



US00D844126S

(12) **United States Design Patent**
Sheng et al.

(10) **Patent No.:** **US D844,126 S**
(45) **Date of Patent:** **** Mar. 26, 2019**

(54) **DEHUMIDIFIER**

(71) Applicant: **HON HAI PRECISION INDUSTRY CO., LTD.**, New Taipei (TW)

(72) Inventors: **Ying-Wei Sheng**, New Taipei (TW);
Chia-Wei Liu, New Taipei (TW);
Ying-Chia Tang, New Taipei (TW);
Wei-Chien Hsu, New Taipei (TW);
Ke-Peng Yi, Shenzhen (CN)

(73) Assignee: **HON HAI PRECISION INDUSTRY CO., LTD.**, New Taipei (TW)

(**) Term: **15 Years**

(21) Appl. No.: **29/633,409**

(22) Filed: **Jan. 13, 2018**

(30) **Foreign Application Priority Data**

Oct. 26, 2017 (CN) 2017 3 0516557

(51) **LOC (11) Cl.** **23-04**

(52) **U.S. Cl.**
USPC **D23/359**

(58) **Field of Classification Search**

USPC D23/355–366, 352, 369, 332, 333, 335,
D23/336, 342, 351; 422/120, 122;
55/356, 473, 504; 96/97; D14/188, 170,
D14/172; 261/DIG. 17; D18/34.6
CPC .. A61L 9/16; A61L 9/22; B01D 47/00; B01D
47/027; B01D 2221/02; B01D 2259/4508;
B03C 3/155; B03C 3/368; F24F 3/16;
F24F 13/20; F24F 13/28; F24F
2001/0096

See application file for complete search history.

(56) **References Cited**

U.S. PATENT DOCUMENTS

D465,567 S * 11/2002 Choi D23/364
D539,403 S * 3/2007 Pino D23/333

D549,307 S * 8/2007 Chiu D23/333
D558,867 S * 1/2008 Chun D23/333
D564,645 S * 3/2008 Shapiro D23/317
D564,646 S * 3/2008 Chen D23/351
D573,241 S * 7/2008 Chiu D23/359
D577,800 S * 9/2008 Yoon D23/359
D578,192 S * 10/2008 Yoo D23/333
D578,629 S * 10/2008 Yoo D23/333

(Continued)

Primary Examiner — David G Muller

Assistant Examiner — Nathan M Johnston

(74) *Attorney, Agent, or Firm* — ScienBiziP, P.C.

(57) **CLAIM**

We claim the ornamental design for a dehumidifier, as shown and described.

DESCRIPTION

FIG. 1 is a front perspective view of an embodiment of a dehumidifier showing our new design;

FIG. 2 is a rear perspective view of the dehumidifier shown in FIG. 1;

FIG. 3 is a front elevation view of the dehumidifier shown in FIG. 1;

FIG. 4 is a rear elevation view of the dehumidifier shown in FIG. 1;

FIG. 5 is a left side elevation view of the dehumidifier shown in FIG. 1;

FIG. 6 is a right side elevation view of the dehumidifier shown in FIG. 1;

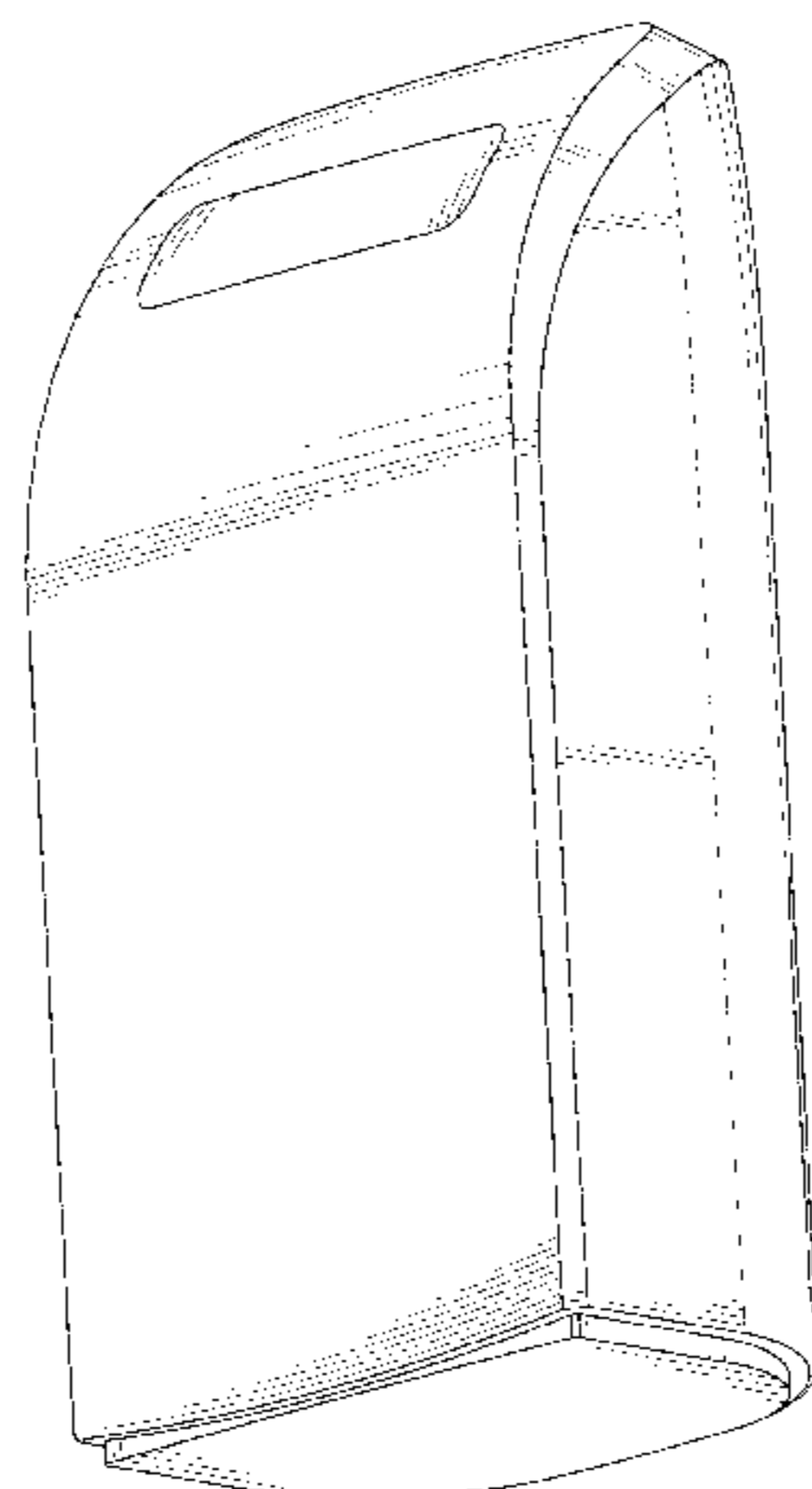
FIG. 7 is a top plan view of the dehumidifier shown in FIG. 1;

FIG. 8 is a bottom plan view of the dehumidifier shown in FIG. 1; and,

FIG. 9 is a front perspective view showing the dehumidifier of FIG. 1 in use.

The broken lines in the drawings depict portions of the dehumidifier that form no part of the claimed design. The broken lines and unshaded regions bounded by broken lines form no part of the claimed design.

1 Claim, 9 Drawing Sheets



(56)

References Cited

U.S. PATENT DOCUMENTS

D598,528 S * 8/2009 Choi D23/359
 D599,456 S * 9/2009 Choi D23/364
 D606,182 S * 12/2009 Lee D23/314
 D612,029 S * 3/2010 Krapfl D23/314
 D616,973 S * 6/2010 Maegawa D23/342
 D639,921 S * 6/2011 Levano D23/314
 D640,356 S * 6/2011 Lewis D23/314
 D642,253 S * 7/2011 Poves D23/366
 D657,034 S * 4/2012 Chouji D23/351
 D673,665 S * 1/2013 Langford D23/359
 D681,789 S * 5/2013 Chiu D23/333
 D725,758 S * 3/2015 Kim D23/333
 D747,789 S * 1/2016 Stoner, Jr. D23/355
 D765,234 S * 8/2016 Stoner, Jr. D23/364
 D786,414 S * 5/2017 Kim D23/359
 D786,415 S * 5/2017 Kim D23/359
 D788,894 S * 6/2017 Qin D23/333

D802,725 S * 11/2017 Stoner, Jr. D23/355
 D810,906 S * 2/2018 Yoon D23/364
 D810,907 S * 2/2018 Yoon D23/364
 D825,725 S * 8/2018 Shapiro D23/332
 D825,726 S * 8/2018 Lewis D23/332
 2010/0071399 A1* 3/2010 Yoon F24F 3/153
 62/291
 2011/0291305 A1* 12/2011 Choi F24F 6/00
 261/30
 2013/0109292 A1* 5/2013 Yamashita F24F 3/1603
 454/249
 2014/0224127 A1* 8/2014 Nagata B01D 46/0038
 96/134
 2015/0013371 A1* 1/2015 Cho F24F 3/1405
 62/272
 2015/0290572 A1* 10/2015 Stoner, Jr. B01D 46/001
 96/417
 2016/0131372 A1* 5/2016 Choi F24F 3/14
 62/189

* cited by examiner

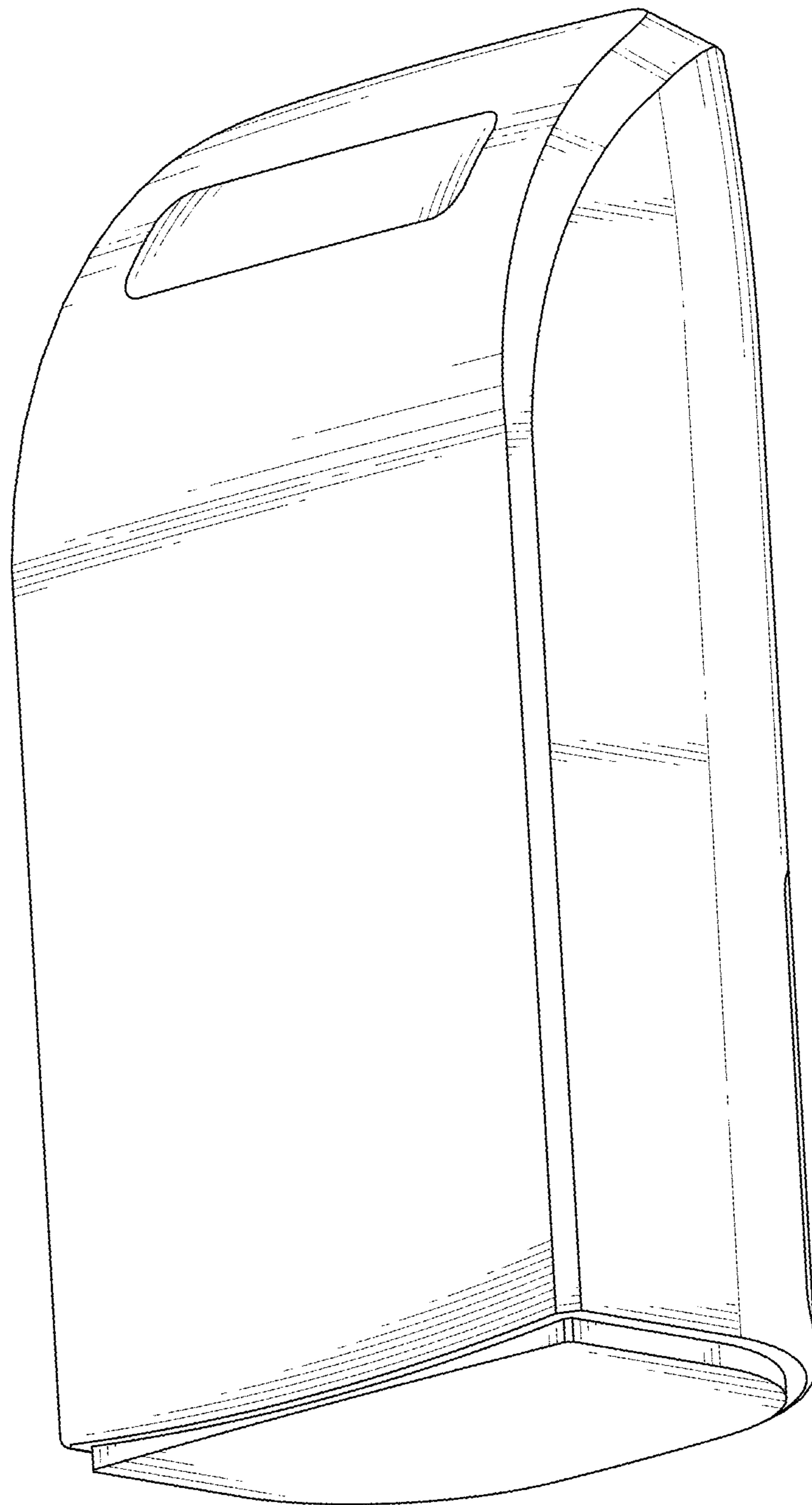


FIG. 1

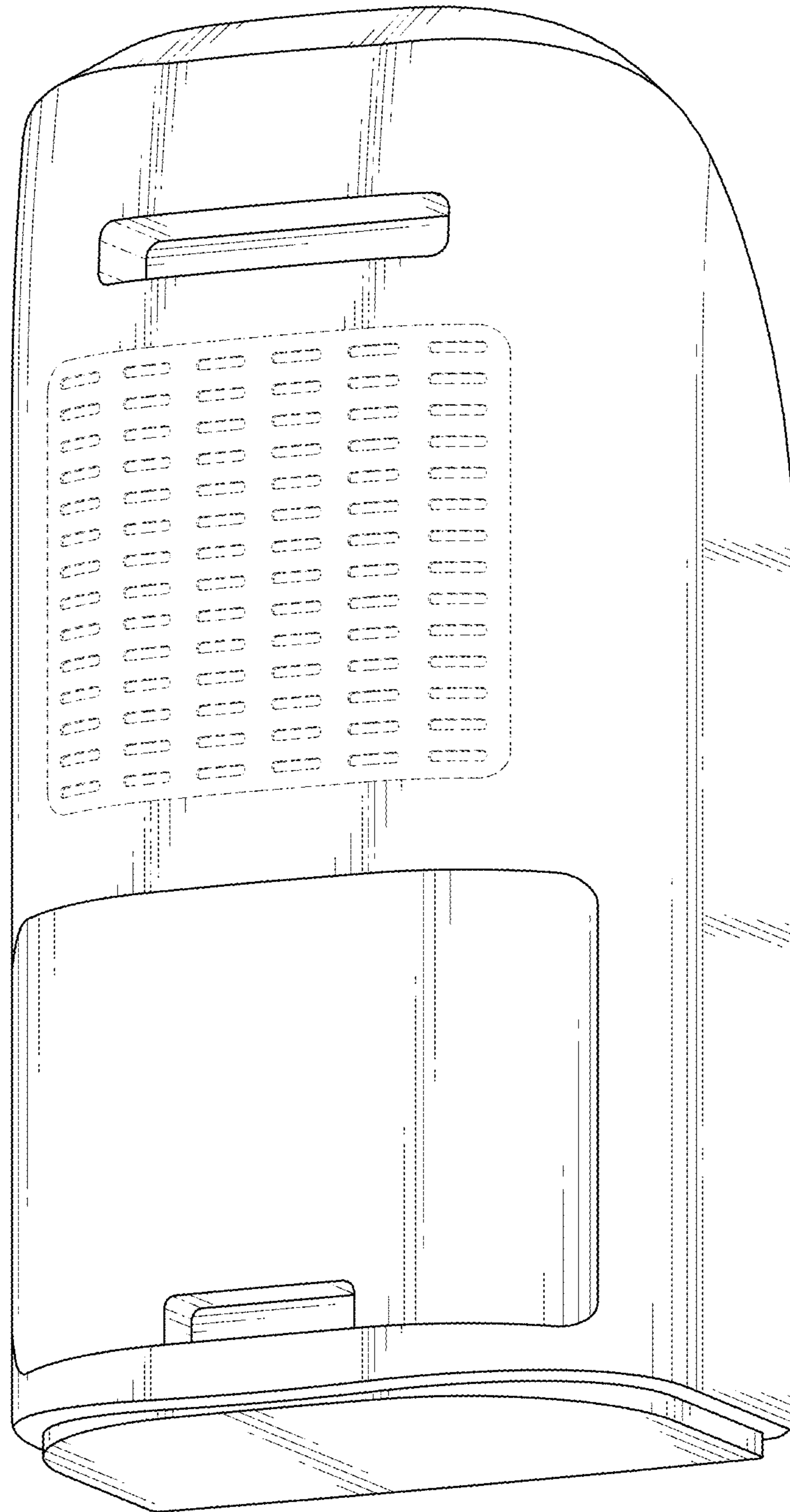


FIG. 2




FIG. 3

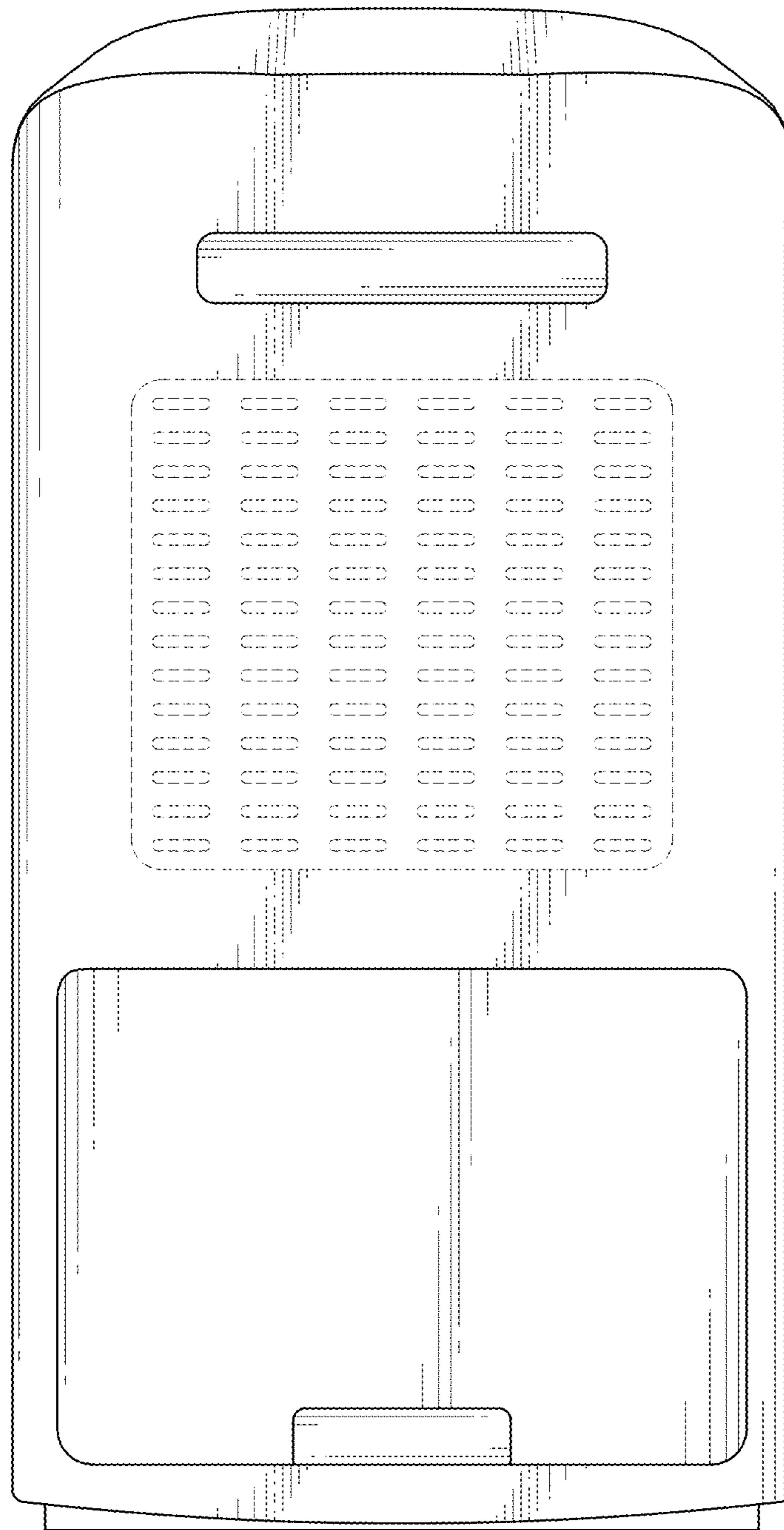


FIG. 4

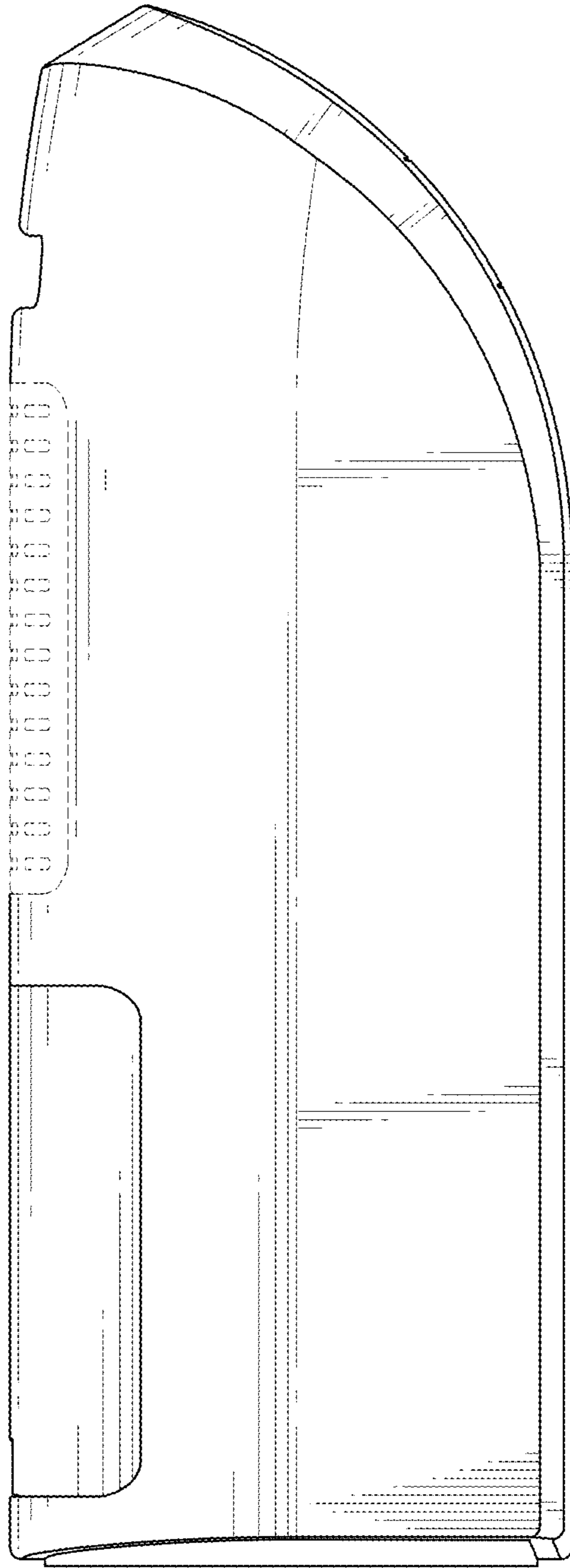


FIG. 5

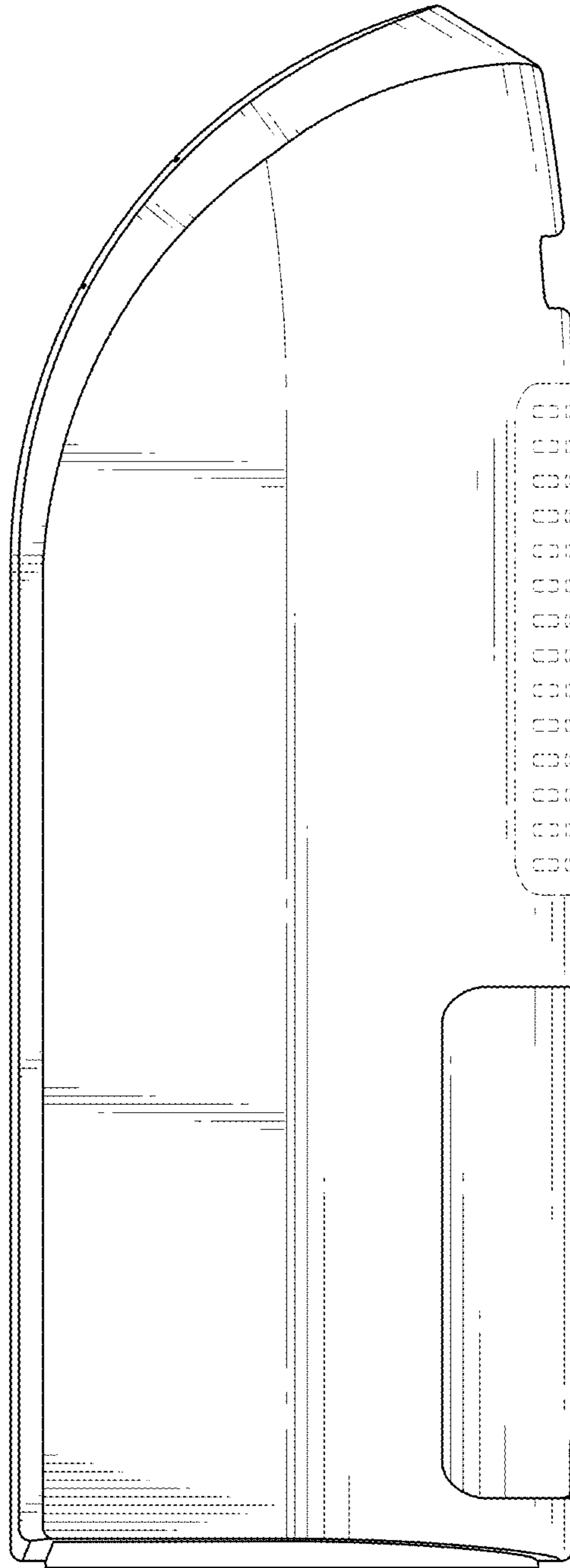


FIG. 6

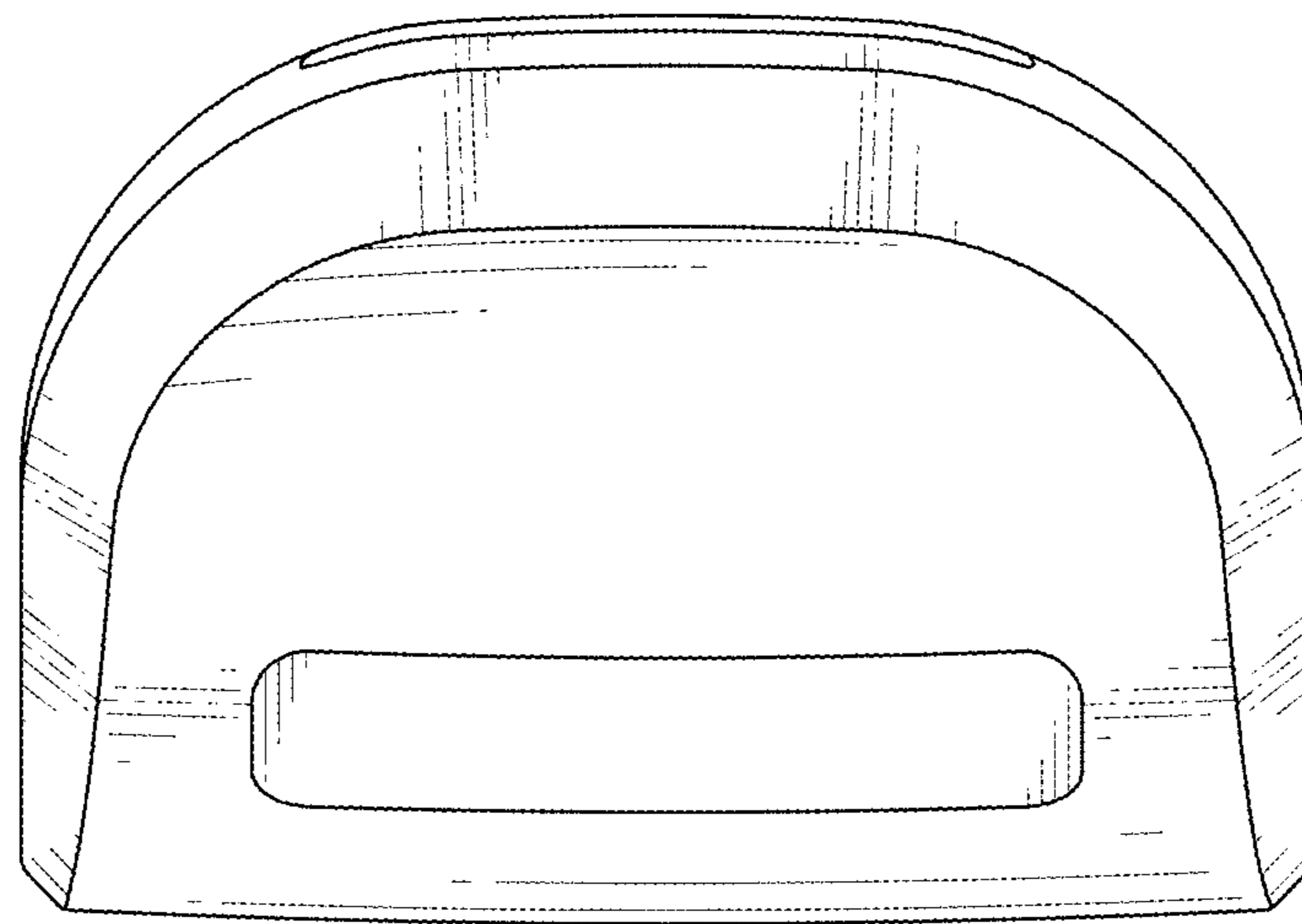


FIG. 7




FIG. 8

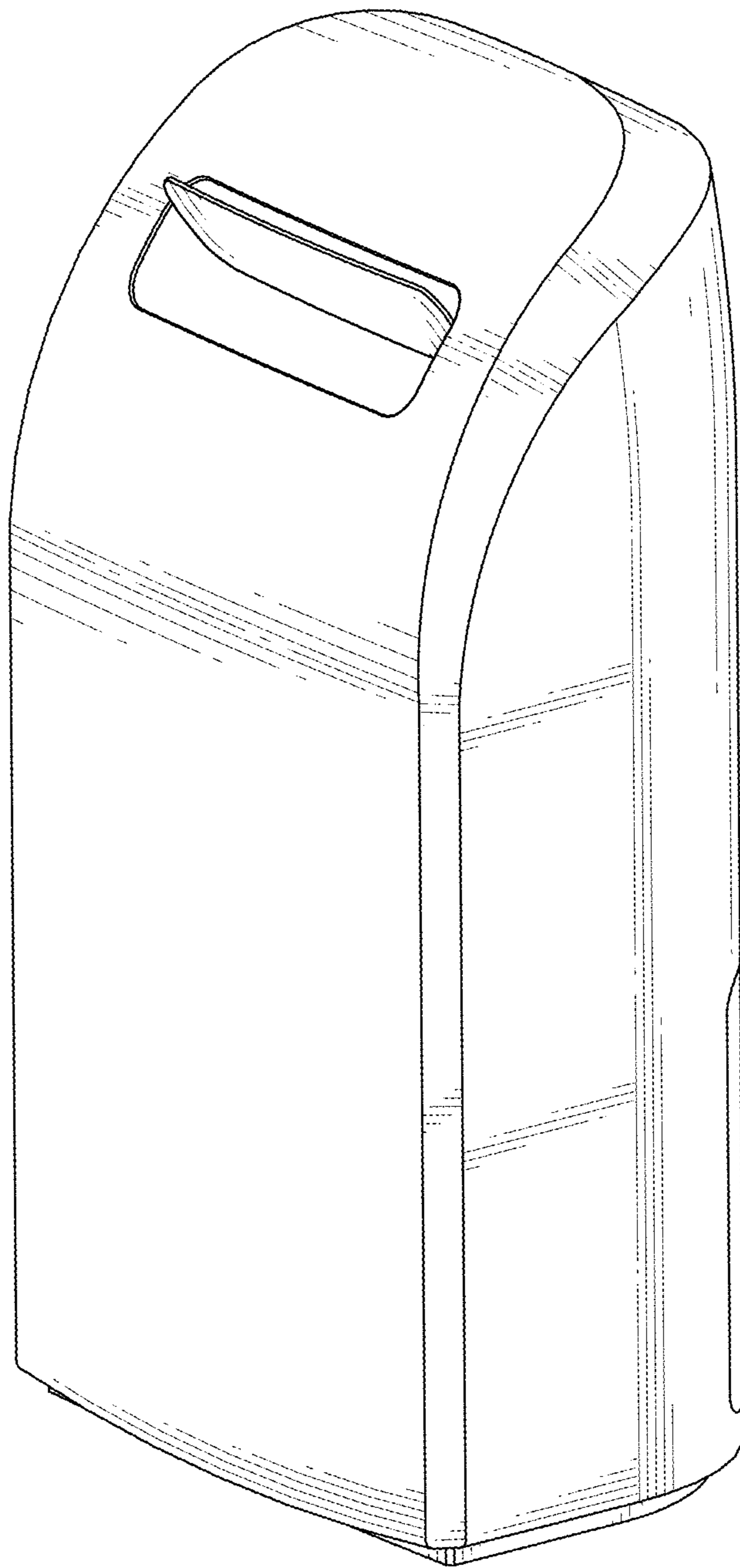


FIG. 9