



US00D844119S

(12) **United States Design Patent** (10) **Patent No.:** **US D844,119 S**
Morales et al. (45) **Date of Patent:** **** Mar. 26, 2019**

(54) **GLASS PANEL**

(71) Applicant: **Bath Authority LLC**, Warminster, PA (US)

(72) Inventors: **Adan Rodriguez Morales**, Philadelphia, PA (US); **Valery Shtraks**, Feasterville, PA (US)

(73) Assignee: **BATH AUTHORITY LLC**, Warminster, PA (US)

(**) Term: **15 Years**

(21) Appl. No.: **29/608,355**

(22) Filed: **Jun. 21, 2017**

(51) **LOC (11) Cl.** **23-02**

(52) **U.S. Cl.**
USPC **D23/305**; D25/110

(58) **Field of Classification Search**
USPC D23/275, 283, 304–307; D25/103–111, D25/140, 152, 163; D14/440; D5/1–3, D5/19, 39, 47, 54–64
CPC .. E04F 13/0871; C03C 17/00; A44B 18/0011; A61F 13/62
See application file for complete search history.

(56) **References Cited**

U.S. PATENT DOCUMENTS

D31,700 S *	10/1899	Hartung	D25/103
D51,320 S *	10/1917	Nathan	D5/56
D117,997 S *	12/1939	Kaplan	D5/47
D531,326 S *	10/2006	Folliard	D25/163
D590,957 S *	4/2009	Frei	D25/103
D608,476 S *	1/2010	Canales	D25/138
D640,063 S *	6/2011	Aipa	D5/29
D699,865 S *	2/2014	Schober	D25/105
D711,018 S *	8/2014	Griffith	D25/113
D753,845 S *	4/2016	Walsh	D25/103
D764,074 S *	8/2016	Metcalf	D25/103
D777,352 S *	1/2017	Dengying	D25/140
D801,549 S *	10/2017	Walsh	D25/103
D802,173 S *	11/2017	Kilian	D25/152
D813,480 S *	3/2018	Burazin	D32/40

D816,814 S *	5/2018	Shtraks	D23/305
D820,998 S *	6/2018	Darrow	D25/111
2003/0113485 A1 *	6/2003	Schober	B32B 3/08 428/13

OTHER PUBLICATIONS

Dreamline Platinum Linea Surf Single Panel Frameless Shower Screen found online [Dec. 11, 2018]—https://www.kbauthority.com/DreamLine-D3234721M11-08-Platinum-Linea-Surf-34-x-72-Inch-Single-Panel-Frameless-Shower-Screen-in-Polished-Stainless-Steel.html?gclid=EAlalQobChMk96L5rmY3wIVAo3lCh2jcgCFEAYYBSABEGKCI_D_BwE.*

* cited by examiner

Primary Examiner — Karen E Kearney

Assistant Examiner — John A Voytek

(74) *Attorney, Agent, or Firm* — Fox Rothschild LLP


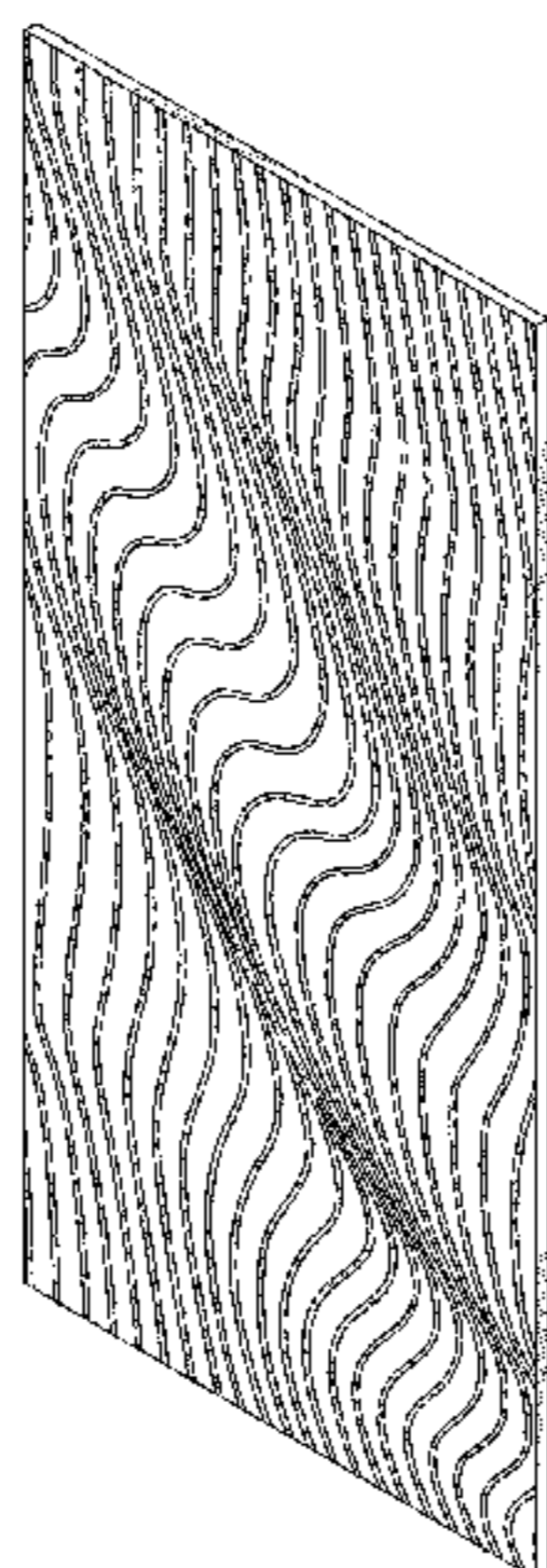
(57) **CLAIM**

The ornamental design for a glass panel, as shown and described.

DESCRIPTION

FIG. 1 is a perspective view of the glass panel showing my new design;
FIG. 2 is a front elevation view thereof;
FIG. 3 is a rear elevation view thereof;
FIG. 4 is a left-side elevation view thereof;
FIG. 5 is a right-side elevation view thereof;
FIG. 6 is a top plan view thereof;
FIG. 7 is a bottom plan view thereof;
FIG. 8 is a perspective view of another embodiment of the glass panel of FIG. 1;
FIG. 9 is a front elevation view thereof;
FIG. 10 is a rear elevation view thereof;
FIG. 11 is a left-side elevation view thereof;
FIG. 12 is a right-side elevation view thereof;
FIG. 13 is a top plan view thereof; and,
FIG. 14 is a bottom plan view thereof.

1 Claim, 10 Drawing Sheets






FIG. 1

FIG. 2





FIG. 3



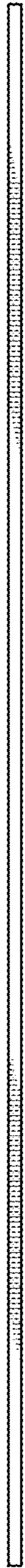


FIG. 4

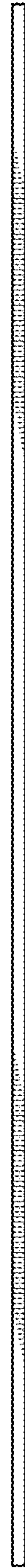


FIG. 5



FIG. 6



FIG. 7




FIG. 8

FIG. 9





FIG. 10



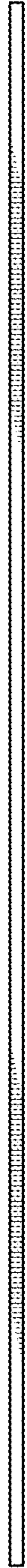


FIG. 11

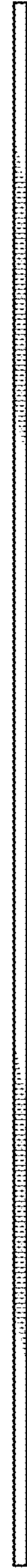


FIG. 12



FIG. 13



FIG. 14