



US00D844095S

(12) **United States Design Patent**
McKillips et al.

(10) **Patent No.:** **US D844,095 S**
(45) **Date of Patent:** **** Mar. 26, 2019**

- (54) **KNIFE**
- (71) Applicant: **WHG Properties, LLC**, North Wales, PA (US)
- (72) Inventors: **Neal McKillips**, Drexel Hill, PA (US); **Frank E. Robinson**, Schwenksville, PA (US); **William H. Geissele**, Lower Gwynedd, PA (US); **Louis Goodman**, Wartburg, TN (US)
- (73) Assignee: **WHG Properties, LLC**, North Wales, PA (US)

D317,037 S	5/1991	Koshiishi	
5,086,561 A	2/1992	Nathan	
D334,791 S	4/1993	Collins	
5,255,436 A	10/1993	Yoshida	
5,647,130 A	7/1997	Collins	
D384,724 S	10/1997	Uke et al.	
6,053,929 A	4/2000	Cohn et al.	
D448,442 S	9/2001	Cheng	
D491,622 S	6/2004	Hadley et al.	
D558,851 S *	1/2008	Onion	D22/118
D610,646 S *	2/2010	Harsey, Jr.	D22/118
D704,793 S *	5/2014	Dahan	D22/118
D709,982 S *	7/2014	Freeman	D22/118
D813,341 S *	3/2018	Jaramus	D22/118
2013/0026054 A1	1/2013	Adams	

- (**) Term: **15 Years**
- (21) Appl. No.: **29/649,064**
- (22) Filed: **May 25, 2018**

* cited by examiner

Primary Examiner — Catherine R Oliver-Garcia
(74) *Attorney, Agent, or Firm* — Fox Rothschild LLP

Related U.S. Application Data

- (62) Division of application No. 29/589,085, filed on Dec. 28, 2016, now Pat. No. Des. 825,708.
- (51) **LOC (11) Cl.** **22-02**
- (52) **U.S. Cl.**
USPC **D22/118**
- (58) **Field of Classification Search**
USPC D22/118; 224/232; 30/1, 151, 161–162, 30/164.5; D7/649–651; D8/95–99
CPC B26B 3/00; B26B 29/025
See application file for complete search history.

(57) **CLAIM**

The ornamental design for a knife, as shown and described.

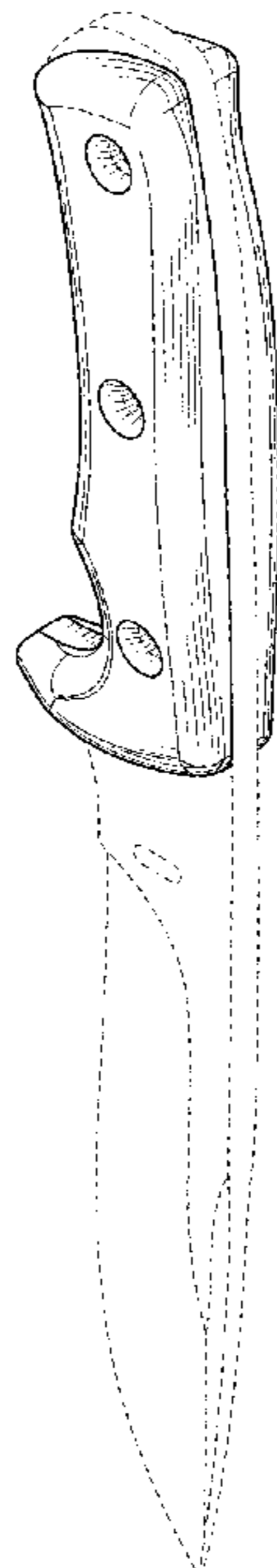
DESCRIPTION

FIG. 1 is a top, front, right perspective view of a knife according to the present disclosure.
 FIG. 2 is a front view of the knife of FIG. 1.
 FIG. 3 is a rear view of the knife of FIG. 1.
 FIG. 4 is a left view of the knife of FIG. 1.
 FIG. 5 is a right view of the knife of FIG. 1.
 FIG. 6 is a bottom view of the knife of FIG. 1.
 FIG. 7 is a top view of the knife of FIG. 1; and,
 FIG. 8 is a top, rear, right perspective view of the knife of FIG. 1.
 The broken lines depict environmental structure and are for illustrative purposes only and form no part of the claimed design.

(56) **References Cited**
U.S. PATENT DOCUMENTS

2,999,268 A	9/1961	Strandengen
4,998,350 A	3/1991	Thompson

1 Claim, 5 Drawing Sheets



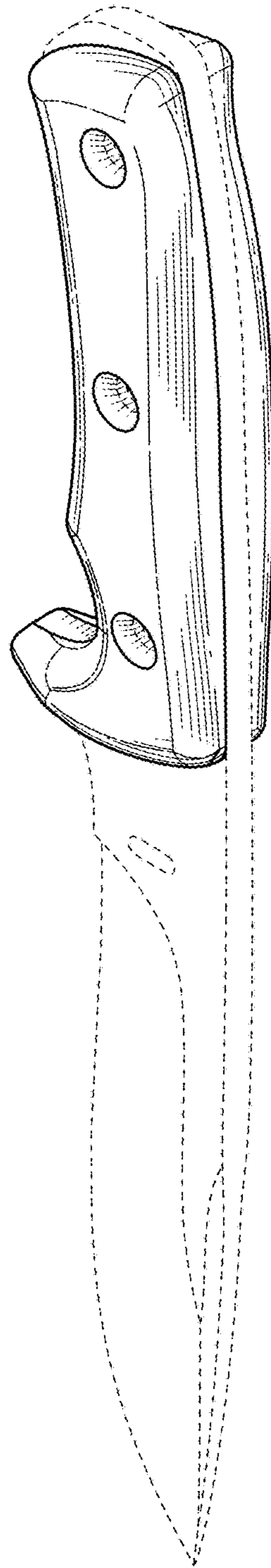


FIG. 1

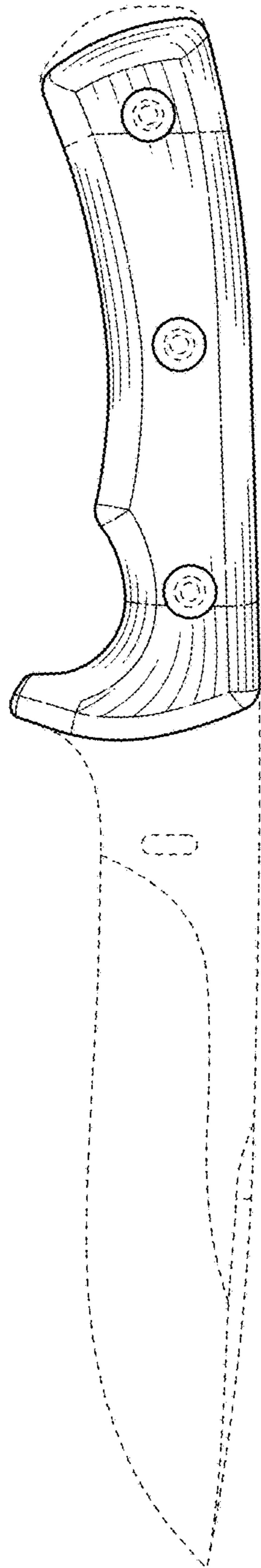


FIG. 2

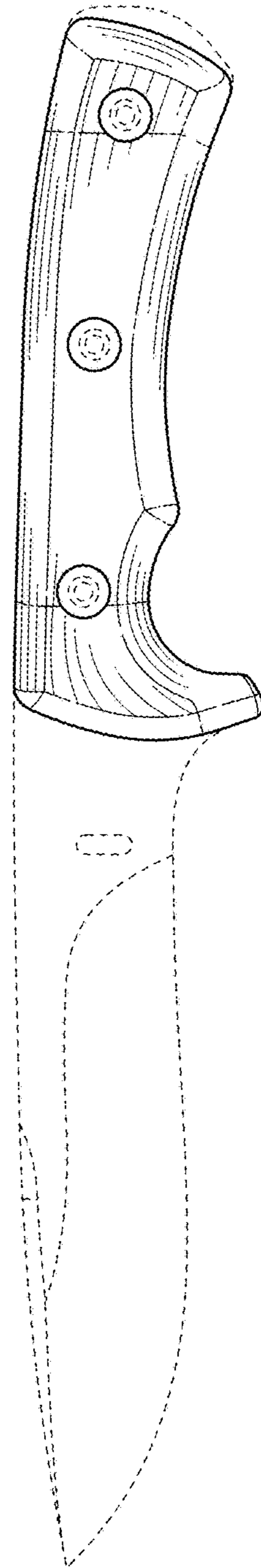


FIG. 3

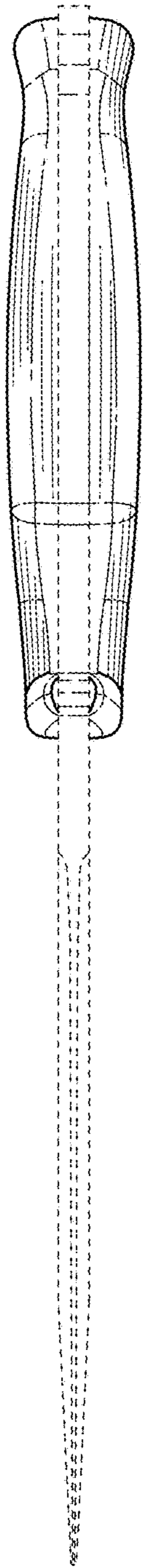


FIG. 4

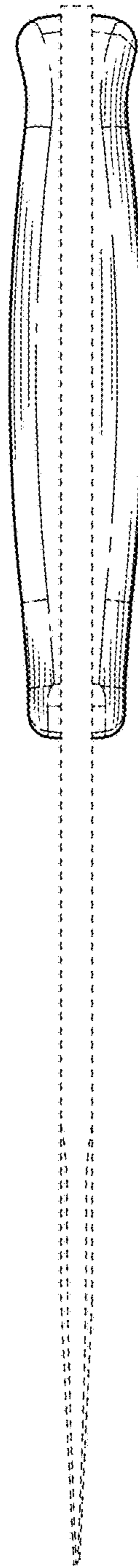


FIG. 5

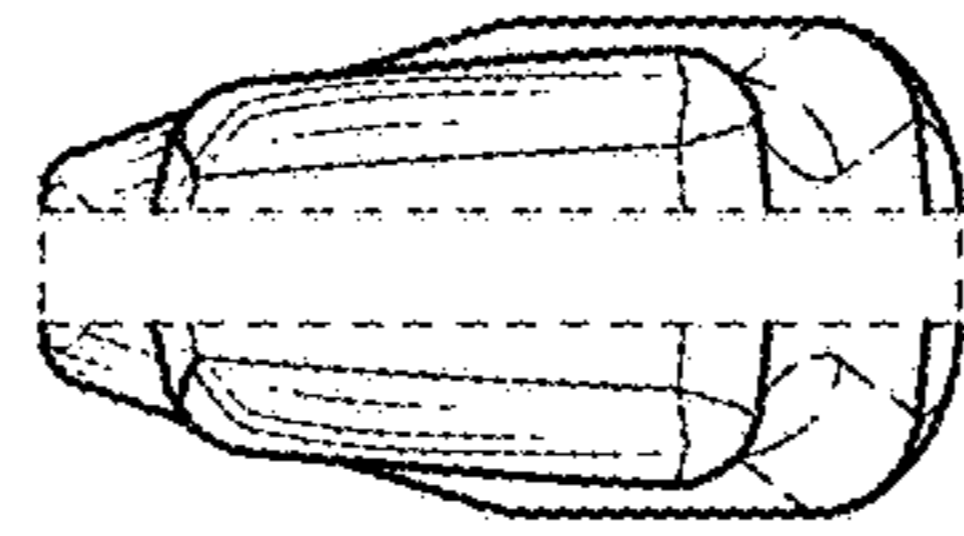


FIG. 6

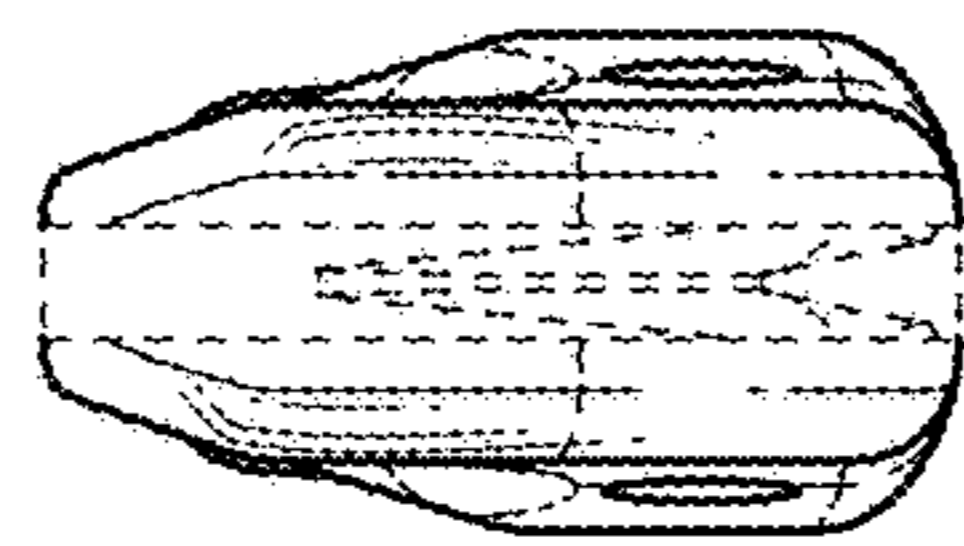


FIG. 7

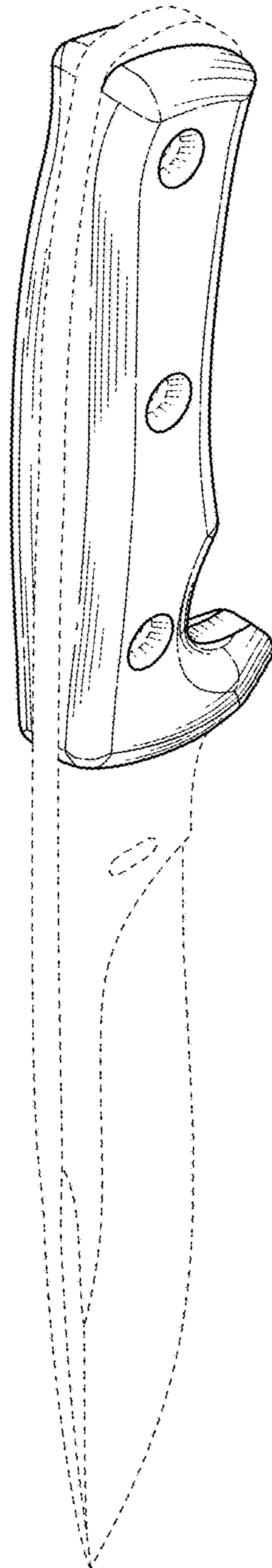


FIG. 8