

US00D844087S

(12) **United States Design Patent**
Chaklos et al.

(10) **Patent No.:** **US D844,087 S**
(45) **Date of Patent:** **** Mar. 26, 2019**

- (54) **TENT**
- (71) Applicants: **Mike Chaklos**, Irvine, CA (US); **Paul Chaklos**, Irvine, CA (US)
- (72) Inventors: **Mike Chaklos**, Irvine, CA (US); **Paul Chaklos**, Irvine, CA (US)
- (**) Term: **15 Years**
- (21) Appl. No.: **29/668,716**
- (22) Filed: **Nov. 1, 2018**

Related U.S. Application Data

- (63) Continuation-in-part of application No. 29/641,871, filed on Mar. 26, 2018, and a continuation-in-part of application No. 29/641,863, filed on Mar. 26, 2018.
- (51) **LOC (11) Cl.** **21-04**
- (52) **U.S. Cl.**
USPC **D21/834**
- (58) **Field of Classification Search**
USPC D21/834, 835, 836, 837, 838, 839, 840
CPC E04H 15/00; E04H 15/02; E04H 15/18;
E04H 15/28; E04H 15/32; E04H 15/34;
E04H 15/40; E04H 15/42; E04H 15/425;
E04H 15/50

See application file for complete search history.

(56) **References Cited**

U.S. PATENT DOCUMENTS

3,217,722	A *	11/1965	Heise	E04B 1/34326
					135/139
D224,761	S *	9/1972	Pohl et al.	D21/834
5,159,948	A *	11/1992	Moreau	E04H 15/18
					135/125
D396,086	S *	7/1998	Cantwell	D21/838
D403,041	S *	12/1998	Funk	D21/834
5,901,727	A *	5/1999	Kramer	E04H 15/425
					135/120.1

D418,573	S *	1/2000	Ju	D21/834
D420,414	S *	2/2000	Lah	D21/834
D457,590	S *	5/2002	Olson	D21/834
D465,004	S *	10/2002	Funk	E04H 15/18
					D21/834
D478,645	S *	8/2003	Pearcy	D21/834
D534,614	S *	1/2007	Galloway	D21/834
7,222,635	B2 *	5/2007	Cantwell	E04H 15/32
					135/115
D562,930	S *	2/2008	Poulson	D21/834
D594,080	S *	6/2009	Flem	D21/834
D630,286	S *	1/2011	Bell	D21/834
D652,885	S *	1/2012	Frey	D21/834
D652,886	S *	1/2012	Pedersen	D21/834
D689,158	S *	9/2013	Lucero	D21/834
D695,376	S *	12/2013	Jin	D21/834
D696,373	S *	12/2013	Jin	D21/834
D718,828	S *	12/2014	Jin	D21/834
9,140,030	B2 *	9/2015	Jin	E04H 15/46

* cited by examiner

Primary Examiner — Robin V Webster

Assistant Examiner — Keith J Wilson

(74) *Attorney, Agent, or Firm* — Clement Cheng

(57) **CLAIM**

The ornamental design for a tent, as shown and described.

DESCRIPTION

FIG. 1 is a perspective view.

FIG. 2 is a front view.

FIG. 3 is a back view.

FIG. 4 is a right side view.

FIG. 5 is a left side view.

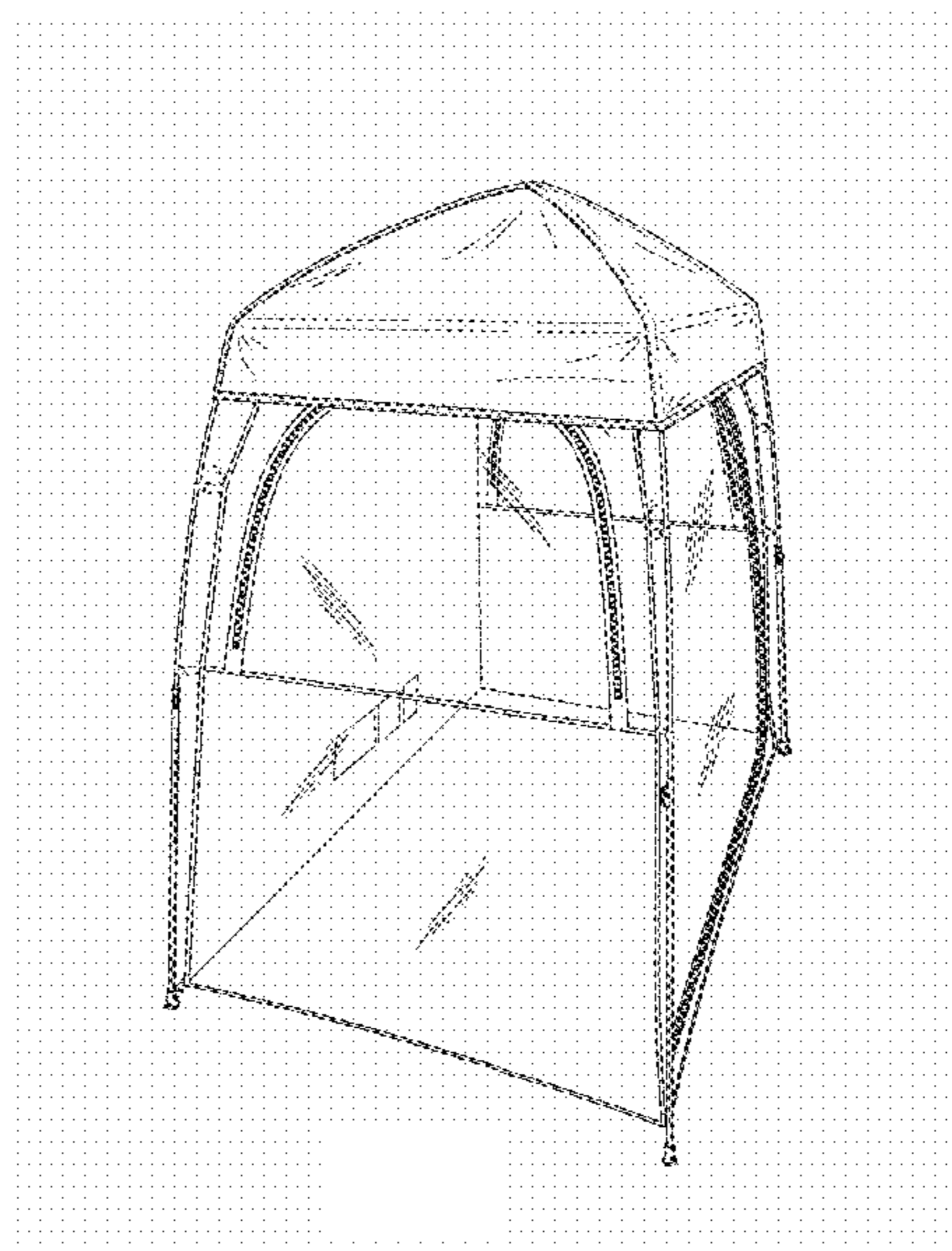
FIG. 6 is a top view; and,

FIG. 7 is a bottom view.

The thin dotted line portion forms no part of the claimed invention.

The thick dotted line represents a zipper for the door of the tent.

1 Claim, 7 Drawing Sheets



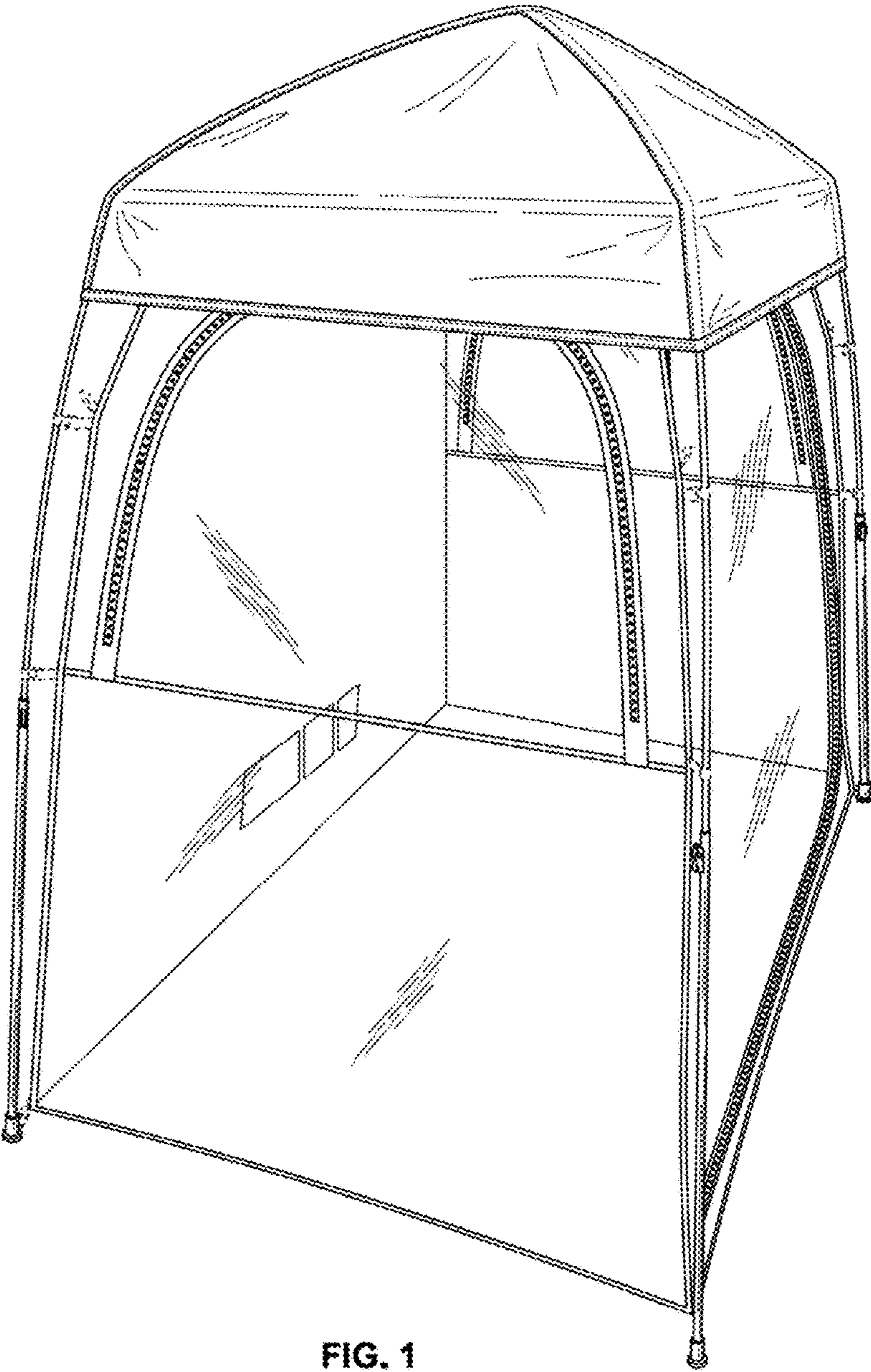


FIG. 1

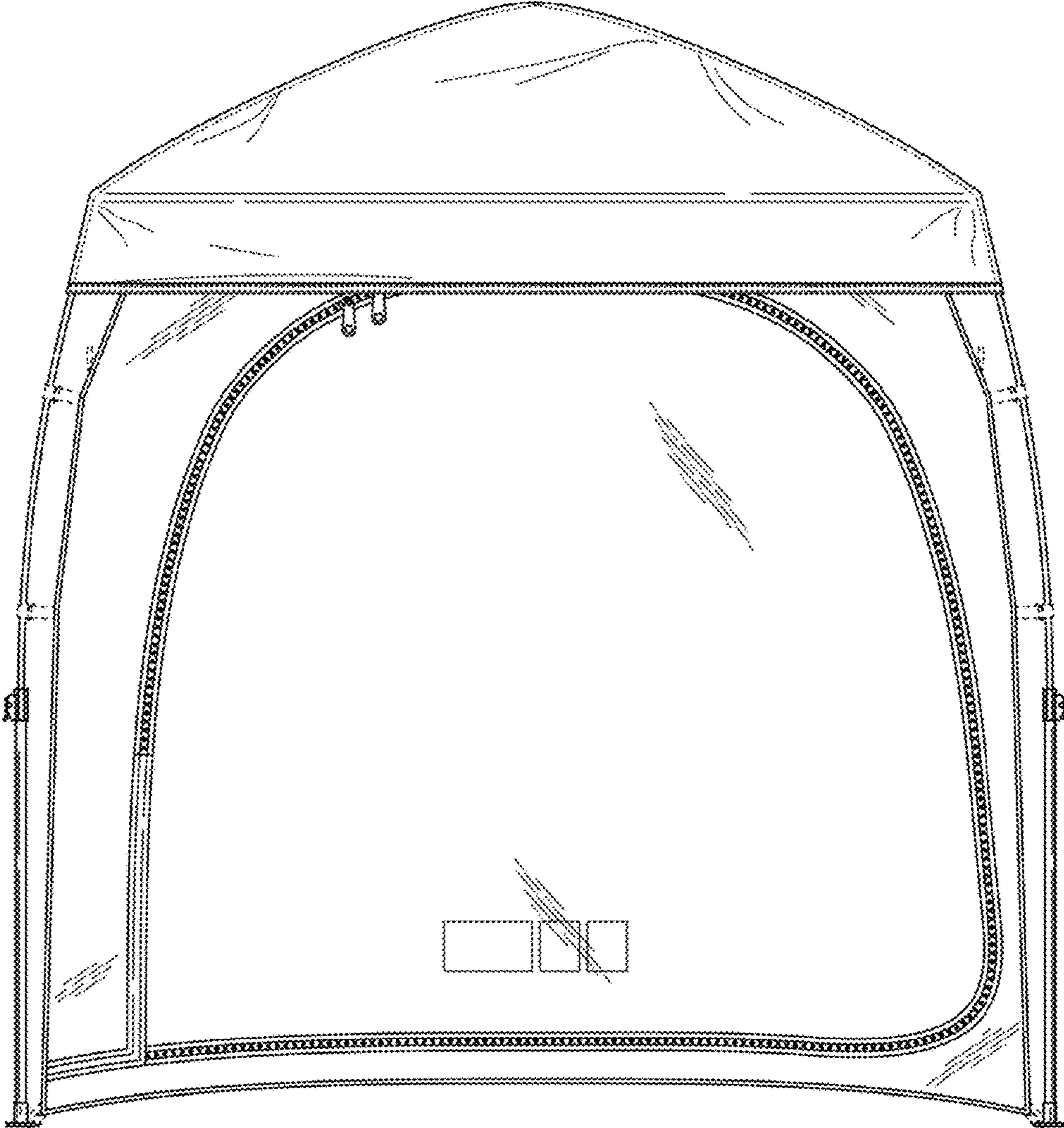


FIG. 2

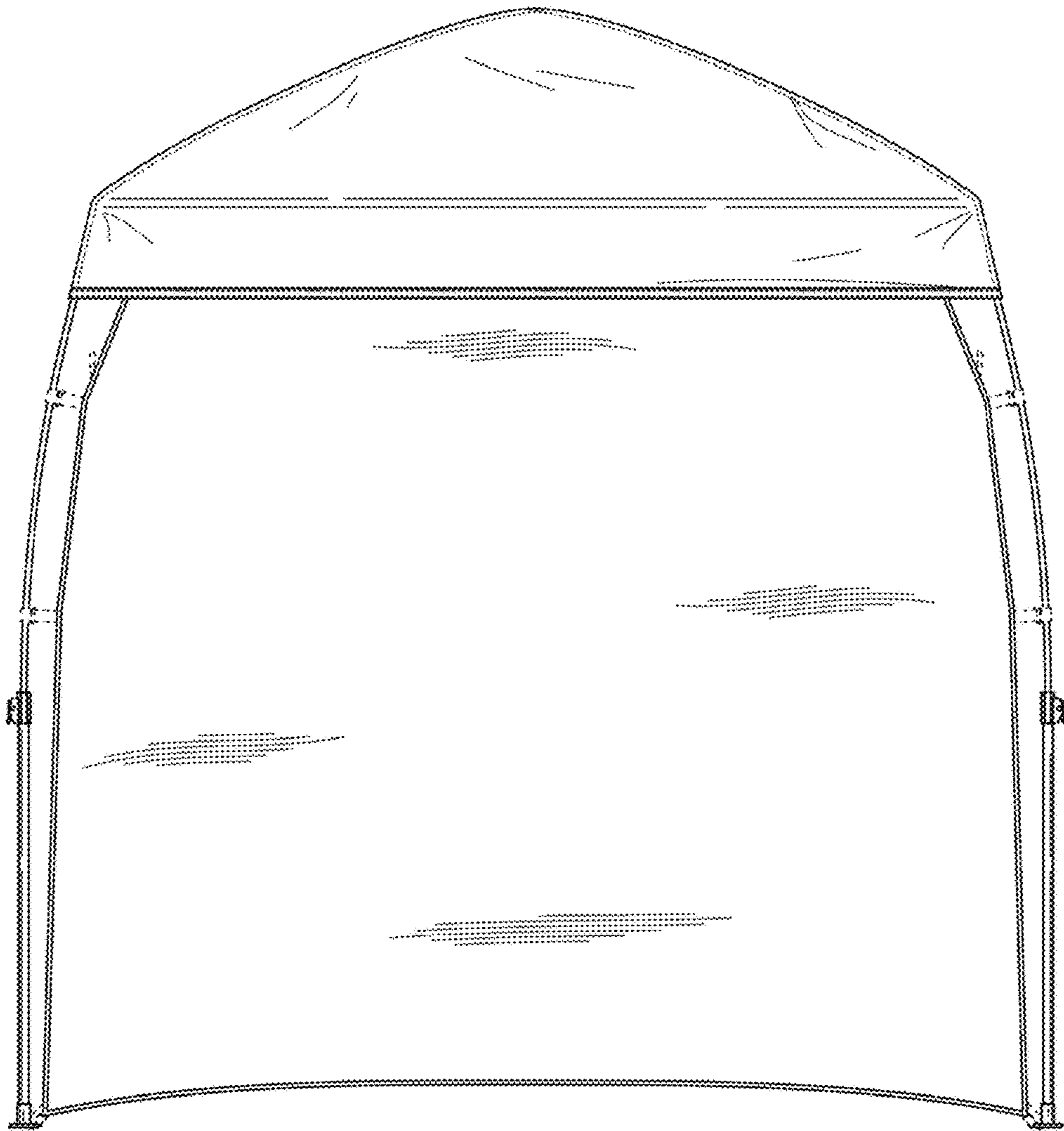


FIG. 3

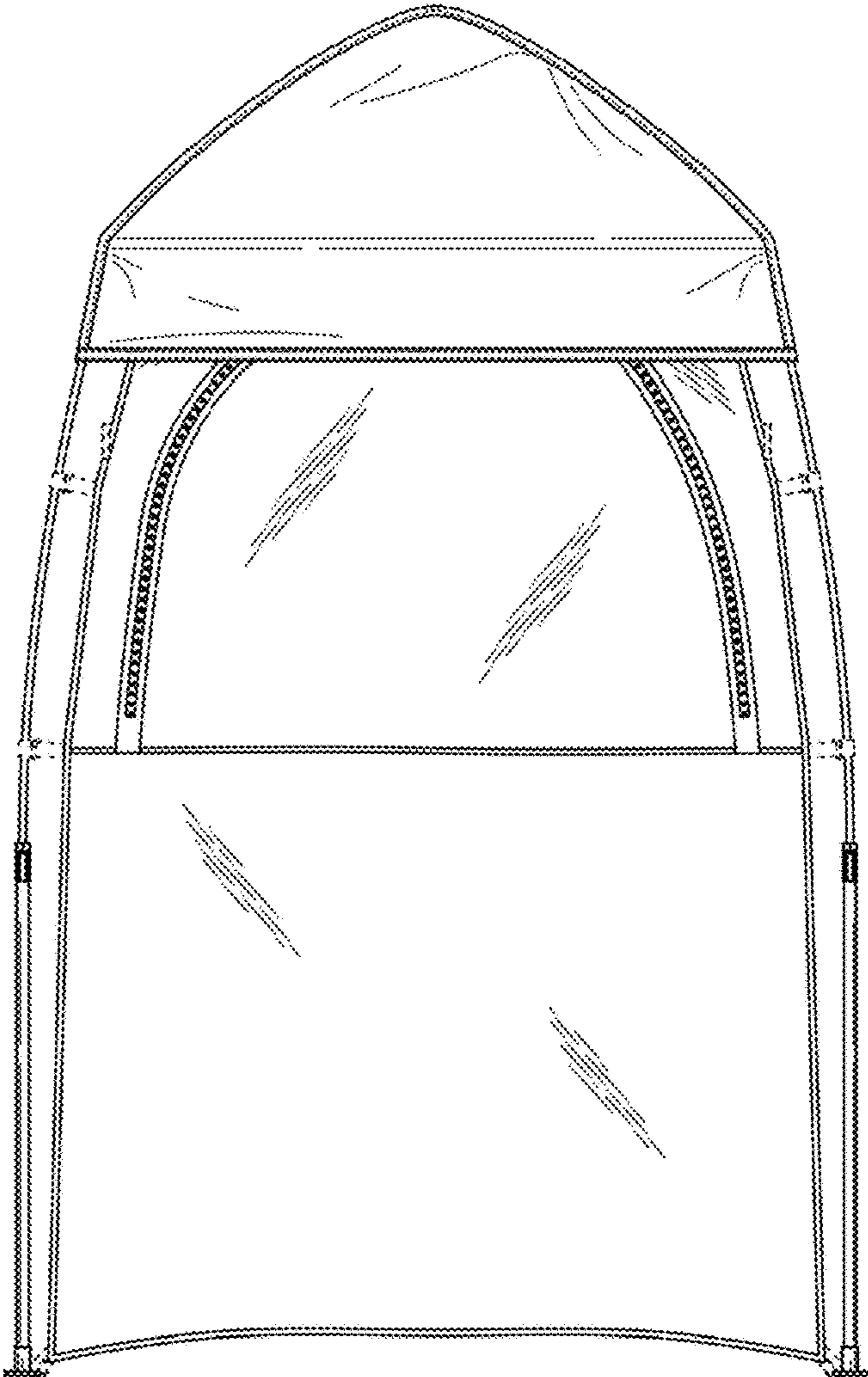


FIG. 4

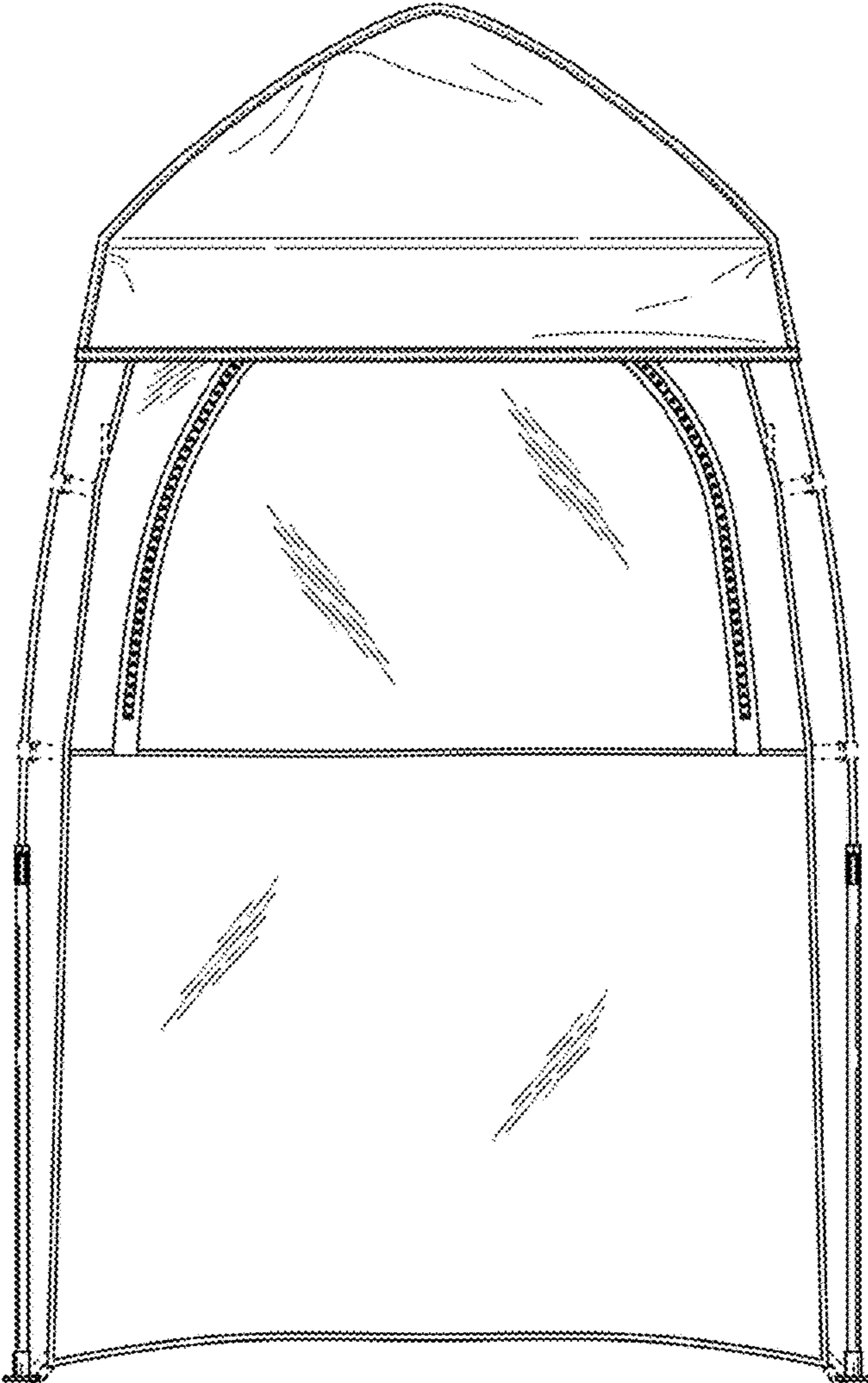


FIG. 5

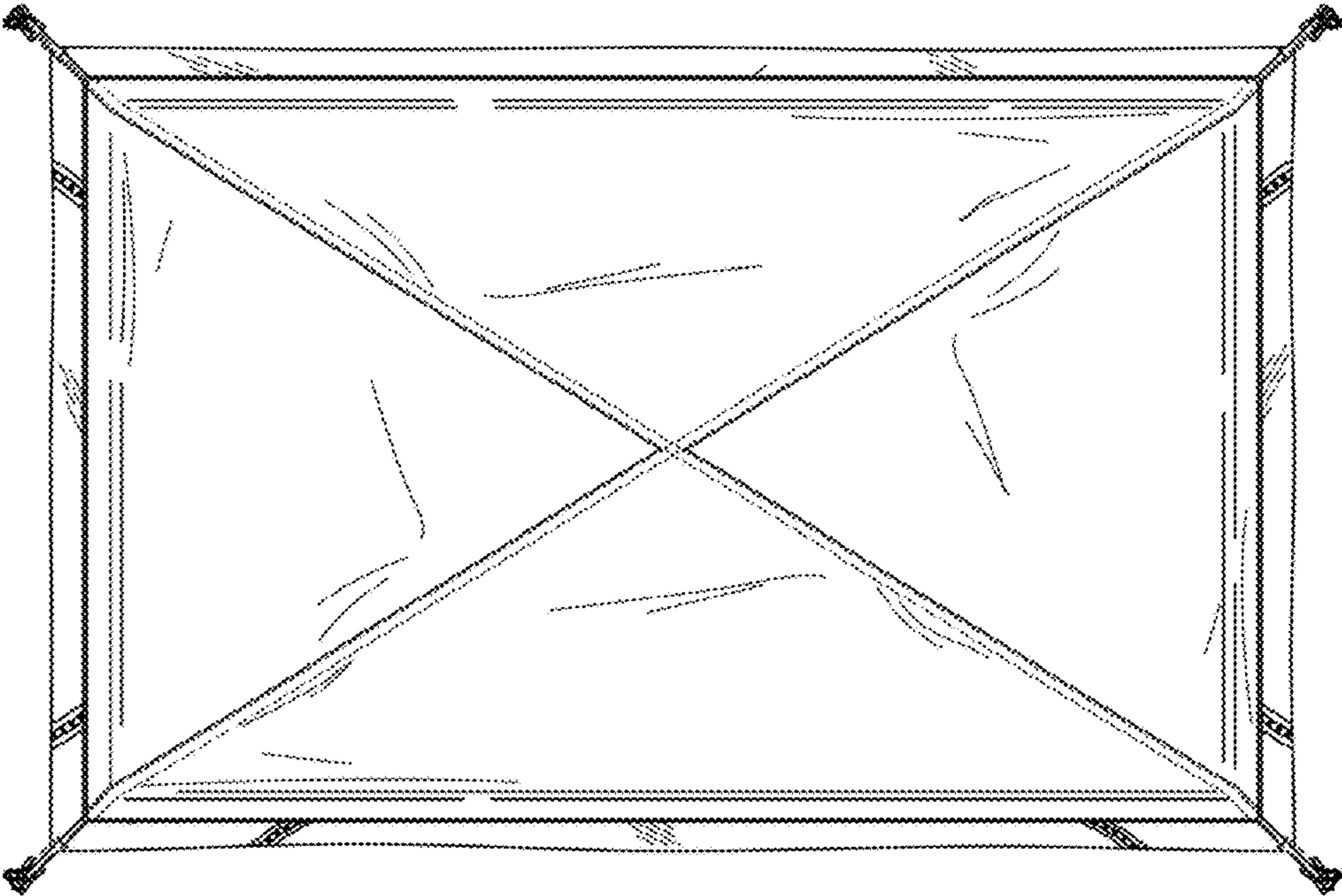


FIG. 6

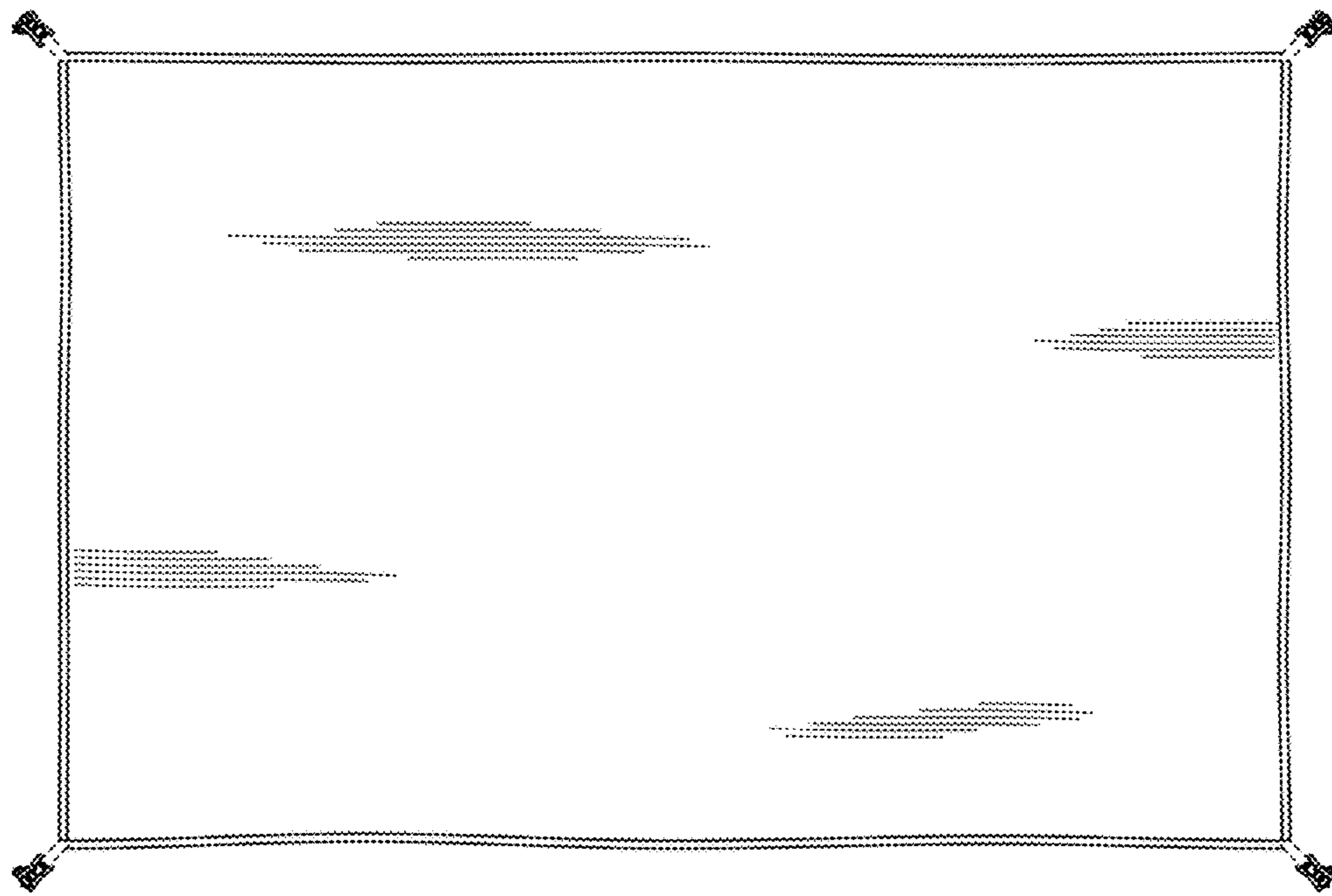


FIG. 7