

US00D844079S

(12) **United States Design Patent**
Ratajac

(10) **Patent No.:** **US D844,079 S**
(45) **Date of Patent:** **** Mar. 26, 2019**

- (54) **EXERCISE DEVICE**
- (71) Applicant: **Aleksandar Ratajac**, San Diego, CA (US)
- (72) Inventor: **Aleksandar Ratajac**, San Diego, CA (US)
- (**) Term: **15 Years**
- (21) Appl. No.: **29/630,426**
- (22) Filed: **Dec. 20, 2017**

Related U.S. Application Data

- (63) Continuation of application No. 15/703,517, filed on Sep. 13, 2017.

(51) **LOC (11) Cl.** **21-02**

(52) **U.S. Cl.**
USPC **D21/692**

(58) **Field of Classification Search**
 USPC D21/671, 787, 798, 826, 694, 692, 691, D21/690, 688, 687, 686, 684, 679, 673, D21/662; 482/91, 8, 44, 24, 140, 139, 482/131, 130, 129, 128, 127, 126, 125, 482/124, 123, 122, 121, 115, 112, 103, 482/87, 90, 83, 138; 473/428, 426, 483; 368/10; 135/140
 CPC A63B 21/0552; A63B 21/4035; A63B 21/0557; A63B 21/0442; A63B 21/00069; A63B 21/4043; A63B 2208/0233; A63B 21/04; A63B 21/1609; A63B 21/154; A63B 21/00043; A63B 2023/006; A63B 21/00185; A63B 21/1663

See application file for complete search history.

(56) **References Cited**

U.S. PATENT DOCUMENTS

- 192,338 A * 6/1877 Marshall A63B 21/00043 482/126
- 2,529,347 A 11/1950 Mohler

- 2,806,699 A * 9/1957 Spooner A63B 21/00043 235/1 C
- 3,559,988 A 2/1971 Greenless
- 4,023,808 A 5/1977 Hebert
- 4,169,590 A 10/1979 Johansen
- 4,210,323 A * 7/1980 Feather A63B 21/0004 482/122
- 4,465,276 A 8/1984 Cox
- 4,483,533 A 11/1984 Mangiapane
- 4,861,022 A 8/1989 Boatcallie
- 5,026,050 A 6/1991 Leung
- D322,827 S * 12/1991 Bennstrom D21/684
- 5,230,679 A 7/1993 Olsen
- D338,247 S * 8/1993 Koblick D21/692
- D341,401 S 11/1993 Reichman
- 5,267,929 A * 12/1993 Chen A63B 21/00043 482/122

(Continued)

OTHER PUBLICATIONS

Thigh Fit by Thigh Fit Toner dated no date given. Found online [Oct. 29, 2018] <https://thighfittoner.com/product/thigh-fit/>.*

Primary Examiner — Ryan Harvey
(74) *Attorney, Agent, or Firm* — TMB Law

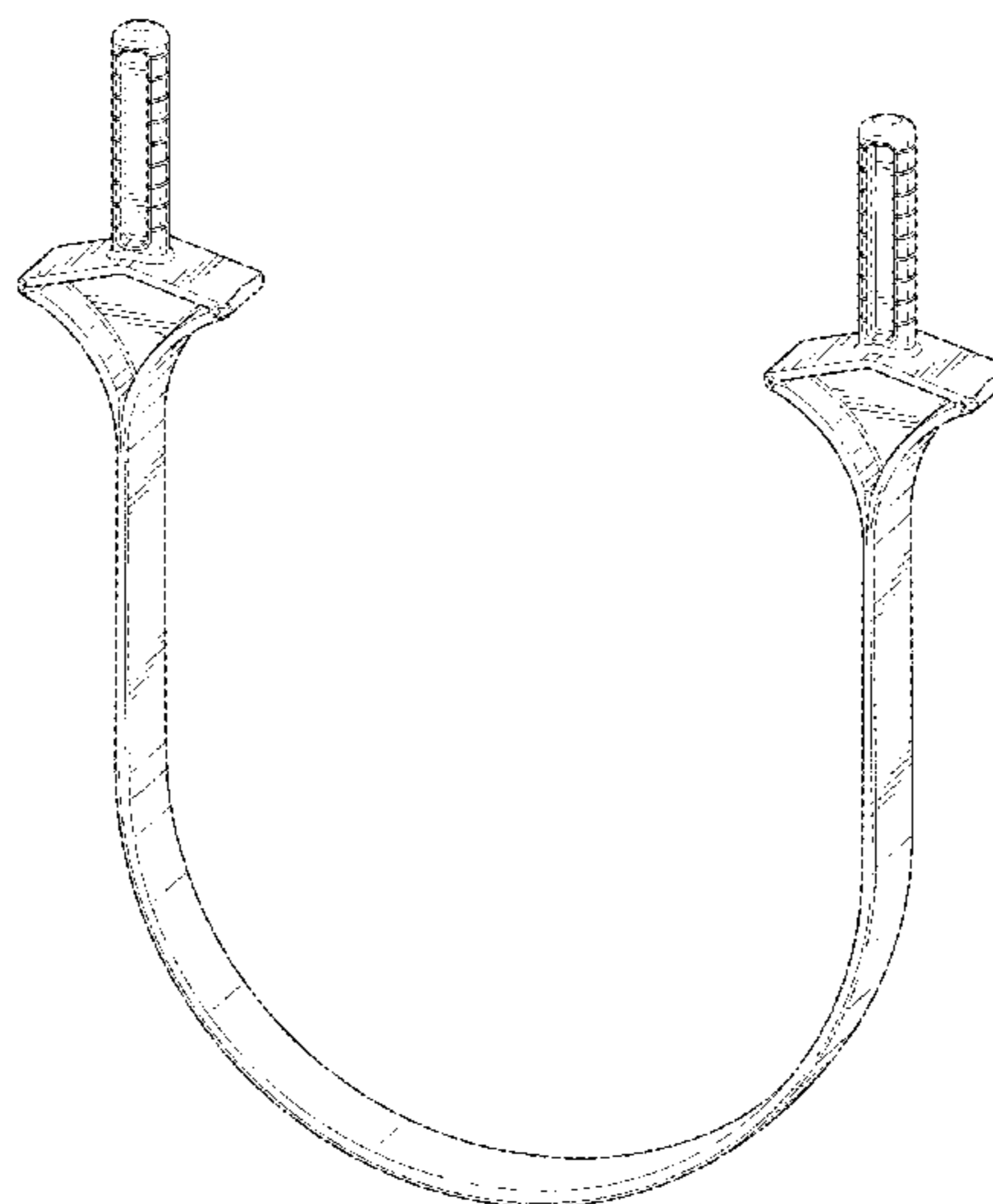
(57) **CLAIM**

I claim the ornamental design for an exercise device, as shown and described.

DESCRIPTION

FIG. 1 is a perspective view of the exercise device; FIG. 2 is a front elevational view of the exercise device; FIG. 3 is a rear elevational view of the exercise device; FIG. 4 is a right-side elevational view of the exercise device; FIG. 5 is a left-side elevational view of the exercise device; FIG. 6 is a top plan view of the exercise device; and, FIG. 7 is a bottom plan view of the exercise device.

1 Claim, 5 Drawing Sheets



(56)

References Cited

U.S. PATENT DOCUMENTS

D343,882 S * 2/1994 Bennstrom D21/692
 5,399,138 A 3/1995 Jones
 D365,395 S * 12/1995 Miyauchi D24/147
 D367,901 S 3/1996 Real
 5,674,164 A 10/1997 Kravitz
 5,690,596 A * 11/1997 Parker A63B 21/0004
 482/121
 5,720,701 A 2/1998 Truini
 5,720,702 A 2/1998 Lee
 5,755,649 A 5/1998 Bimby
 5,897,471 A 4/1999 Multanen
 5,967,953 A 10/1999 Nunez
 5,980,436 A 11/1999 Cheng
 D427,651 S * 7/2000 Bodman D21/662
 6,193,637 B1 * 2/2001 Corbin A63B 21/012
 446/120
 6,254,517 B1 7/2001 Kennedy
 D446,561 S * 8/2001 Beard D21/662
 D446,832 S * 8/2001 Chen D21/692
 6,872,174 B2 3/2005 Benach
 D505,169 S * 5/2005 Kuo D21/684

D521,086 S * 5/2006 Faulconer D21/684
 7,285,079 B2 * 10/2007 Mandell A63B 21/00043
 482/126
 7,291,101 B2 11/2007 Deal
 7,652,953 B1 * 1/2010 Fluegge A63B 21/00043
 368/10
 D626,188 S * 10/2010 Bisson D21/684
 D634,795 S * 3/2011 Holleman D21/679
 D634,796 S * 3/2011 Batiste D21/684
 D654,126 S * 2/2012 Eckermann D21/684
 D655,355 S * 3/2012 Hsu D21/679
 D671,179 S * 11/2012 Chang D21/684
 D675,688 S * 2/2013 Francis D21/684
 8,777,821 B2 * 7/2014 Lando A63B 21/023
 482/121
 D790,416 S * 6/2017 Pritts D12/179
 9,713,733 B2 * 7/2017 Dennis A63B 21/02
 D810,844 S * 2/2018 Hao D21/684
 D812,160 S * 3/2018 Dennis D21/692
 D827,734 S * 9/2018 Exley D21/673
 2008/0051271 A1 2/2008 Mandell
 2011/0201483 A1 8/2011 Holleman
 2012/0178600 A1 7/2012 Chen

* cited by examiner

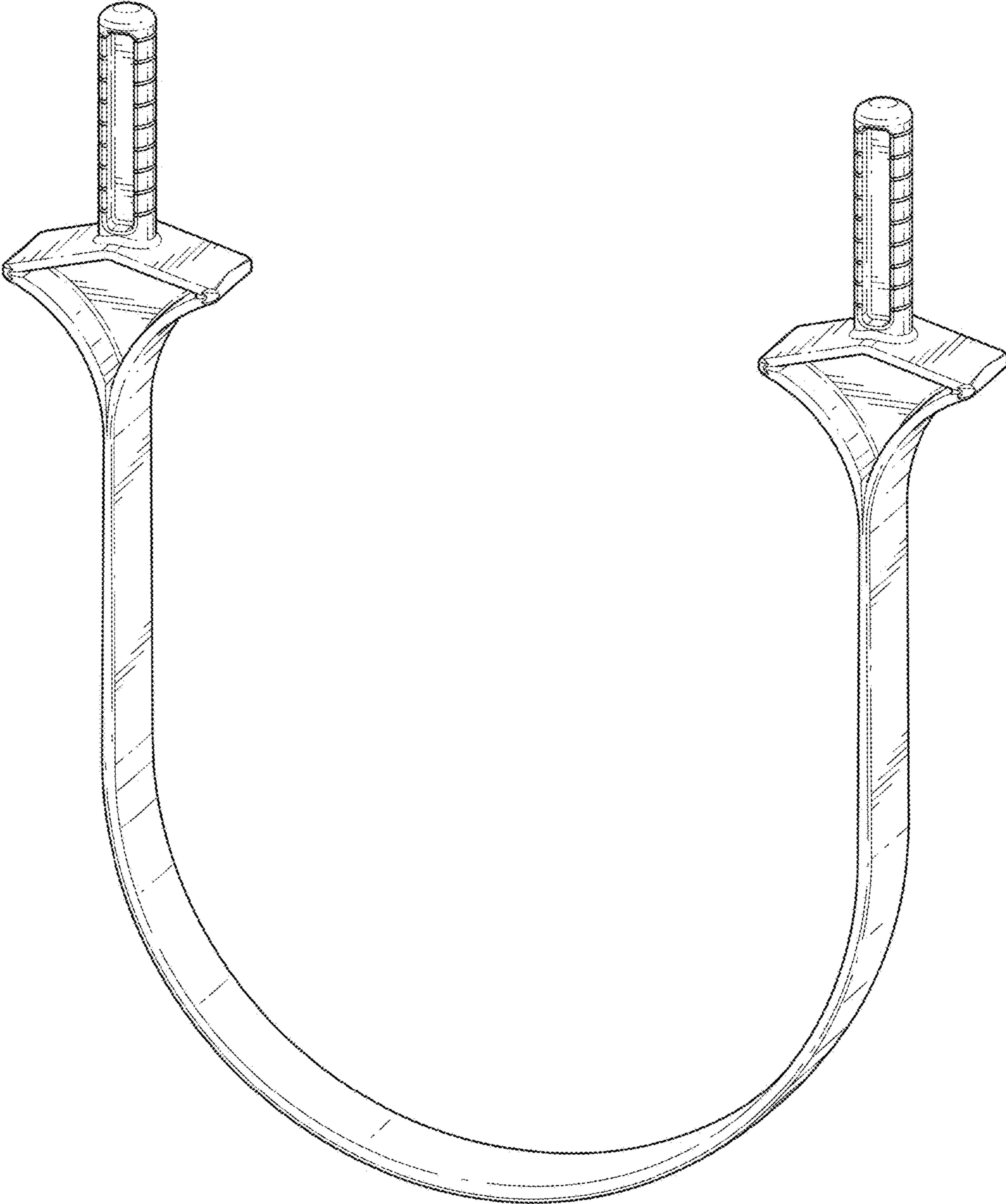


FIG. 1



FIG. 2



FIG. 3

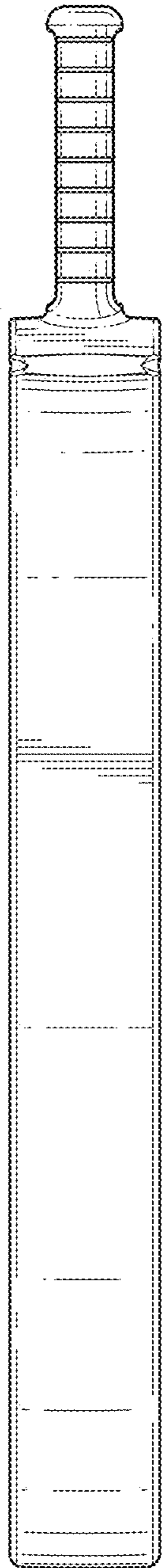


FIG. 4

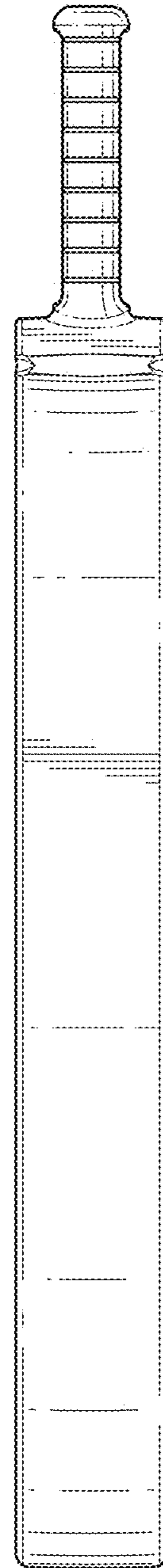


FIG. 5

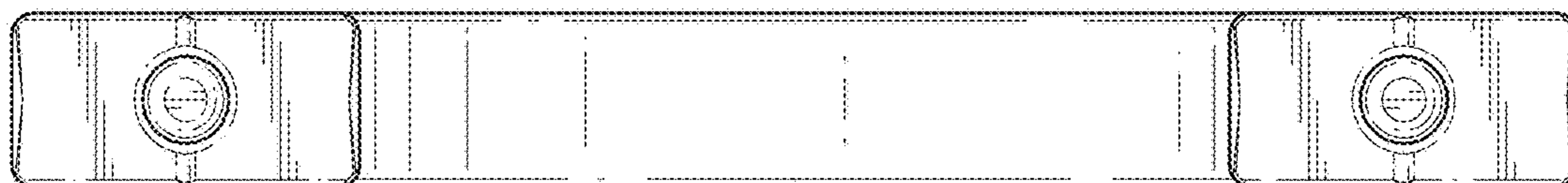


FIG. 6




FIG. 7