



US00D844076S

(12) **United States Design Patent**
Black

(10) **Patent No.:** **US D844,076 S**

(45) **Date of Patent:** **** Mar. 26, 2019**

- (54) **EXERCISE BAR WITH BALL ATTACHED**
- (71) Applicant: **Nichole Mary Black**, Scottsdale, AZ
(US)
- (72) Inventor: **Nichole Mary Black**, Scottsdale, AZ
(US)
- (**) Term: **15 Years**
- (21) Appl. No.: **29/594,285**
- (22) Filed: **Feb. 16, 2017**
- (51) **LOC (11) Cl.** **21-02**
- (52) **U.S. Cl.**
USPC **D21/679**
- (58) **Field of Classification Search**
USPC D21/679, 681, 684, 662, 791, 692, 725,
D21/400, 707, 712, 803; 482/110, 121,
482/148, 908, 92, 106, 50, 93, 122, 126,
482/128, 109, 132, 142, 107, 111, 95,
482/141; 446/486
CPC A63B 21/0724; A63B 21/4035; A63B
21/0728; A63B 23/12; A63B 21/0004;
A63B 21/072
See application file for complete search history.

(56) **References Cited**

U.S. PATENT DOCUMENTS

- 2,718,644 A * 9/1955 Barr A63B 35/06
441/56
- 2,941,219 A * 6/1960 Irving A63B 35/06
441/56
- 3,545,121 A * 12/1970 Misko A63B 23/12
446/486
- 4,302,194 A * 11/1981 Perales A63B 35/06
440/101
- 4,610,447 A * 9/1986 Byrd A45C 3/00
135/66
- 4,634,121 A 1/1987 Sasaki
- 4,664,373 A * 5/1987 Hait A63B 21/0603
482/109

- 5,114,371 A * 5/1992 Alonzo B63H 16/04
440/101
- 5,334,118 A 8/1994 Dantolan
- 6,190,292 B1 * 2/2001 Panes A63B 21/06
482/109
- D442,653 S * 5/2001 Panes D21/400
- D451,971 S * 12/2001 Mitchell D21/662
- D456,051 S * 4/2002 Mitchell D21/400
- 7,175,573 B1 * 2/2007 Huang A63B 21/0004
446/236
- 7,285,080 B1 10/2007 Chiu
- 7,563,210 B2 * 7/2009 Smith A63B 21/0004
482/110
- 7,708,671 B2 * 5/2010 Burkhardt A63B 21/026
482/106
- 7,993,250 B2 8/2011 Abbott
(Continued)

OTHER PUBLICATIONS

Moba by Moba dated Jul. 7, 2017. Found online [Mar. 26, 2018]
<https://mobafitness.com/product/moba/>.*

Primary Examiner — Ryan Harvey
(74) *Attorney, Agent, or Firm* — Quickpatents, LLC;
Kevin Prince

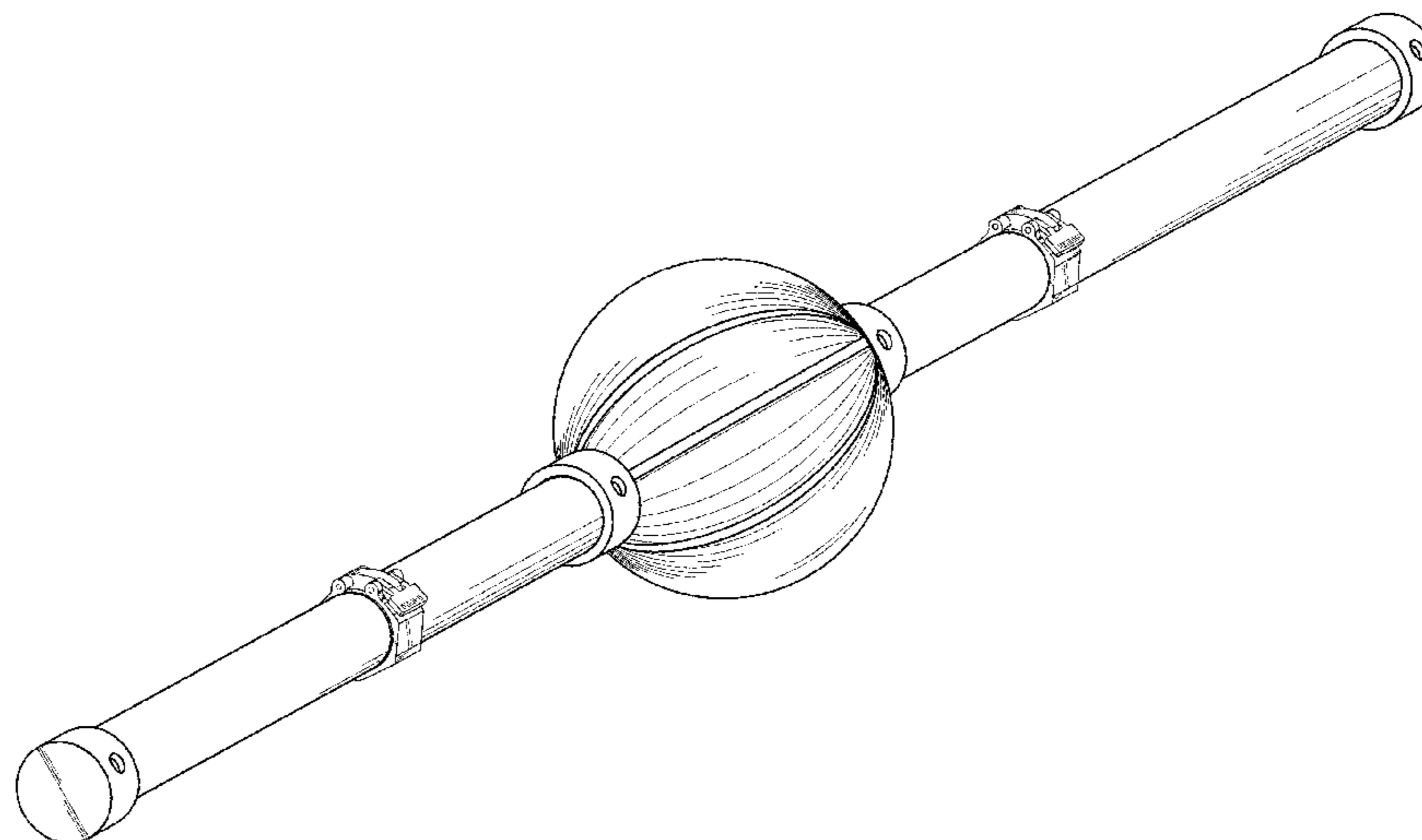
(57) **CLAIM**

I claim the ornamental design for an exercise bar with ball attached, as shown and described.

DESCRIPTION

FIG. 1 is a perspective view of an exercise bar with ball attached, showing my new design;
FIG. 2 is a front elevational view thereof;
FIG. 3 is a rear elevational view thereof;
FIG. 4 is a left-side elevational view thereof;
FIG. 5 is a right-side elevational view thereof;
FIG. 6 is a top plan view thereof; and,
FIG. 7 is a bottom plan view thereof.

1 Claim, 4 Drawing Sheets



(56)

References Cited

U.S. PATENT DOCUMENTS

8,550,965 B2 * 10/2013 Candela A63B 23/0211
482/132
D696,736 S * 12/2013 Preston D21/680
RE44,784 E * 3/2014 Huang D21/679
D731,009 S * 6/2015 Preston D21/681
9,694,230 B2 * 7/2017 Cooper A63B 21/0603
9,770,619 B1 * 9/2017 Bullock A63B 21/0603
2001/0001094 A1 * 5/2001 Panes A63B 21/06
482/93
2005/0101454 A1 * 5/2005 Dworzan A63B 21/22
482/110
2006/0211551 A1 * 9/2006 Mandell A63B 21/00043
482/121
2009/0093349 A1 * 4/2009 Cooper A63B 21/0004
482/106
2009/0247375 A1 * 10/2009 Smith A63B 21/0004
482/110
2011/0034275 A1 2/2011 Kim
2015/0321041 A1 11/2015 Stephan
2017/0266478 A1 * 9/2017 Black A63B 21/0724

* cited by examiner

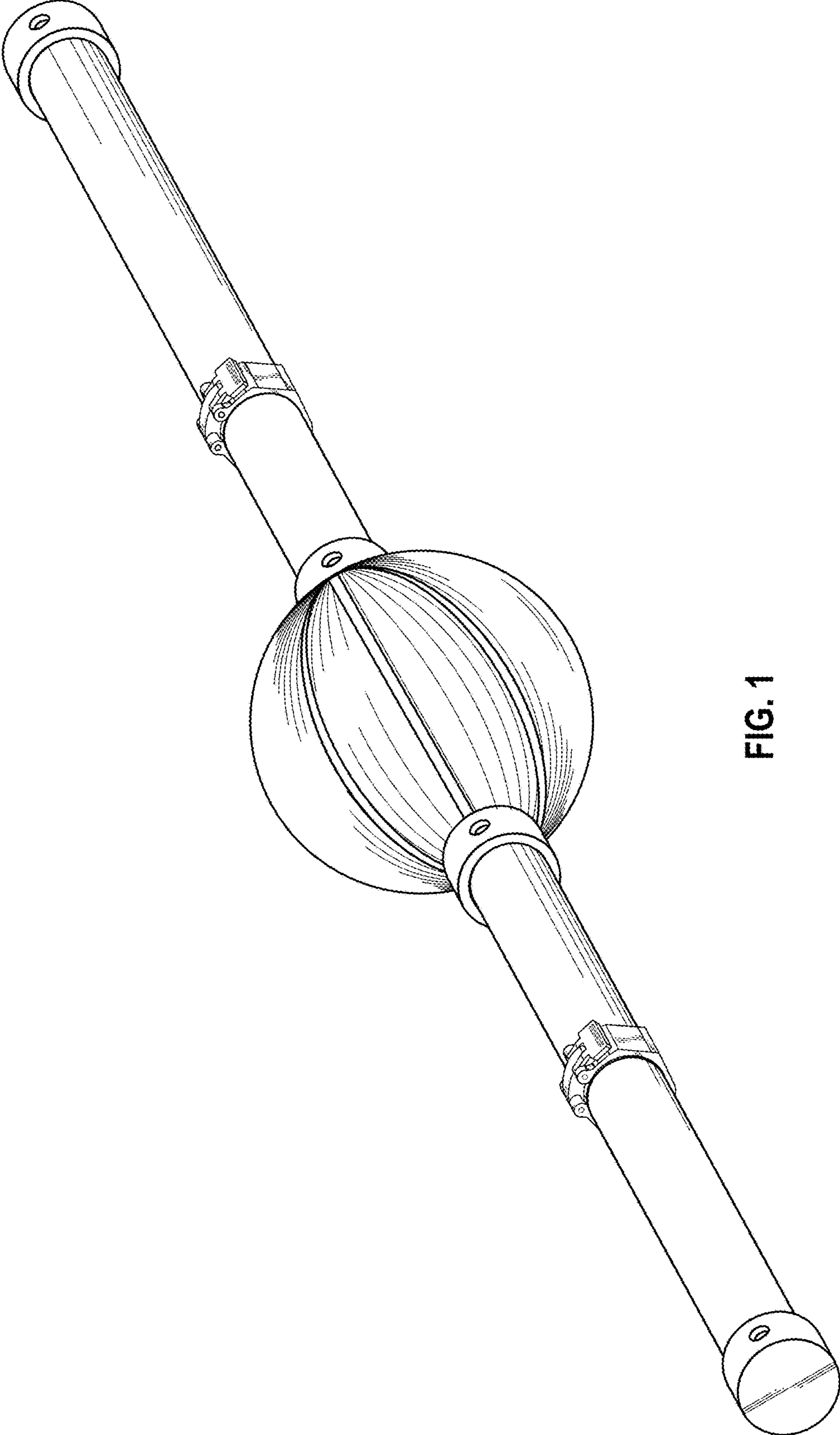


FIG. 1

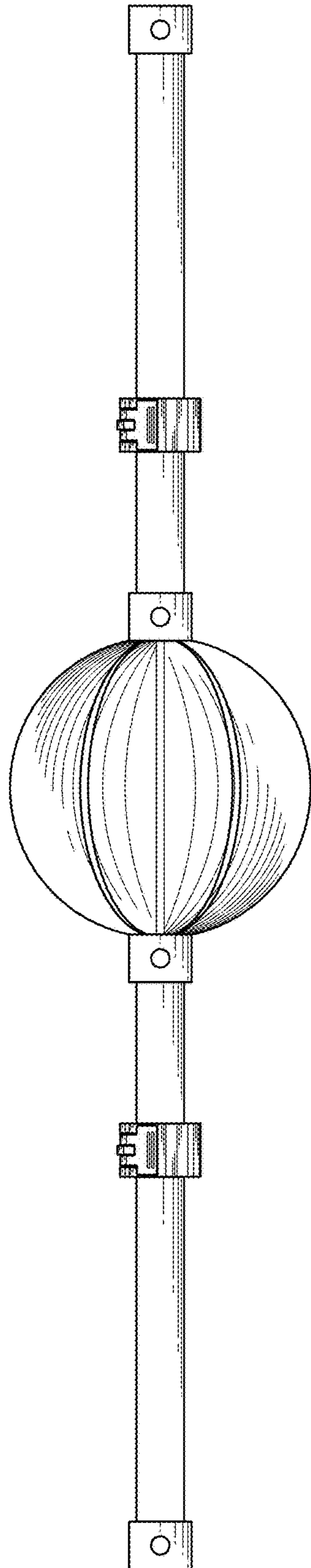


FIG. 2

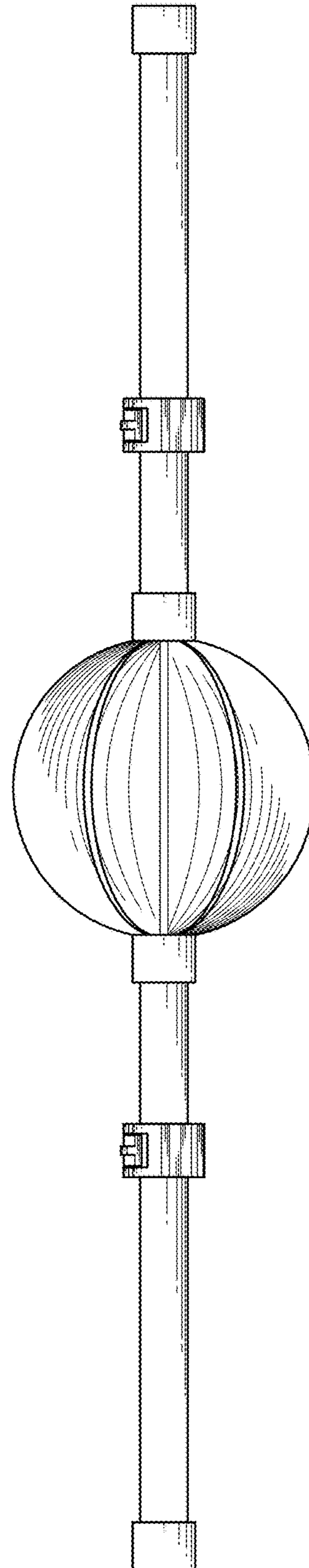


FIG. 3

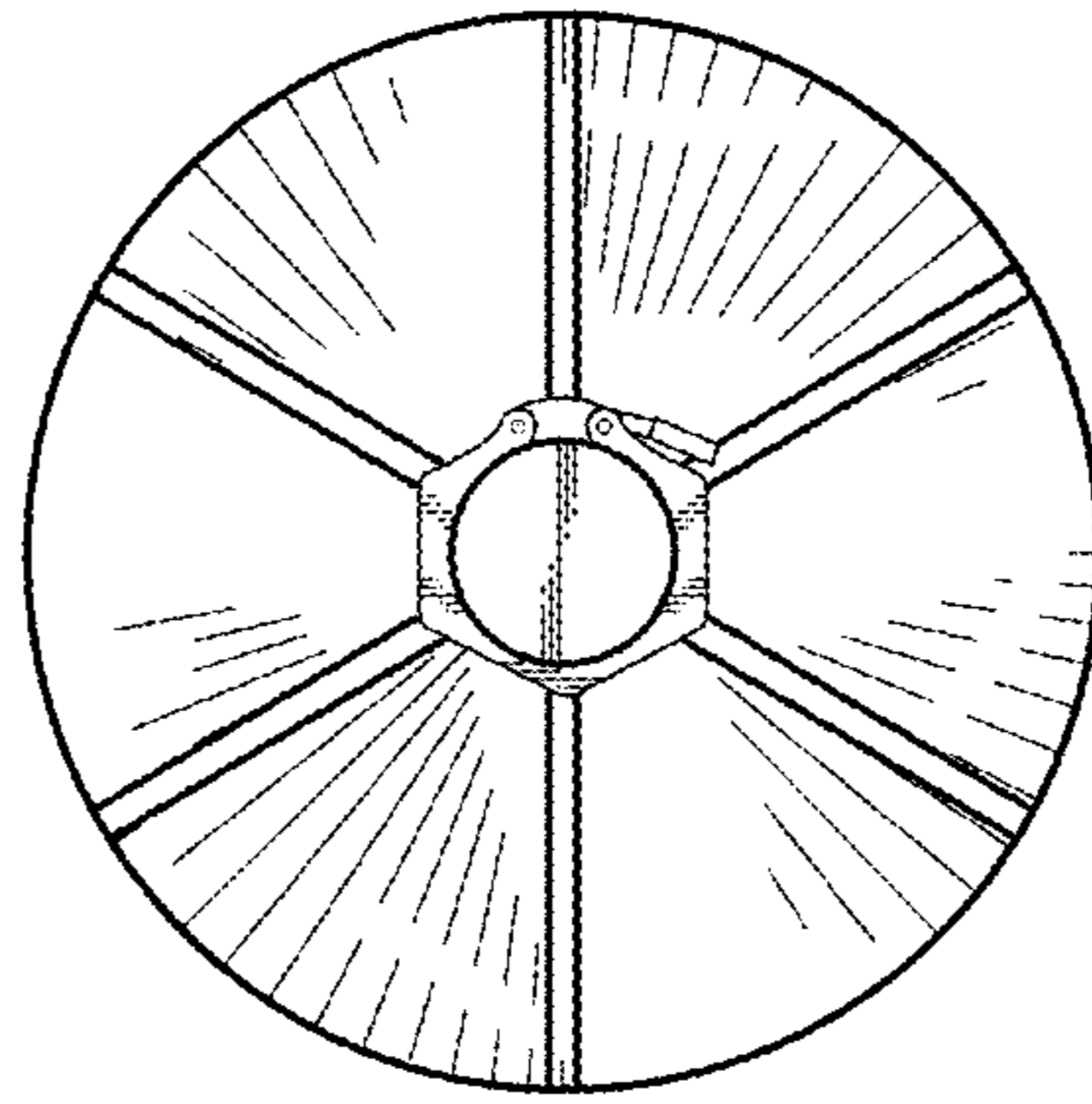


FIG. 4

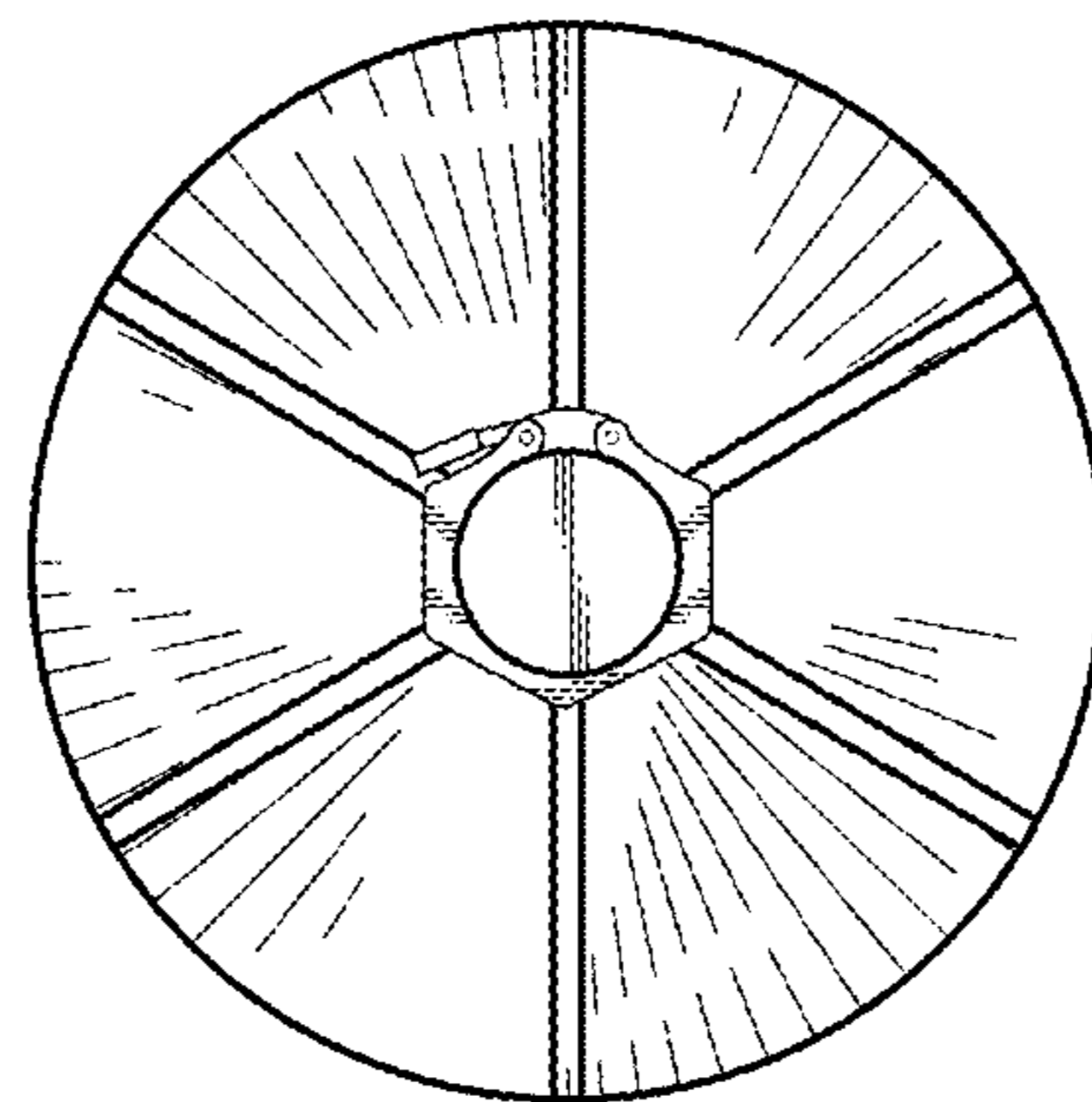


FIG. 5

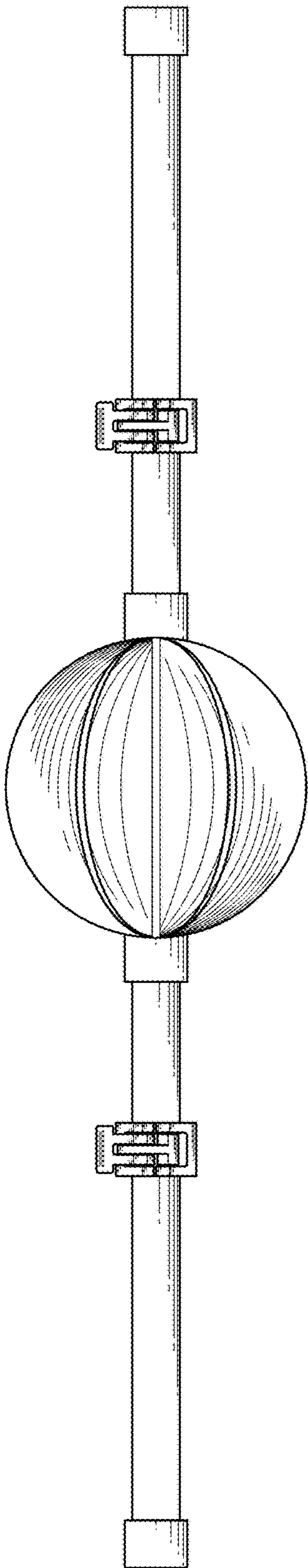


FIG. 6

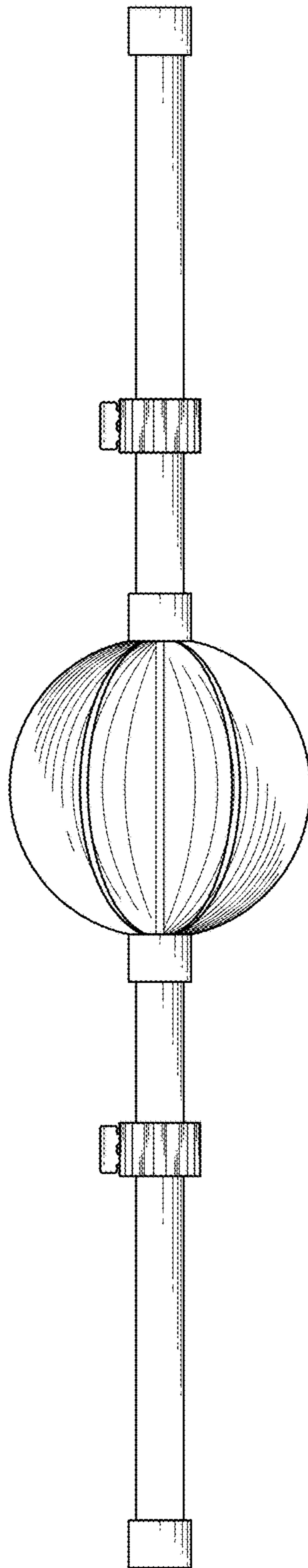


FIG. 7