



US00D844058S

(12) **United States Design Patent**
Cheng

(10) **Patent No.:** **US D844,058 S**

(45) **Date of Patent:** **** Mar. 26, 2019**

(54) **LABEL**

(71) Applicant: **DELTA ELECTRONICS, INC.**,
Taoyuan (TW)

(72) Inventor: **Yu-Ting Cheng**, Taoyuan (TW)

(73) Assignee: **DELTA ELECTRONICS, INC.**,
Taoyuan (TW)

(**) Term: **15 Years**

(21) Appl. No.: **29/597,920**

(22) Filed: **Mar. 21, 2017**

(51) **LOC (11) Cl.** **19-08**

(52) **U.S. Cl.**
USPC **D20/22; D20/27**

(58) **Field of Classification Search**
USPC D1/121; D3/214, 232, 318; D5/63;
D9/759, 760; D20/22-28, 40; D24/171,
D24/189, 190

CPC G09F 1/00; G09F 1/02; G09F 1/04; G09F
1/06; G09F 1/08; G09F 1/10; G09F 3/00;
G09F 3/02; G09F 2003/0201; G09F
2003/0202; G09F 2003/0208; G09F
2003/0264; G09F 2003/0266; G09F
2003/0267; G09F 2003/0269; G09F
2003/0276; G09F 2003/0277; G09F 7/00;
G09F 9/00; G09F 9/30; G09F 9/302;
G09F 19/00

See application file for complete search history.

(56) **References Cited**

U.S. PATENT DOCUMENTS

D281,081 S * 10/1985 Zwissler D14/488
D393,850 S * 4/1998 Norton D14/494
D395,877 S * 7/1998 Ryan D14/488

D396,225 S * 7/1998 Ryan D14/488
D405,774 S * 2/1999 Yui D14/488
D471,227 S * 3/2003 Gray D14/488
D677,326 S * 3/2013 Gleasman D18/27
D733,723 S * 7/2015 Brinda D14/486
D775,649 S * 1/2017 Anzures D14/486
D777,739 S * 1/2017 Qu D14/486
D807,433 S * 1/2018 Gee D20/22
D813,267 S * 3/2018 Alonso Ruiz D14/488

* cited by examiner

Primary Examiner — Mary Ann Calabrese

Assistant Examiner — Catherine Ho

(74) *Attorney, Agent, or Firm* — Kirton McConkie; Evan
R. Witt

(57) **CLAIM**

The ornamental design for a label, as shown and described.

DESCRIPTION

FIG. 1 is a front elevation view of a label, showing my new
design;

FIG. 2 is a front elevation view of FIG. 1 shown in an
environment of use;

FIG. 3 is a rear elevation view thereof;

FIG. 4 is a left elevation view thereof;

FIG. 5 is a right side elevation view thereof;

FIG. 6 is a top side elevation view thereof;

FIG. 7 is a bottom plan view thereof;


FIG. 8 is a front elevation view of an alternate configuration
of the label of FIG. 1; and,

FIG. 9 is a front elevation view of another alternate con-
figuration of the label of FIG. 1.

The dash-dot lines in the drawings represent the boundaries
of the claimed design and form no part thereof.

The broken line portion of the figure drawings is included to
show environment that forms no part of the claimed design.

1 Claim, 7 Drawing Sheets



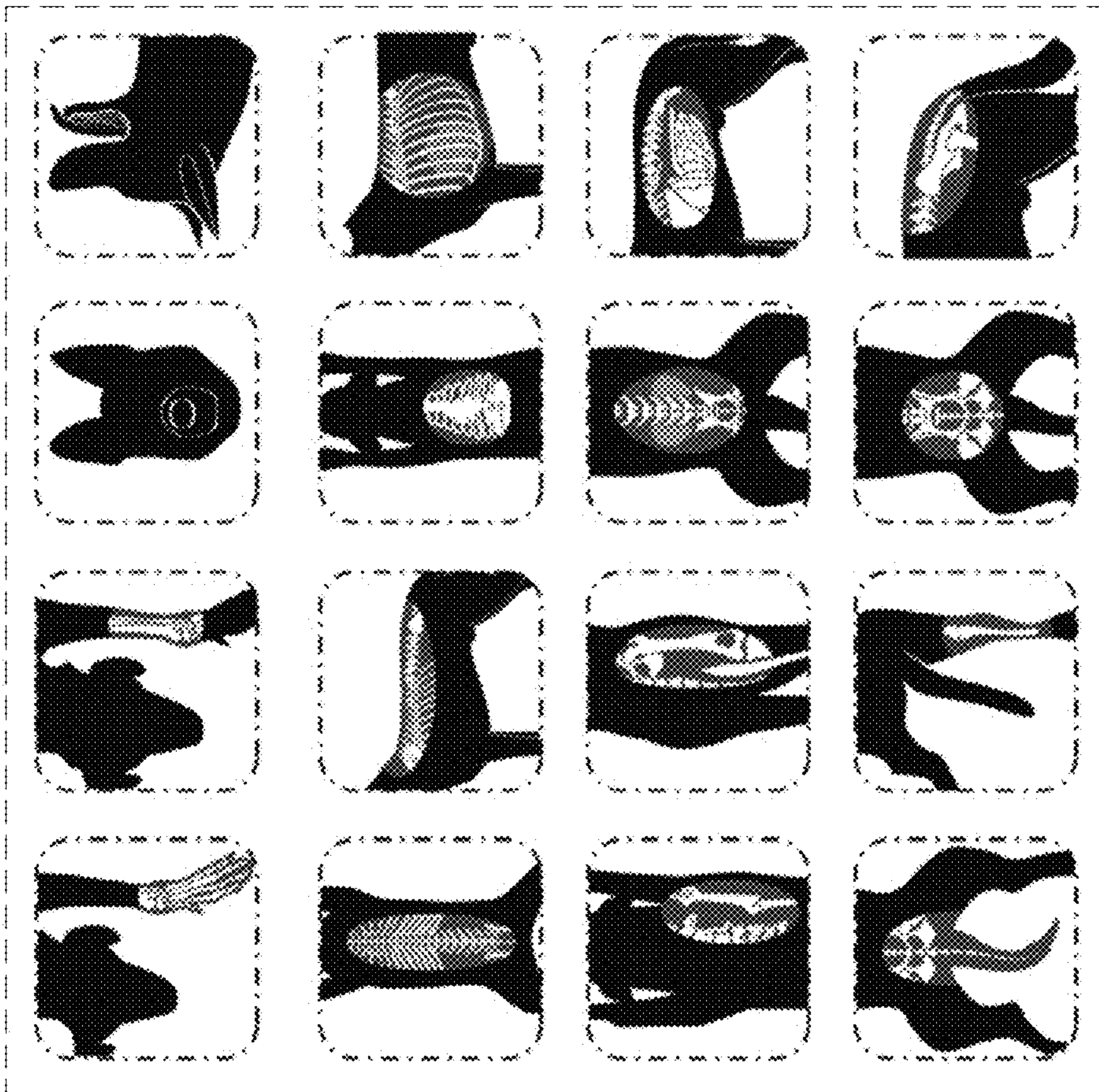


FIG. 1

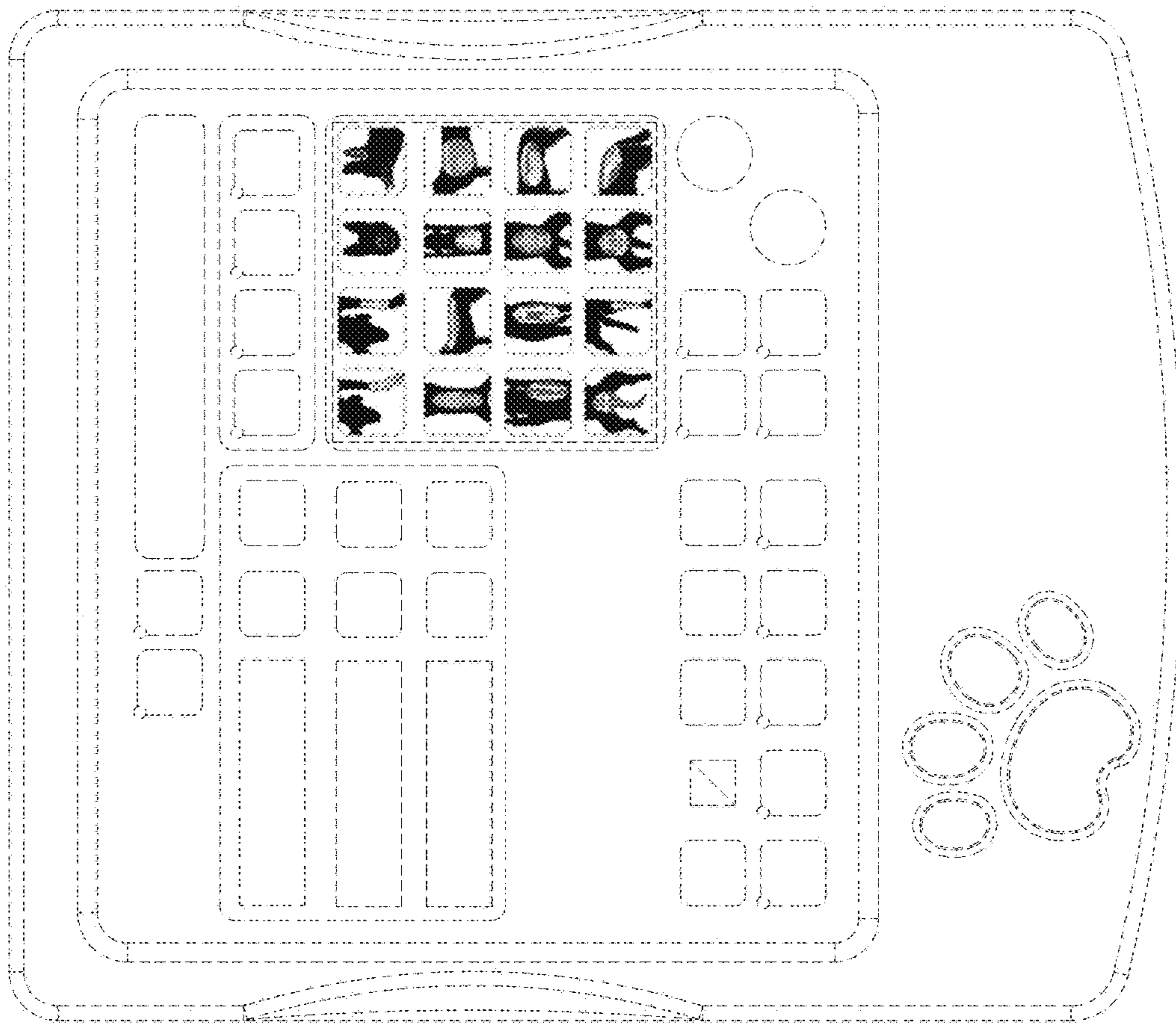


FIG. 2

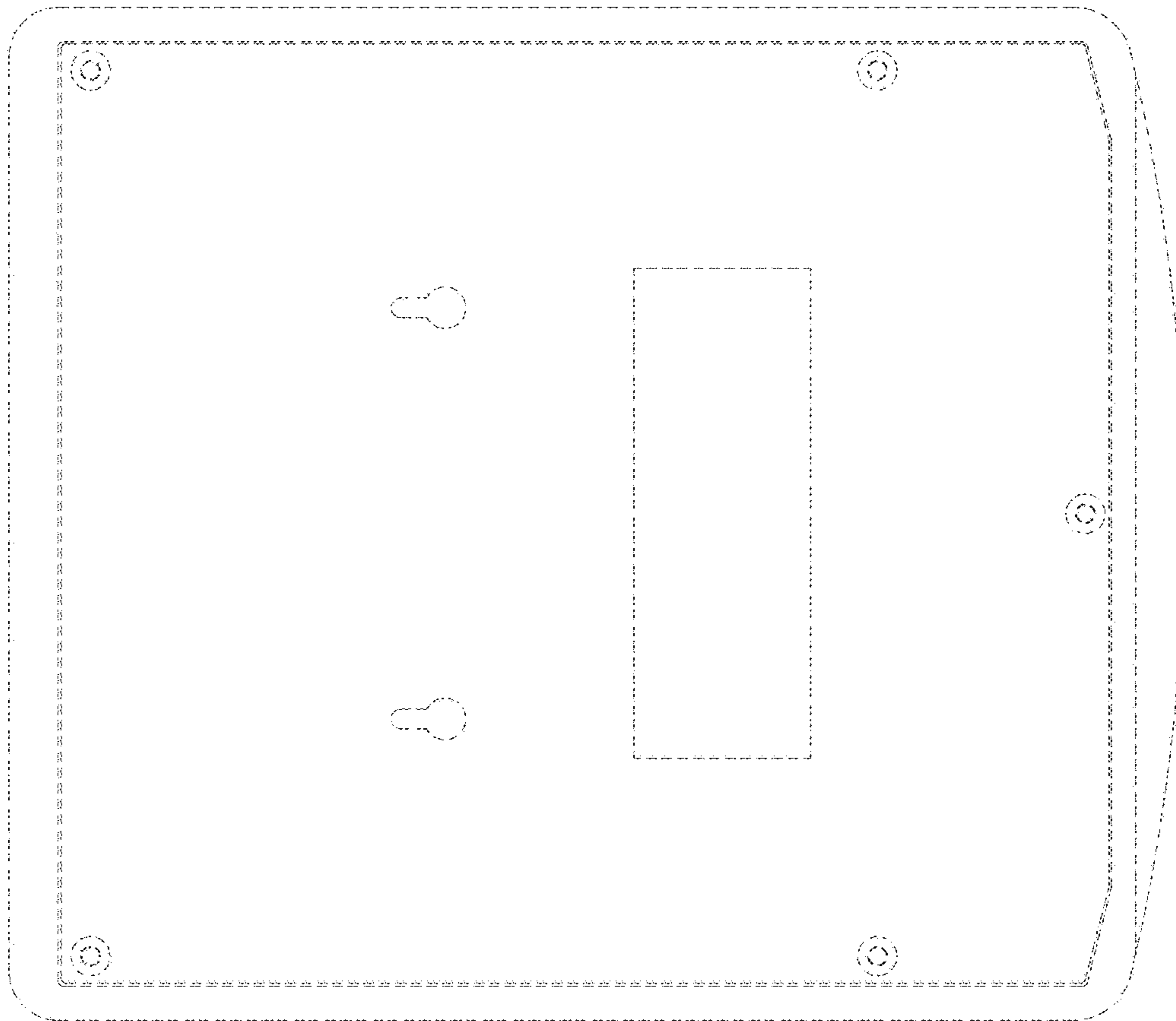


FIG. 3




FIG. 5




FIG. 4



FIG. 6

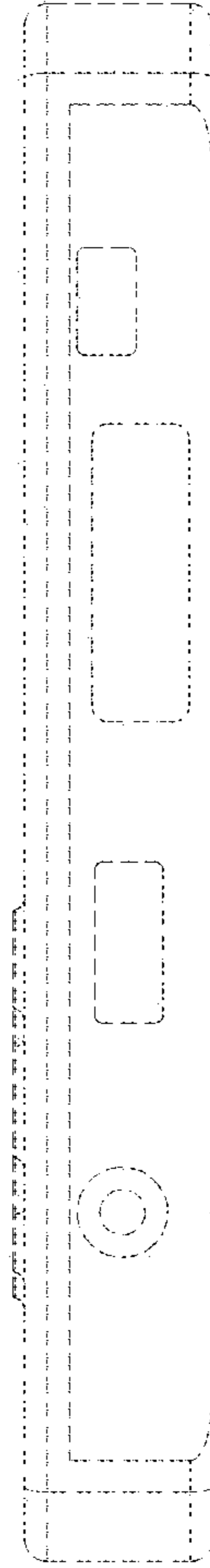


FIG. 7

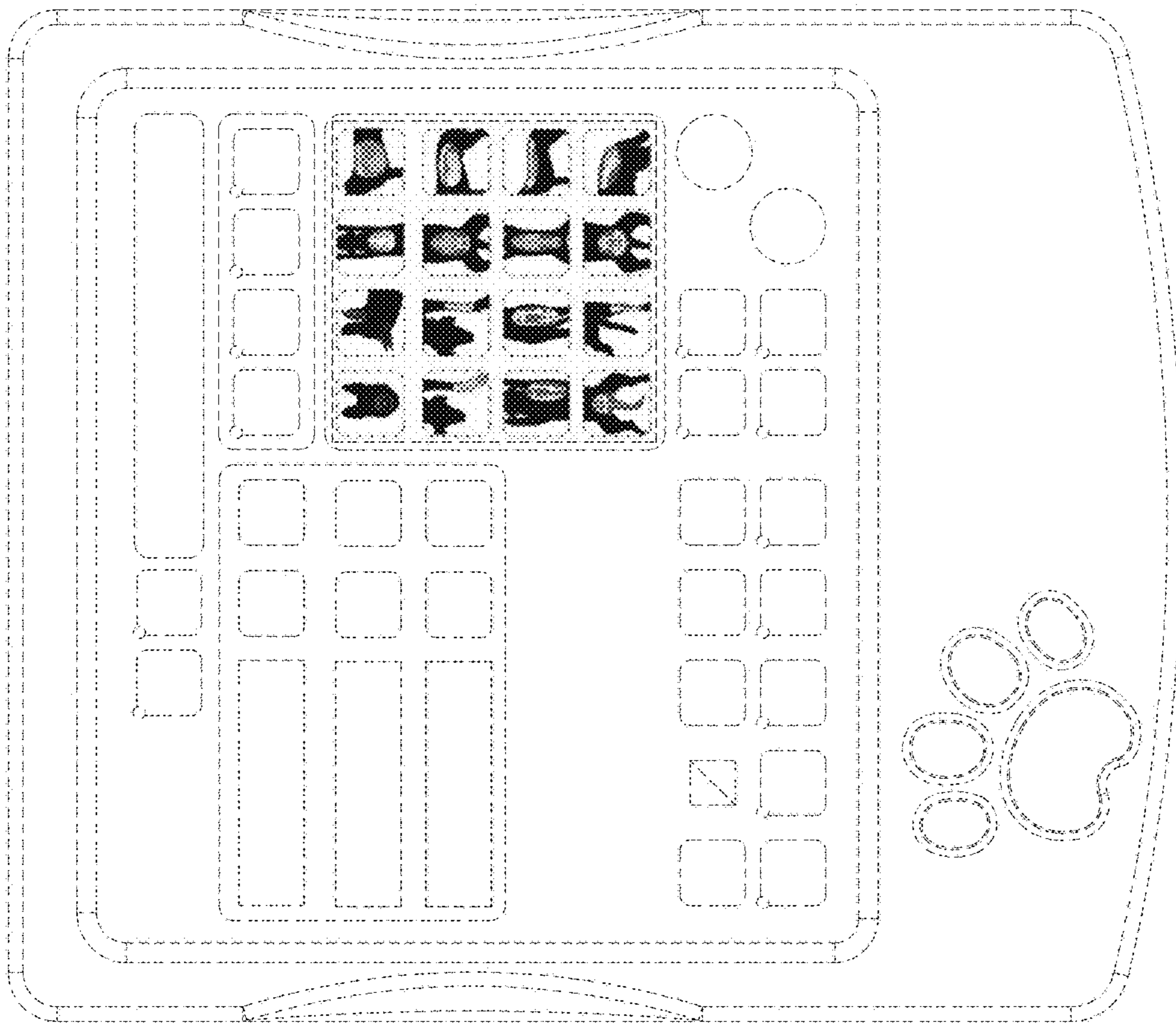


FIG. 8

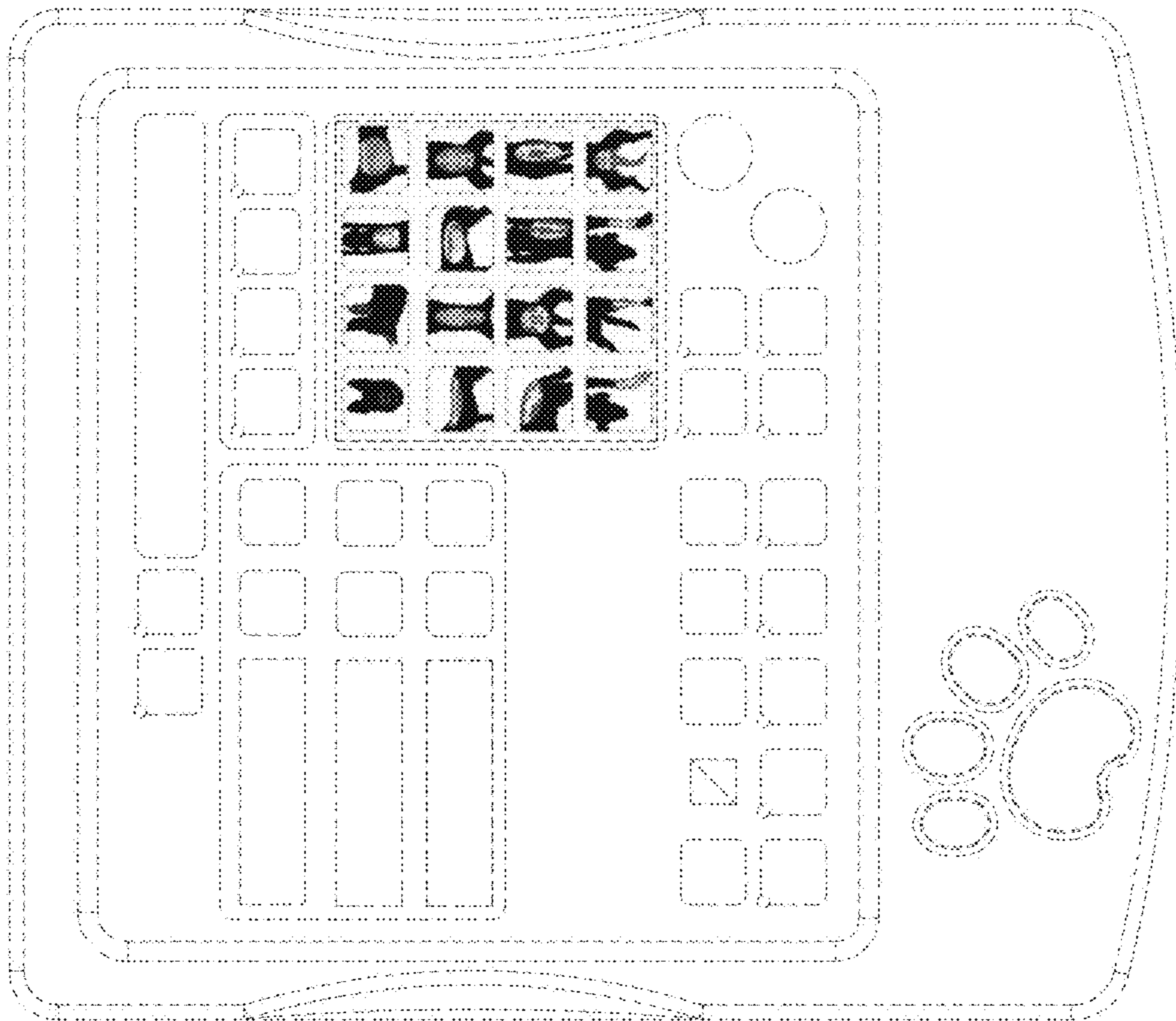


FIG. 9