



US00D844053S

(12) **United States Design Patent**
Bindra

(10) **Patent No.:** **US D844,053 S**

(45) **Date of Patent:** **** Mar. 26, 2019**

(54) **WRITING INSTRUMENT**

(71) Applicant: **Fibro Source U.S.A. Inc.**, San Diego, CA (US)

(72) Inventor: **Sarvjeet S. Bindra**, San Diego, CA (US)

(73) Assignee: **Fibro Source U.S.A. Inc.**, San Diego, CA (US)

(**) Term: **15 Years**

(21) Appl. No.: **29/591,839**

(22) Filed: **Jan. 24, 2017**

(51) **LOC (11) Cl.** **19-06**

(52) **U.S. Cl.**
USPC **D19/166; D19/912**

(58) **Field of Classification Search**
USPC D19/196, 187, 179, 177, 176, 175, 173, D19/169, 153, 117, 113, 164, 166, 912
CPC B43K 24/03; B43K 23/12; B43K 23/001; G09B 5/04; G06F 3/03545
See application file for complete search history.

(56) **References Cited**

U.S. PATENT DOCUMENTS

4,382,706 A	5/1983	Hashimoto et al.	
D330,389 S	* 10/1992	Katami	D19/195
D341,623 S	* 11/1993	Chuang	401/57
D345,759 S	* 4/1994	Poisson	D19/195
D357,276 S	* 4/1995	Bruhn	D19/168
D378,761 S	* 4/1997	Sekine	D19/165
D395,672 S	* 6/1998	Navarro	D19/159
D402,693 S	12/1998	Sunaga	
D408,057 S	4/1999	Izushima	
D410,030 S	5/1999	Sunaga	
D410,681 S	6/1999	Izushima	
D410,682 S	6/1999	Izushima	
D412,014 S	7/1999	Izushima	
D418,163 S	12/1999	Rosen	

D418,870 S	1/2000	Polidoro
D418,871 S	1/2000	Keda
D423,577 S	4/2000	Baudino et al.
6,203,225 B1	3/2001	Baudino et al.
D441,017 S	4/2001	Gault et al.
D444,499 S	7/2001	Nakazawa
D450,769 S	11/2001	Nishida
D453,790 S	2/2002	Tsuchikura
D457,917 S	5/2002	Traut et al.
D458,306 S	6/2002	Moon

(Continued)

OTHER PUBLICATIONS

Uni-ball—Power Tank RT; <http://www.uniball-na.com/main.taf?p=2,1,1>; 4 pages; Nov. 27, 2006.

Primary Examiner — Cynthia Ramirez

Assistant Examiner — Laura H Yu

(74) *Attorney, Agent, or Firm* — John F. Earley, III; Frank J. Bonini, Jr.; Harding, Early, Follmer & Frailey, P.C.

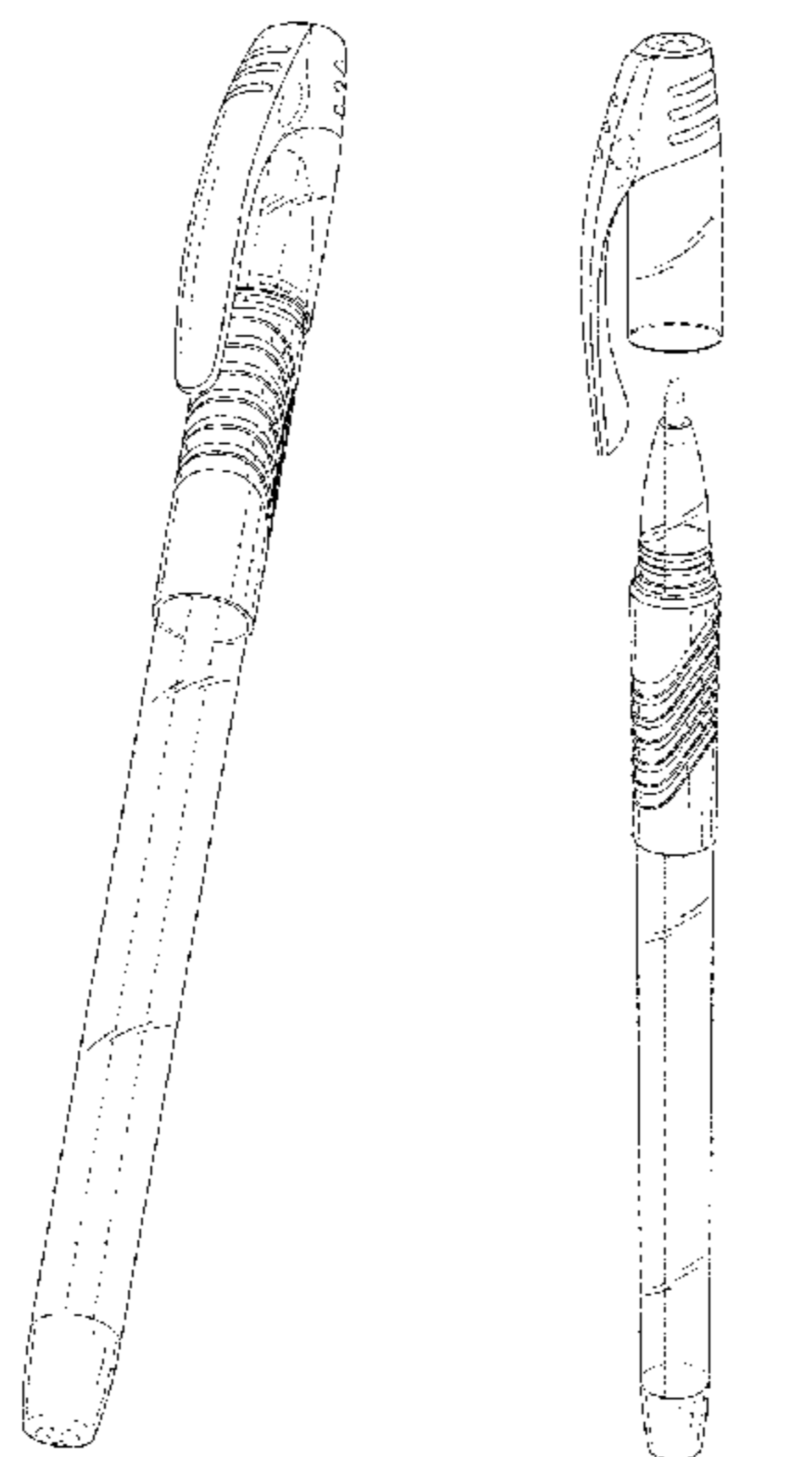
(57) **CLAIM**

The ornamental design for a writing instrument, as shown and described.

DESCRIPTION

FIG. 1 is a front, left perspective view of a writing instrument showing my new design;
FIG. 2 is a front elevational view thereof;
FIG. 3 is a rear elevational view thereof;
FIG. 4 is a right side elevational view thereof;
FIG. 5 is a left side elevational view thereof;
FIG. 6 is a top plan view thereof; and,
FIG. 7 is a bottom plan view thereof; and,
FIG. 8 is a left side perspective view of the writing instrument of FIG. 1, with the cap removed.
The broken lines in the figures are for the purpose of illustrating portions of the writing instrument that form no part of the claimed design.

1 Claim, 7 Drawing Sheets



(56)

References Cited

U.S. PATENT DOCUMENTS

D463,489 S	*	9/2002	Yoon	D19/167	D506,500 S	*	6/2005	Qiu	D19/166
D465,238 S		11/2002	Qiu			D506,501 S	*	6/2005	Qiu	D19/168
D472,574 S	*	4/2003	Andrews	D19/169	D506,504 S		6/2005	Nakazawa et al.		
D476,364 S		6/2003	Bain			D507,301 S		7/2005	Qiu		
D482,071 S		11/2003	Kennedy et al.			D508,717 S		8/2005	Arland		
D484,187 S		12/2003	Moon			D508,950 S		8/2005	Kiple et al.		
D492,349 S		6/2004	Qiu			D534,213 S		12/2006	Hageman et al.		
D492,350 S		6/2004	Morrow			D541,342 S	*	4/2007	Qiu	D19/166
D495,002 S		8/2004	Sung			D542,843 S		5/2007	Qiu		
D496,070 S	*	9/2004	Furlong	D19/195	D544,915 S		6/2007	Santa Maria et al.		
D496,688 S		9/2004	Nishida			D548,791 S		8/2007	Santa Maria et al.		
D497,643 S		10/2004	Nishida			D550,282 S		9/2007	Neuenschwanter et al.		
D498,791 S		11/2004	Morrow			D559,315 S		1/2008	Qiu et al.		
D499,142 S		11/2004	Morrow			D562,893 S	*	2/2008	Qiu	D19/169
D500,520 S		1/2005	Bain et al.			D573,184 S		7/2008	Vadenne		
D500,792 S		1/2005	Bain et al.			D590,879 S	*	4/2009	Yu	D19/168
D500,794 S		1/2005	Conklin et al.			D600,282 S		9/2009	Guoguang		
						D602,528 S	*	10/2009	Takanashi	D19/195
						D713,878 S		9/2014	Fleming		
						D797,192 S	*	9/2017	Casciotti	D19/199

* cited by examiner

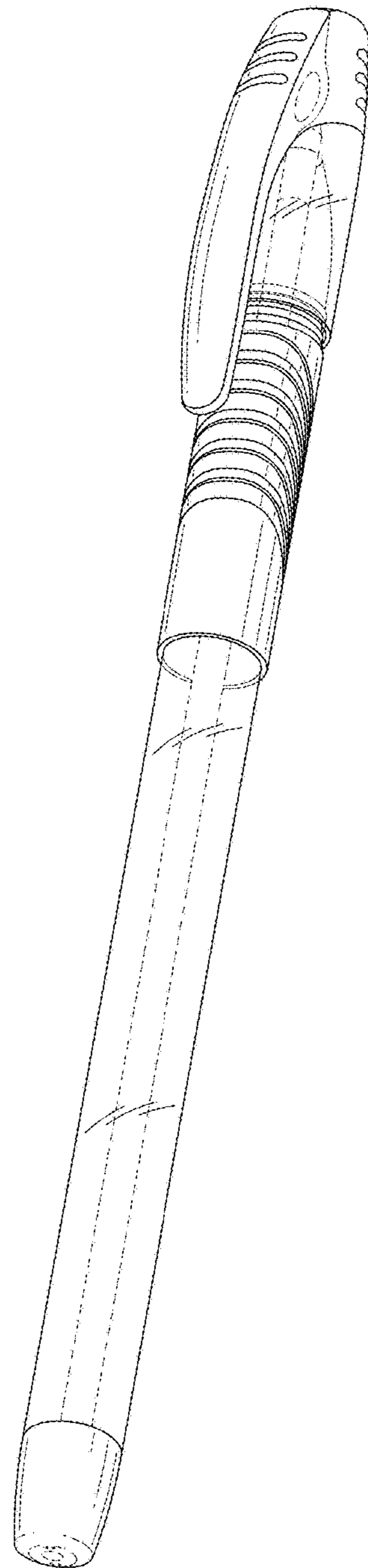


FIG. 1

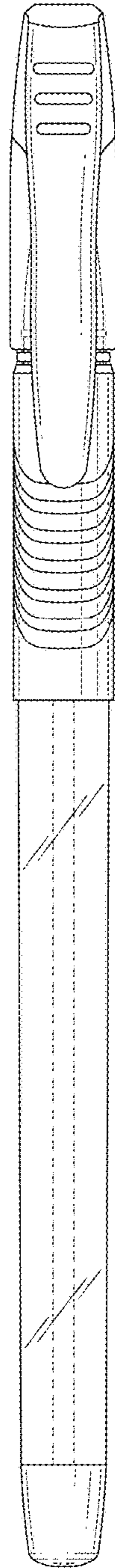


FIG. 2




FIG. 3

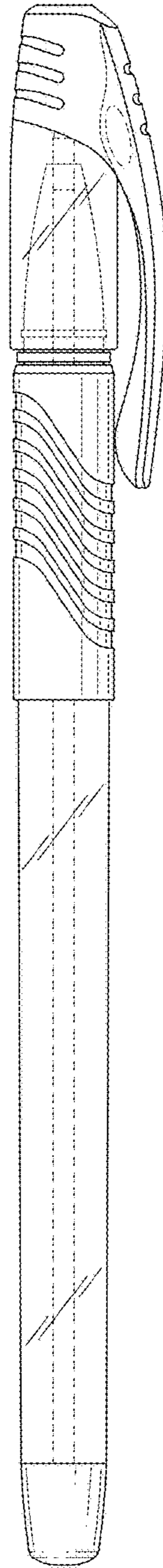


FIG. 4

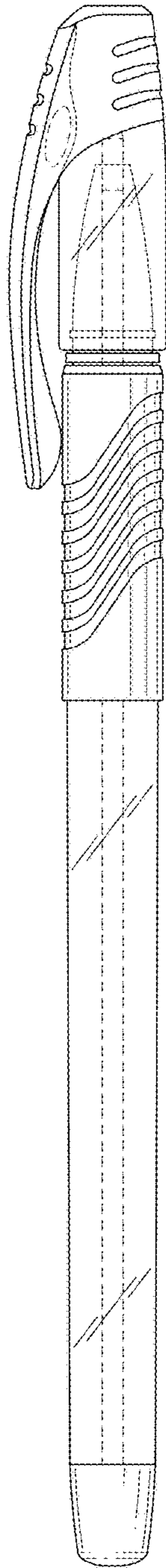


FIG. 5

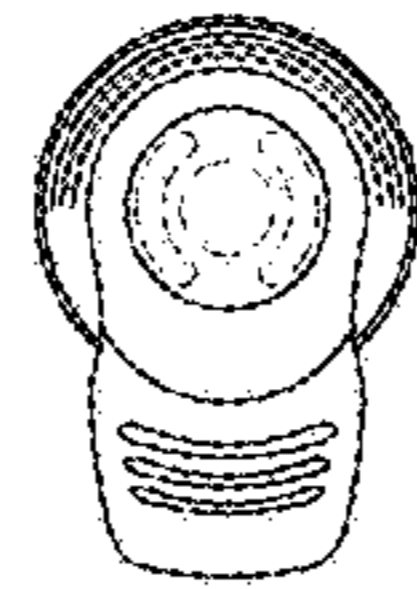


FIG. 6

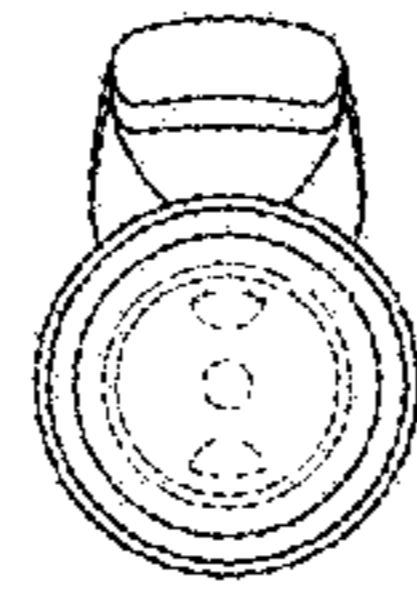


FIG. 7

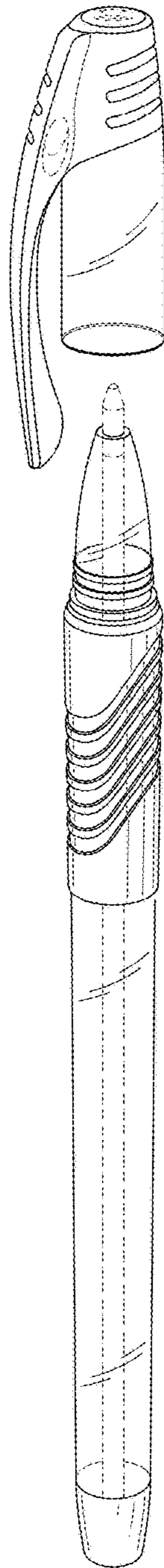


FIG.8