



US00D844011S

(12) **United States Design Patent**
Lin

(10) **Patent No.:** **US D844,011 S**
(45) **Date of Patent:** **** Mar. 26, 2019**

(54) **SCREEN PROTECTOR ASSEMBLY**

(71) Applicant: **Chia-Ching Lin**, Taipei (TW)

(72) Inventor: **Chia-Ching Lin**, Taipei (TW)

(**) Term: **15 Years**

(21) Appl. No.: **29/632,947**

(22) Filed: **Jan. 11, 2018**

(51) **LOC (11) Cl.** **14-02**

(52) **U.S. Cl.**
USPC **D14/440**

(58) **Field of Classification Search**

USPC D14/440; 206/45.23, 320, 45.2;
361/679.55; 294/25; 224/218

CPC ... G06F 1/1628; G06F 1/1626; A47B 23/044;
H04B 1/3888; H05K 5/0217

See application file for complete search history.

(56) **References Cited**

U.S. PATENT DOCUMENTS

8,044,942	B1 *	10/2011	Leonhard	G06F 1/1637 345/173
8,517,367	B1 *	8/2013	Napier	B32B 37/0046 269/289 R
D781,861	S *	3/2017	Lane	D14/432
D783,024	S *	4/2017	Conley	D14/432
D800,126	S *	10/2017	Wadsworth	D14/432
D800,127	S *	10/2017	Beaupre	D14/432
D800,128	S *	10/2017	Beaupre	D14/432
D800,129	S *	10/2017	Wadsworth	D14/432
D800,130	S *	10/2017	Beaupre	D14/432
D800,131	S *	10/2017	Wadsworth	D14/432
D802,594	S *	11/2017	Beaupre	D14/432
D811,404	S *	2/2018	Wadsworth	D14/432
D811,405	S *	2/2018	Wadsworth	D14/432
D811,407	S *	2/2018	Wadsworth	D14/432
D811,408	S *	2/2018	Wadsworth	D14/432
D812,062	S *	3/2018	MacDonald	D14/432

D812,063	S *	3/2018	Lane	D14/432
D836,115	S *	12/2018	Beaupre	D14/432
10,155,370	B2 *	12/2018	Wadsworth	B32B 38/1833
2004/0109096	A1 *	6/2004	Anderson	C09J 7/38 348/832
2010/0270189	A1 *	10/2010	Pedersen, II	G06F 1/1626 206/320
2015/0041069	A1 *	2/2015	Wadsworth	B29C 63/024 156/535

(Continued)

Primary Examiner — Cynthia R Underwood

(74) *Attorney, Agent, or Firm* — Li & Cai Intellectual Property (USA) Office


(57) **CLAIM**

The ornamental design for a “screen protector assembly”, as shown and described.

DESCRIPTION

FIG. 1 is a front perspective view of a screen protector assembly showing our new design;
 FIG. 2 is a front elevational view thereof;
 FIG. 3 is a rear elevational view thereof;
 FIG. 4 is a left elevational side view thereof;
 FIG. 5 is a right elevational side view thereof;
 FIG. 6 is a top plan view thereof;
 FIG. 7 is a bottom plan view thereof;
 FIG. 8 is a cross-sectional view taken along a cross-sectional line VIII-VIII of FIG. 2; and,
 FIG. 9 is an exploded perspective view of FIG. 1 showing that the screen protector assembly includes a soft screen film, a partition in shape-complementary with the soft screen film, and two releasing films respectively adhered to one side of the soft screen film and the partition and the other side of the soft screen film and the partition.
 The broken line showing of the environment is for illustrative purposes only and forms no part of the claimed design.

1 Claim, 7 Drawing Sheets



(56)

References Cited

U.S. PATENT DOCUMENTS

2015/0107767 A1* 4/2015 Wadsworth B29C 66/861
156/324
2015/0362736 A1* 12/2015 Kowasic G02B 27/027
359/478
2017/0001364 A1* 1/2017 MacDonald B32B 7/06

* cited by examiner

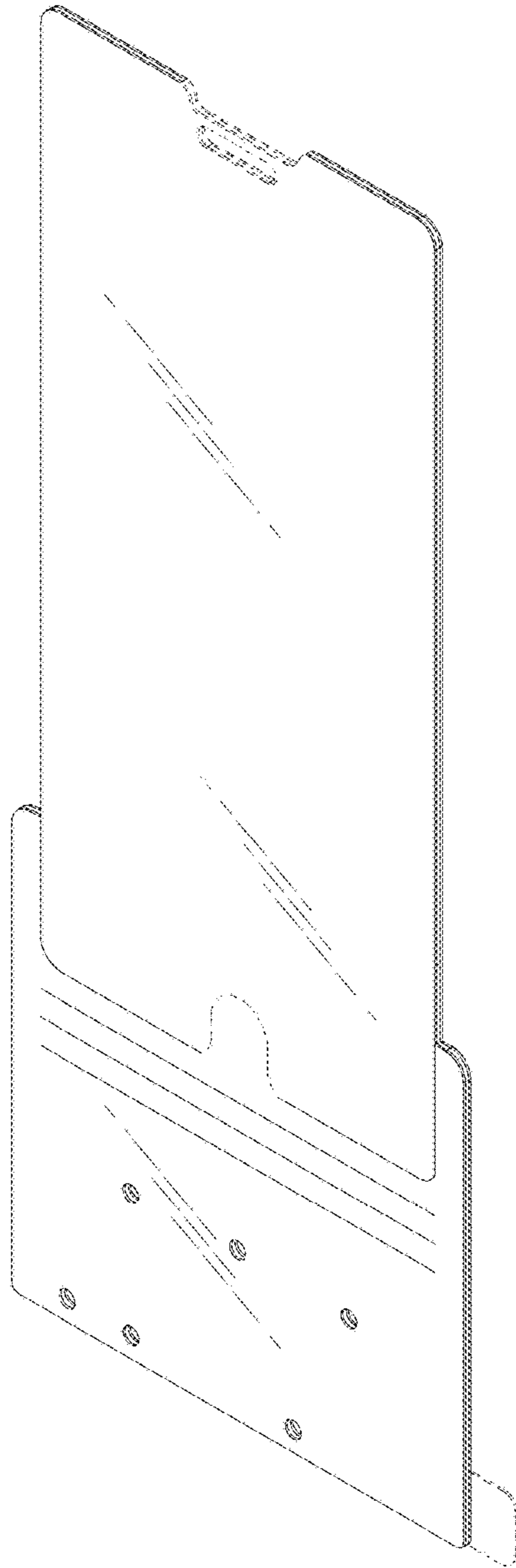


FIG. 1

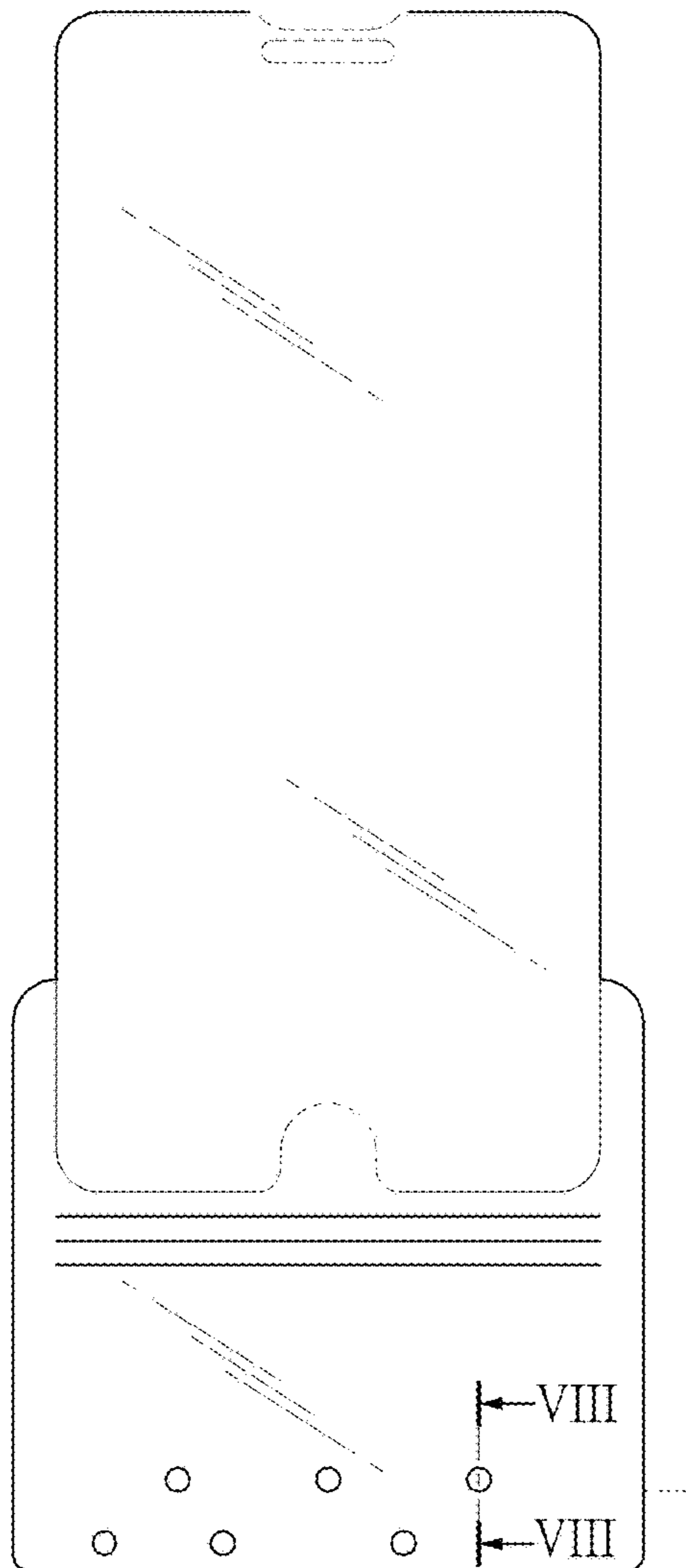


FIG. 2

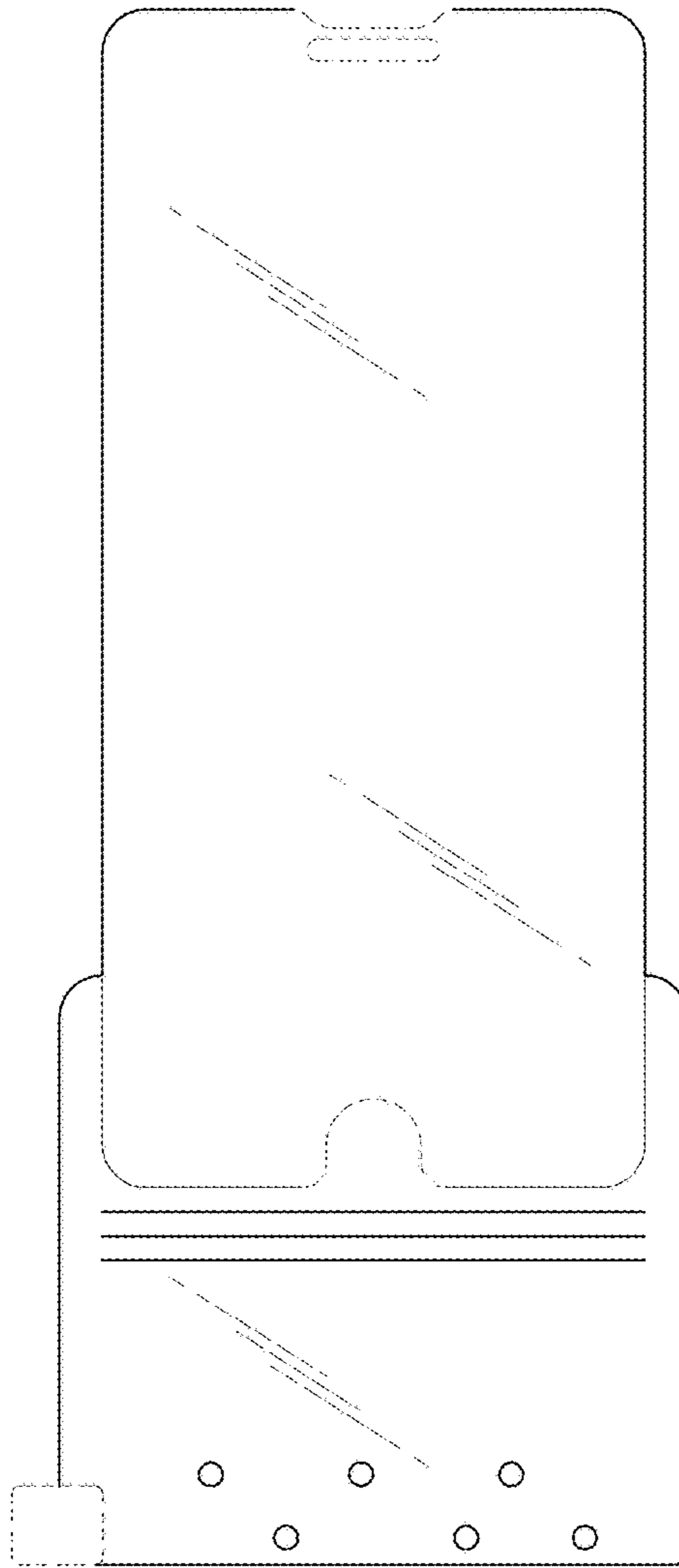


FIG. 3



FIG. 4



FIG. 5

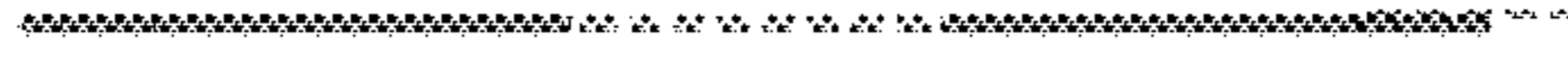


FIG. 6




FIG. 7




FIG. 8

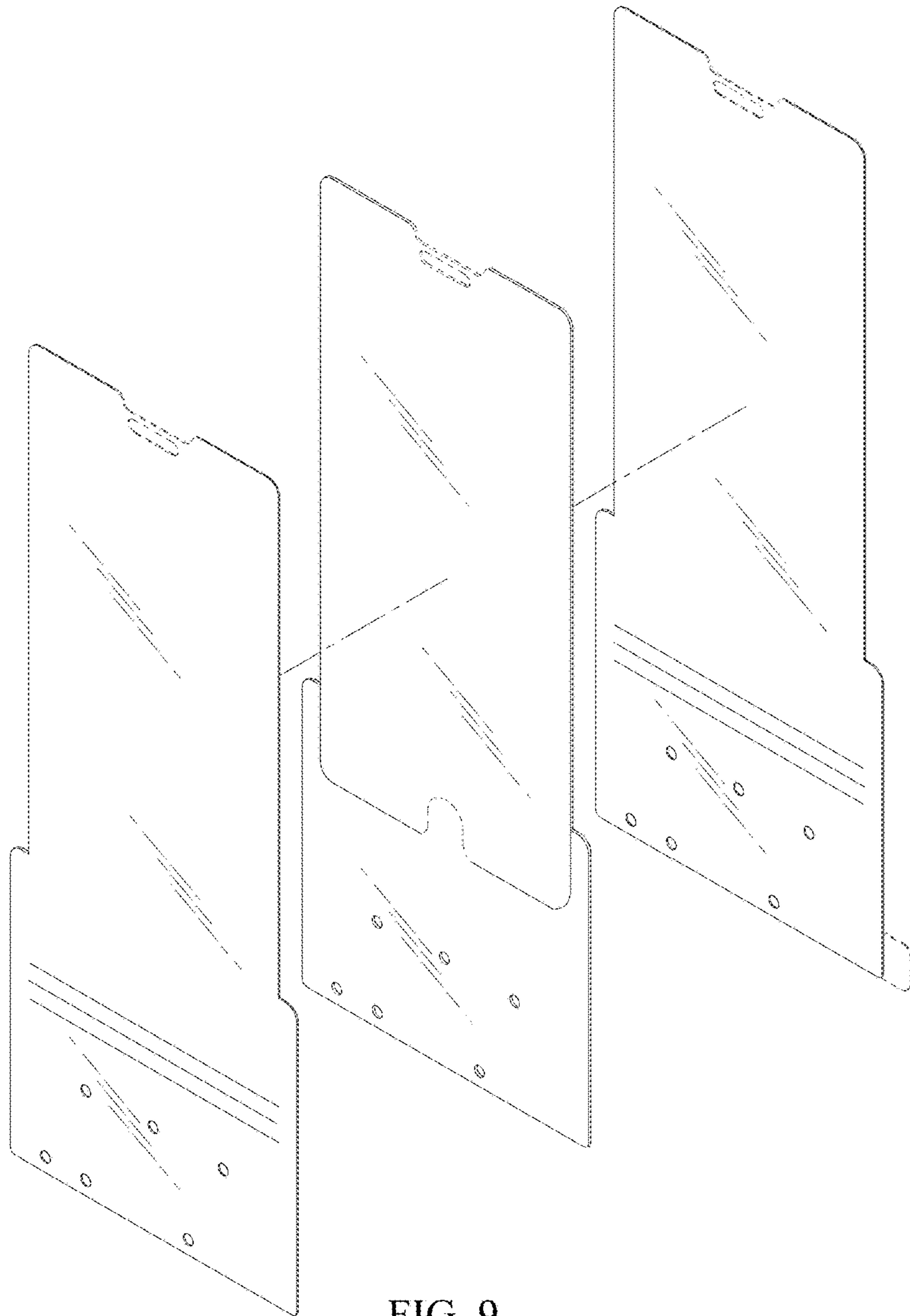


FIG. 9