



US00D843988S

(12) **United States Design Patent**
Belingheri

(10) **Patent No.:** **US D843,988 S**

(45) **Date of Patent:** **** Mar. 26, 2019**

(54) **MODULAR MIDI (MUSICAL INSTRUMENT DIGITAL INTERFACE CONTROLLER)**

(71) Applicant: **SPECIALWAVES S.R.L.**, Albano Sant'Alessandro (IT)

(72) Inventor: **Riccardo Belingheri**, Bergamo (IT)

(73) Assignee: **SPECIAL WAVES S.R.L.**, Albano Sant'Alessandro (IT)

(**) Term: **15 Years**

(21) Appl. No.: **35/503,669**

(22) Filed: **Jul. 21, 2017**

(80) **Hague Agreement Data**

Int. Filing Date: **Jul. 21, 2017**

Int. Reg. No.: **DM/097518**

Int. Reg. Date: **Jul. 21, 2017**

Int. Reg. Pub. Date: **Sep. 15, 2017**

(30) **Foreign Application Priority Data**

Jan. 25, 2017 (IT) 402017000008052

(51) **LOC (11) Cl.** **14-01**

(52) **U.S. Cl.**
USPC **D14/238.1**; D14/217

(58) **Field of Classification Search**
USPC D14/217, 238.1
CPC ... G10C 3/00; G10C 3/12; G10C 1/00; G10C 1/02; G10C 1/04; G10H 2220/221; G10H 1/18; G10H 1/34; G10H 1/0008; G10H 1/0025; G10H 1/0066; G10H 1/32; G10H 1/46; G10H 3/186; G10H 2210/125; G10H 2240/131; G10H 2240/175; G06F 1/1626; G06F 1/1688; H04H 60/04

See application file for complete search history.

(56) **References Cited**

U.S. PATENT DOCUMENTS

D501,462 S *	2/2005	Takahashi	D14/217
D668,636 S *	10/2012	Iijima	D14/217
D677,247 S *	3/2013	Iijima	D14/217
D720,724 S *	1/2015	Olswang	D14/217
D744,983 S *	12/2015	Rogers	D14/217
D767,537 S *	9/2016	Matsubayashi	D14/217
D769,226 S *	10/2016	Ito	D14/217
D771,594 S *	11/2016	Hong	D14/217
D771,595 S *	11/2016	Medas	D14/217

(Continued)

Primary Examiner — Michael A. Pratt

(74) *Attorney, Agent, or Firm* — Thomas|Horstemeyer, LLP

(57) **CLAIM**

The ornamental design for a modular MIDI (musical instrument digital interface) controller, as shown and described.

DESCRIPTION

1.1 is a perspective view of a modular MIDI (musical instrument digital interface) controller, showing my new design;

1.2 is a top view thereof;

1.3 is a side view thereof;

1.4 is a side view thereof, from a different side than view **1.3**;

2.1 is a perspective view of another variant of the modular MIDI (musical instrument digital interface) controller of view **1.1**;

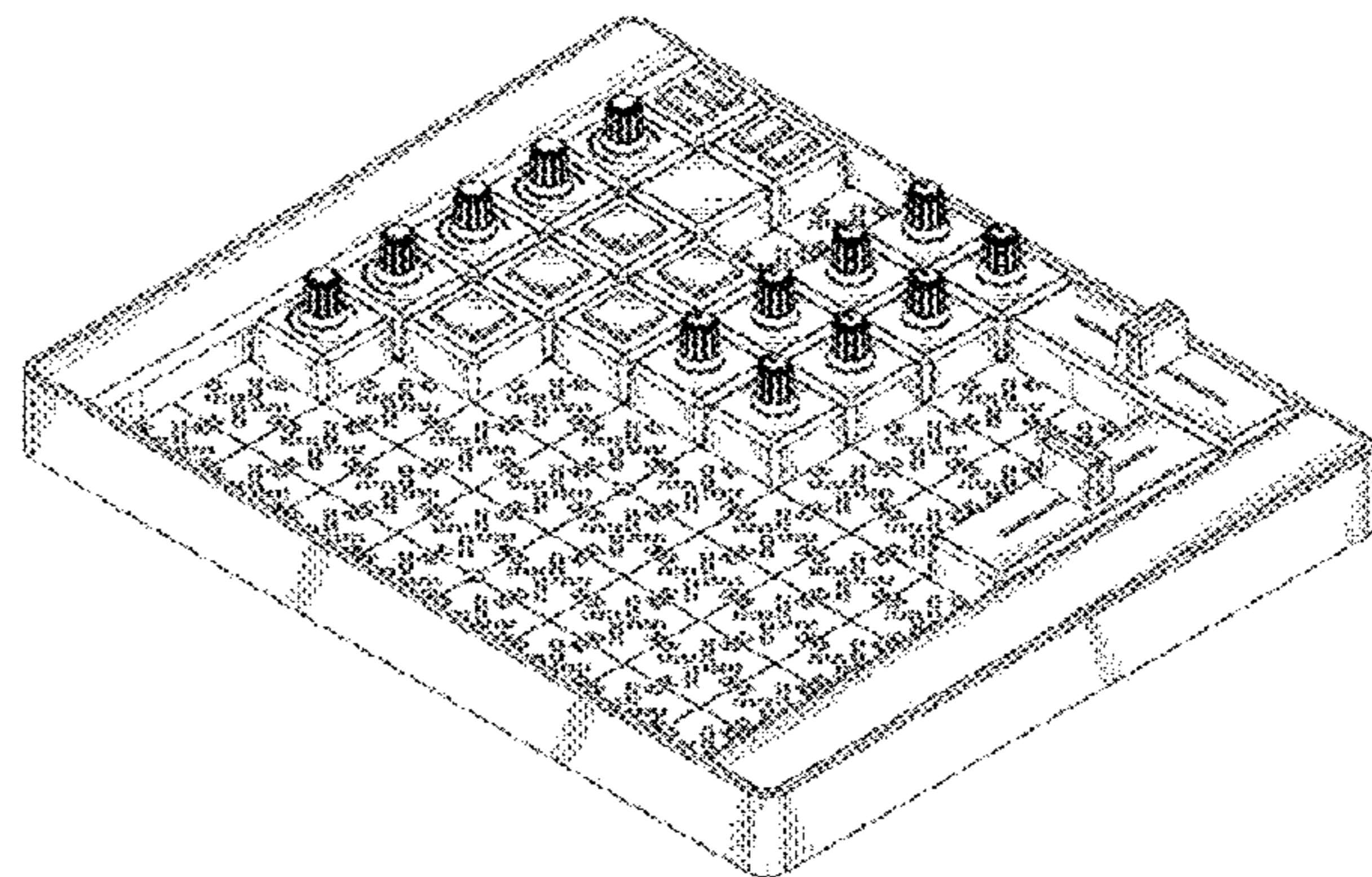
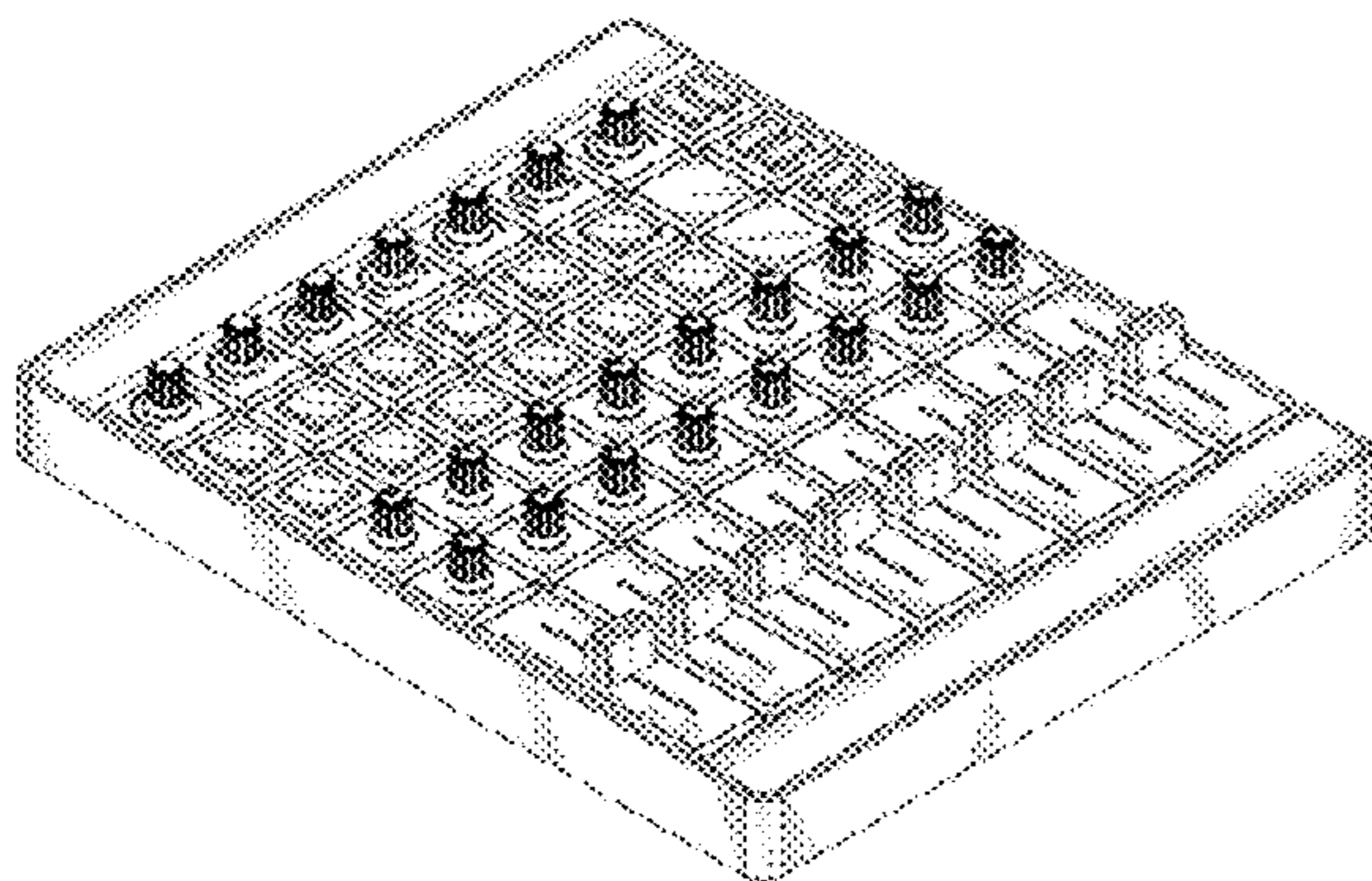
2.2 is a top view of the variant of view **2.1**;

2.3 is a side view of the variant of view **2.1**;

2.4 is a side view of the variant of view **2.1**, from a different side than view **2.3**; and

4.0 is a top view of another variant of the modular MIDI (musical instrument digital interface) controller of view **1.1**.

(Continued)



The broken lines are shown for the purpose of illustrating portions of the modular MIDI (musical instrument digital interface) controller that forms no part of the claimed design.

1 Claim, 9 Drawing Sheets

(56)

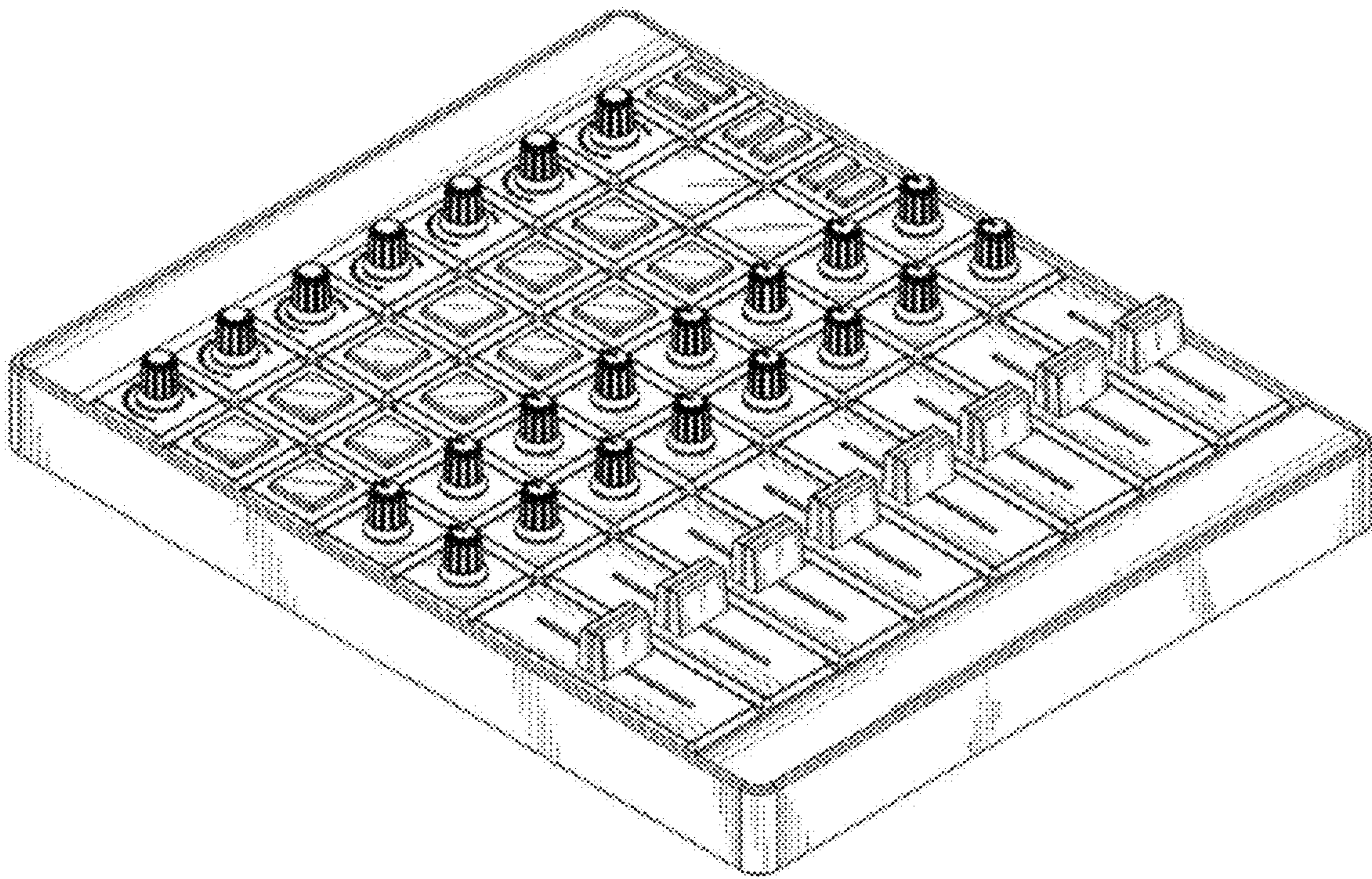
References Cited

U.S. PATENT DOCUMENTS

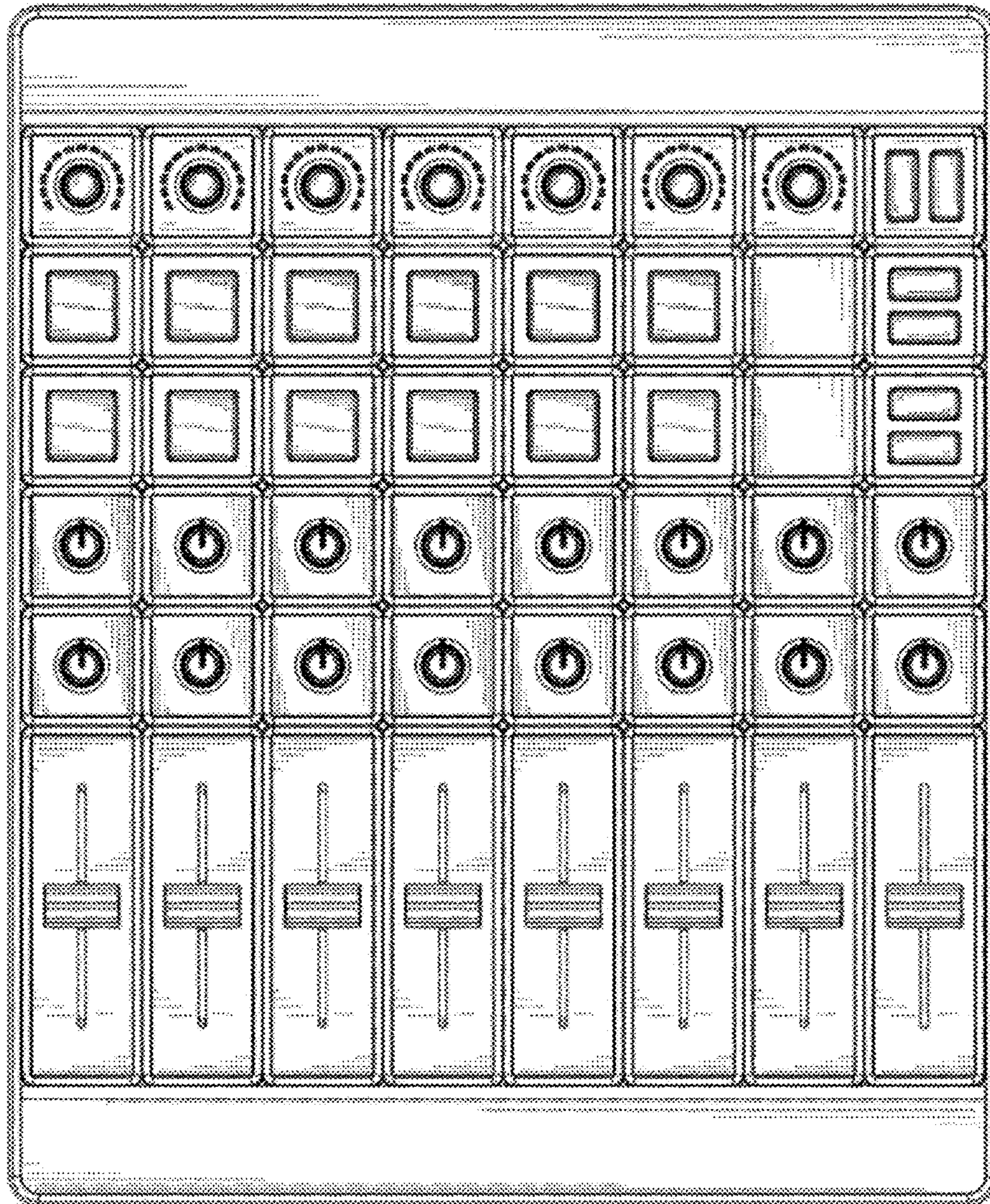
D776,088 S *	1/2017	Karpowicz	D14/217
D795,840 S *	8/2017	Kuramoto	D14/217
D806,058 S *	12/2017	Kimura	D14/217
D807,329 S *	1/2018	Kim	D14/217
D810,051 S *	2/2018	Matsubayashi	D14/217
D813,842 S *	3/2018	Kimura	D14/217
D815,064 S *	4/2018	Garncarz	D14/217
D818,456 S *	5/2018	Ludovici	D14/217

* cited by examiner

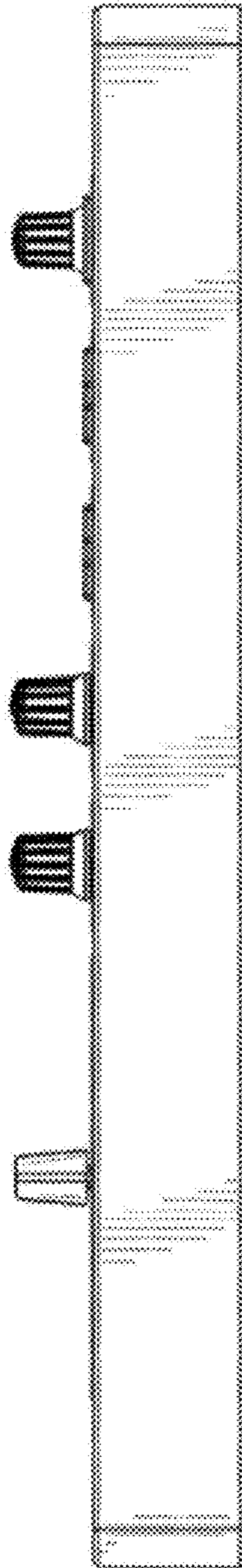
1.1



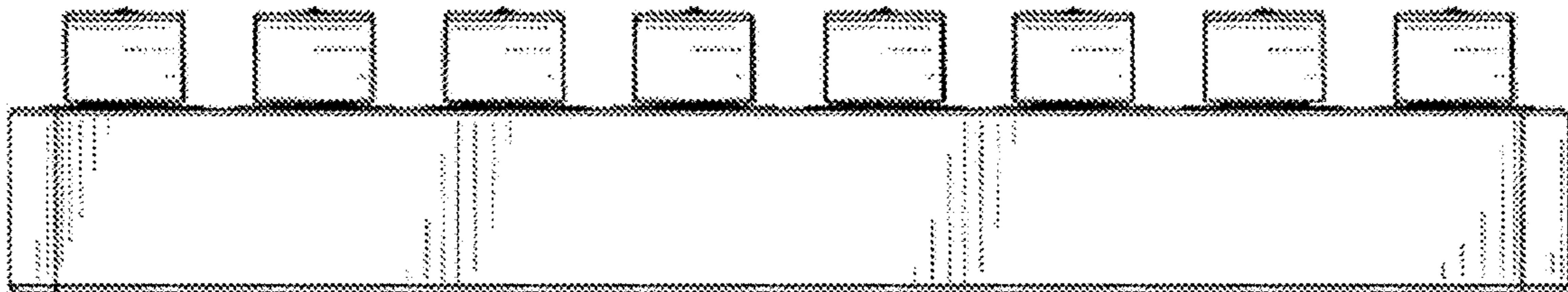
1.2



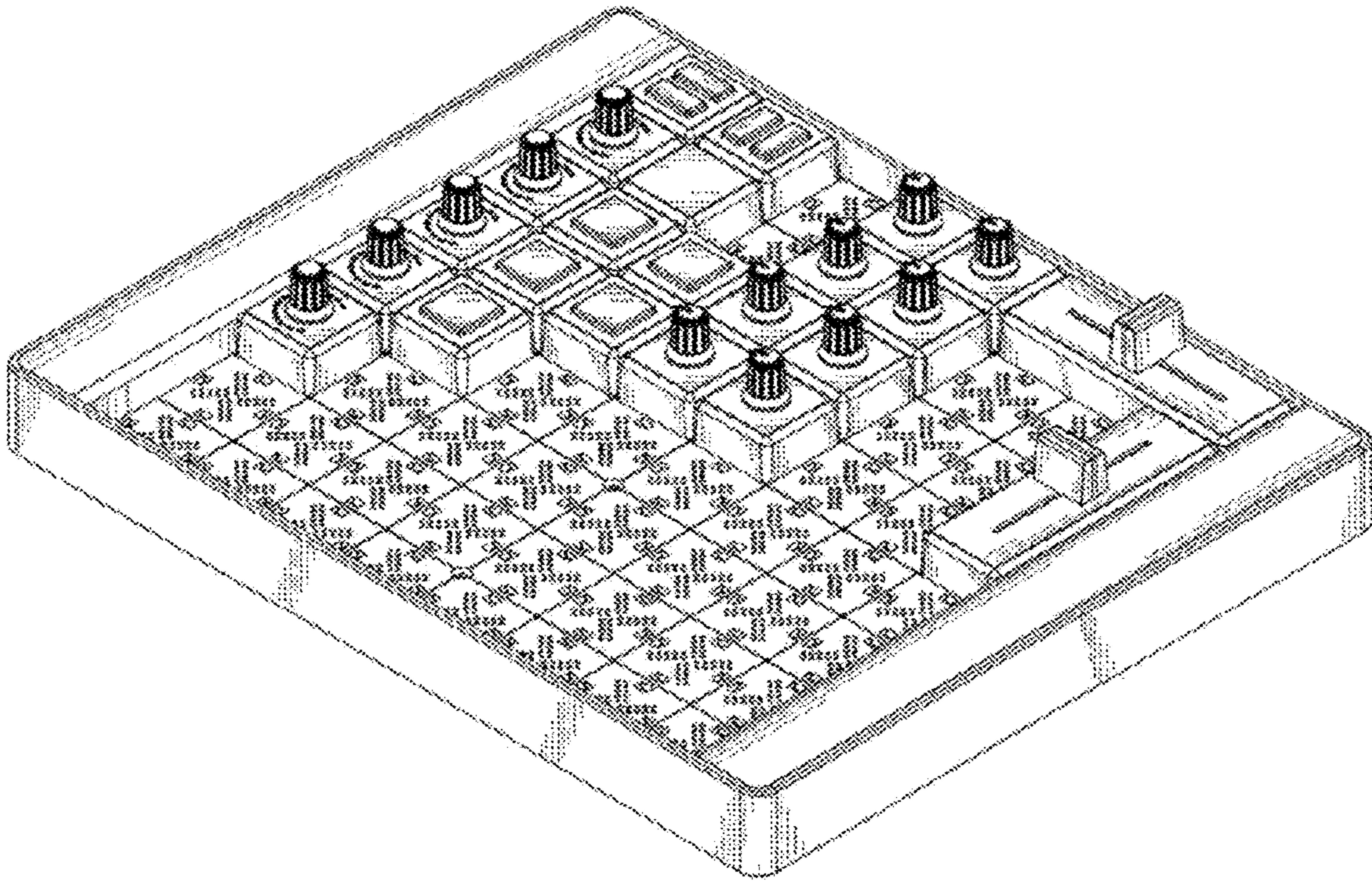
1.3



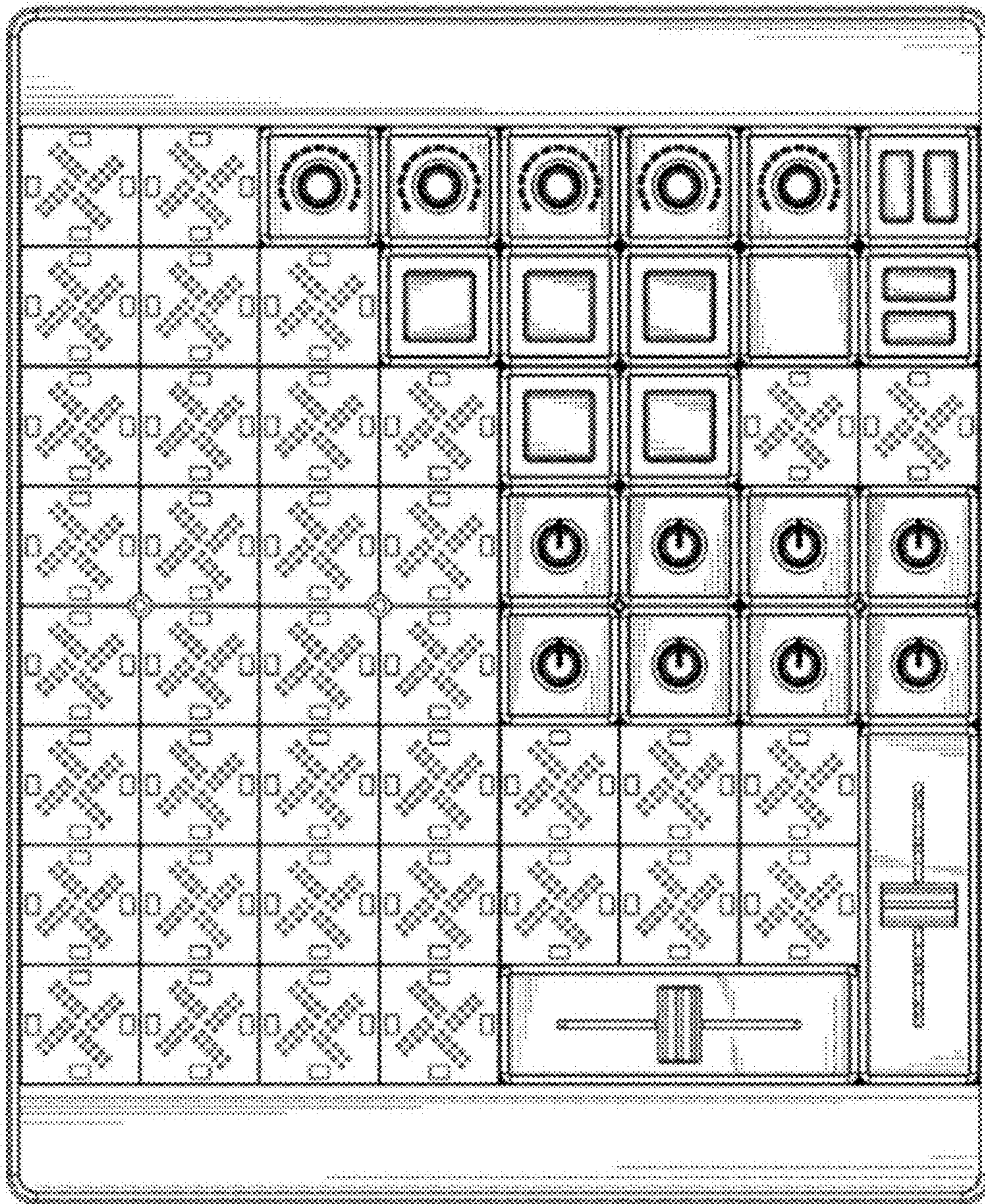
1.4



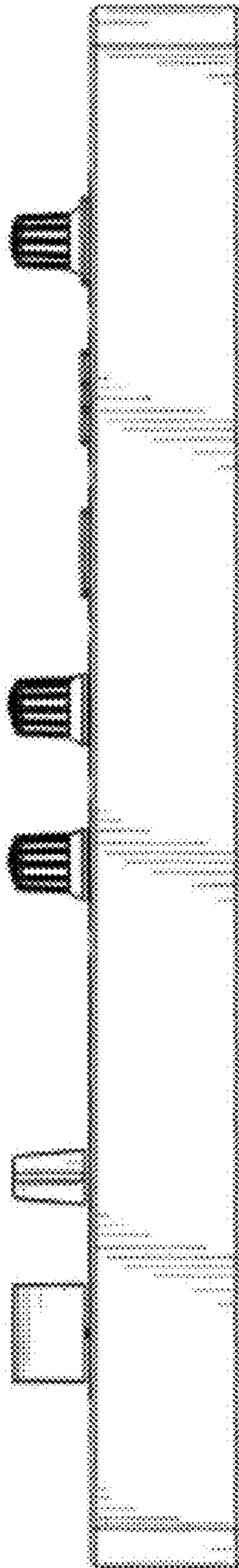
2.1




2.2



2.3



2.4



4.0

