



US00D843983S

(12) **United States Design Patent**
Yang et al.

(10) **Patent No.:** **US D843,983 S**
(45) **Date of Patent:** **** Mar. 26, 2019**

(54) **ANTENNA**

(71) Applicant: **SHENZHEN ANTOP TECHNOLOGY LIMITED**, Shenzhen (CN)

(72) Inventors: **Ruidian Yang**, Shenzhen (CN); **Boliang Yang**, Shenzhen (CN)

(73) Assignee: **SHENZHEN ANTOP TECHNOLOGY LIMITED**, Shenzhen (CN)

(**) Term: **15 Years**

(21) Appl. No.: **29/614,620**

(22) Filed: **Aug. 21, 2017**

(51) **LOC (11) Cl.** **14-03**

(52) **U.S. Cl.**
USPC **D14/230**

(58) **Field of Classification Search**
USPC ... D14/230.1, 203.3, 203.6, 230-238, 238.1,
D14/204, 216, 221, 240, 242, 299, 314,
D14/343, 496, 509

(Continued)

(56) **References Cited**

U.S. PATENT DOCUMENTS

D572,619 S * 7/2008 Beland D10/118
D573,182 S * 7/2008 Ricketts D19/10
(Continued)

OTHER PUBLICATIONS

ANTOP Paper Thin AT-132B Indoor HDTV Antenna, online, no post date, <URL: <https://antopusa.com/product/smartpass-amplified-indoor-hdtv-antenna-paper-thin-at-132b/>>, retrieved Oct. 12, 2018.*

(Continued)

Primary Examiner — Jeffrey D Asch
Assistant Examiner — Rebekah A Caruso

(74) *Attorney, Agent, or Firm* — Muncy, Geissler, Olds & Lowe, P.C.



(57) **CLAIM**

The ornamental design for an antenna, as shown and described.

DESCRIPTION

FIG. 1 is a front, left perspective view of an antenna showing our new design;
FIG. 2 is a front elevational view thereof;
FIG. 3 is a rear elevational view thereof;
FIG. 4 is a right side view thereof;
FIG. 5 is a left side view thereof;
FIG. 6 is a top plan view thereof;
FIG. 7 is a bottom plan view thereof;
FIG. 8 is a rear, right perspective view thereof; and
FIG. 9 is a rear, bottom, right perspective view thereof;
FIG. 10 is a front, right, bottom perspective view of a second embodiment of an antenna showing our new design;
FIG. 11 is a front elevational view thereof;
FIG. 12 is a rear elevational view thereof;
FIG. 13 is a right side view thereof;
FIG. 14 is a left side view thereof;
FIG. 15 is a top plan view thereof;
FIG. 16 is a bottom plan view thereof;
FIG. 17 is a rear, left perspective view thereof; and
FIG. 18 is a rear, bottom perspective view thereof;
FIG. 19 is a front, right, bottom perspective view of a third embodiment of an antenna showing our new design;
FIG. 20 is a front elevational view thereof;
FIG. 21 is a rear elevational view thereof;
FIG. 22 is a right side view thereof;
FIG. 23 is a left side view thereof;
FIG. 24 is a top plan view thereof;
FIG. 25 is a bottom plan view thereof;
FIG. 26 is a rear, left perspective view thereof; and,
FIG. 27 is a rear, bottom perspective view thereof.

1 Claim, 27 Drawing Sheets



(58) **Field of Classification Search**

CPC H01Q 1/12; H01Q 1/22; H01Q 1/007;
 H01Q 1/38; H01Q 7/00; H01Q 9/40;
 H01Q 9/285; H01Q 9/065; H01Q 9/44;
 H01Q 9/265; H01Q 19/10; H01Q 19/106;
 H01Q 19/12; H01Q 19/13; H01Q 19/15;
 H01Q 19/30; H01Q 21/28; H01Q 21/06;
 H01Q 21/062; H01Q 21/293; G05D 1/02;
 G05D 1/0234

See application file for complete search history.

(56) **References Cited**

U.S. PATENT DOCUMENTS

D612,371 S * 3/2010 Suleiman D14/234
 D623,175 S * 9/2010 Suleiman D14/230
 D632,735 S * 2/2011 McGrane D19/10
 D656,131 S * 3/2012 Suleiman D14/230
 D664,126 S * 7/2012 Feit D14/230
 D680,107 S * 4/2013 Piedra D14/250
 D697,059 S * 1/2014 Miller D14/230
 D754,641 S * 4/2016 Suleiman D14/230
 D756,758 S * 5/2016 Meyers D8/374
 D771,186 S * 11/2016 Canaday D19/10
 D798,132 S * 9/2017 Meyers D8/374

D806,689 S * 1/2018 Deng D14/234
 D815,622 S * 4/2018 Yang D14/230
 D829,695 S * 10/2018 Wu D14/230
 D831,622 S * 10/2018 Yang D14/230
 2016/0149288 A1 * 5/2016 Wang H01Q 21/007
 343/906

OTHER PUBLICATIONS

ANTOP Paper Thin AT-133B Indoor HDTV Antenna, online, no post date, <URL: <https://antopusa.com/product/smartpass-amplified-indoor-hdtv-antenna-paper-thin-at-133b/>>, retrieved Oct. 24, 2018.*

Flat Digital Indoor Amplified HDTV Antenna, ebay online, no post date, <URL: <https://www.ebay.com/itm/Flat-HD-Digital-Indoor-Amplified-TV-Antenna-HDTV-50-Mile-Range-TV-Fox-VHF-UHF-DVB/273031961942>>, retrieved Oct. 12, 2018.*

Flat Digital Indoor HDTV Antenna, ebay online, no post date, <URL: <https://www.ebay.com/itm/Flat-Digital-Indoor-HDTV-HD-TV-Antenna-Fox-with-Amplifier-50-Miles-Range-VHF-UHF/382548412179>>, retrieved Oct. 12, 2018.*

MuiFA HDTV Antenna, amazon online, date first available Jun. 25, 2018, <URL: <https://www.amazon.com/Upgraded-Amplified-Channels-Directional-MF-AT8001/dp/B07F142M66>>, retrieved Oct. 12, 2018.*

* cited by examiner




FIG. 1




FIG. 2



FIG. 3

FIG. 4



FIG. 5






FIG. 6




FIG. 7



FIG. 8



FIG. 9




FIG. 10




FIG. 11



FIG. 12

FIG. 13




FIG. 14






FIG. 15




FIG. 16



FIG. 17




FIG. 18




FIG. 19




FIG. 20




FIG. 21

FIG. 22



FIG. 23






FIG. 24




FIG. 25



FIG. 26




FIG. 27