



US00D843975S

(12) **United States Design Patent**
Ge et al.

(10) **Patent No.:** **US D843,975 S**

(45) **Date of Patent:** **** Mar. 26, 2019**

(54) **BAFFLE FOR A LOUDSPEAKER ENCLOSURE**

2400/00; H04R 2400/07; H04R 2499/11;
H04R 2499/13; H04R 2499/15; H04S
3/00; H04S 7/30

See application file for complete search history.

(71) Applicants: **Weihua Ge**, Plantation, FL (US);
Dwayne Spanbroek, Boca Raton, FL
(US); **Lucio Proni**, Weston, FL (US);
Bellal J. Hamze, Margate, FL (US)

(56) **References Cited**

U.S. PATENT DOCUMENTS

(72) Inventors: **Weihua Ge**, Plantation, FL (US);
Dwayne Spanbroek, Boca Raton, FL
(US); **Lucio Proni**, Weston, FL (US);
Bellal J. Hamze, Margate, FL (US)

D265,822 S *	8/1982	Hartwein	D14/211
D265,990 S *	8/1982	Hartwein	D14/214
D498,746 S *	11/2004	Solland	D14/211
D507,790 S *	7/2005	Dayan	D14/211
D515,066 S *	2/2006	Takagi	D14/168
D516,059 S *	2/2006	Murphy	D14/211
D633,080 S *	2/2011	Wakabayashi	D14/209.1
D672,751 S *	12/2012	Davies	D14/204
D712,377 S *	9/2014	Delrue	D14/213

(73) Assignee: **JL AUDIO, INC.**, Miramar, FL (US)

* cited by examiner

(**) Term: **15 Years**

Primary Examiner — Keli L Hill

(21) Appl. No.: **29/568,433**

(74) *Attorney, Agent, or Firm* — Thomas L. Kautz;
GrayRobinson, P.A.

(22) Filed: **Jun. 17, 2016**

(51) **LOC (11) Cl.** **14-03**

(52) **U.S. Cl.**
USPC **D14/221**

(57) **CLAIM**

The ornamental design of a baffle for a loudspeaker enclosure, as shown and described.

(58) **Field of Classification Search**

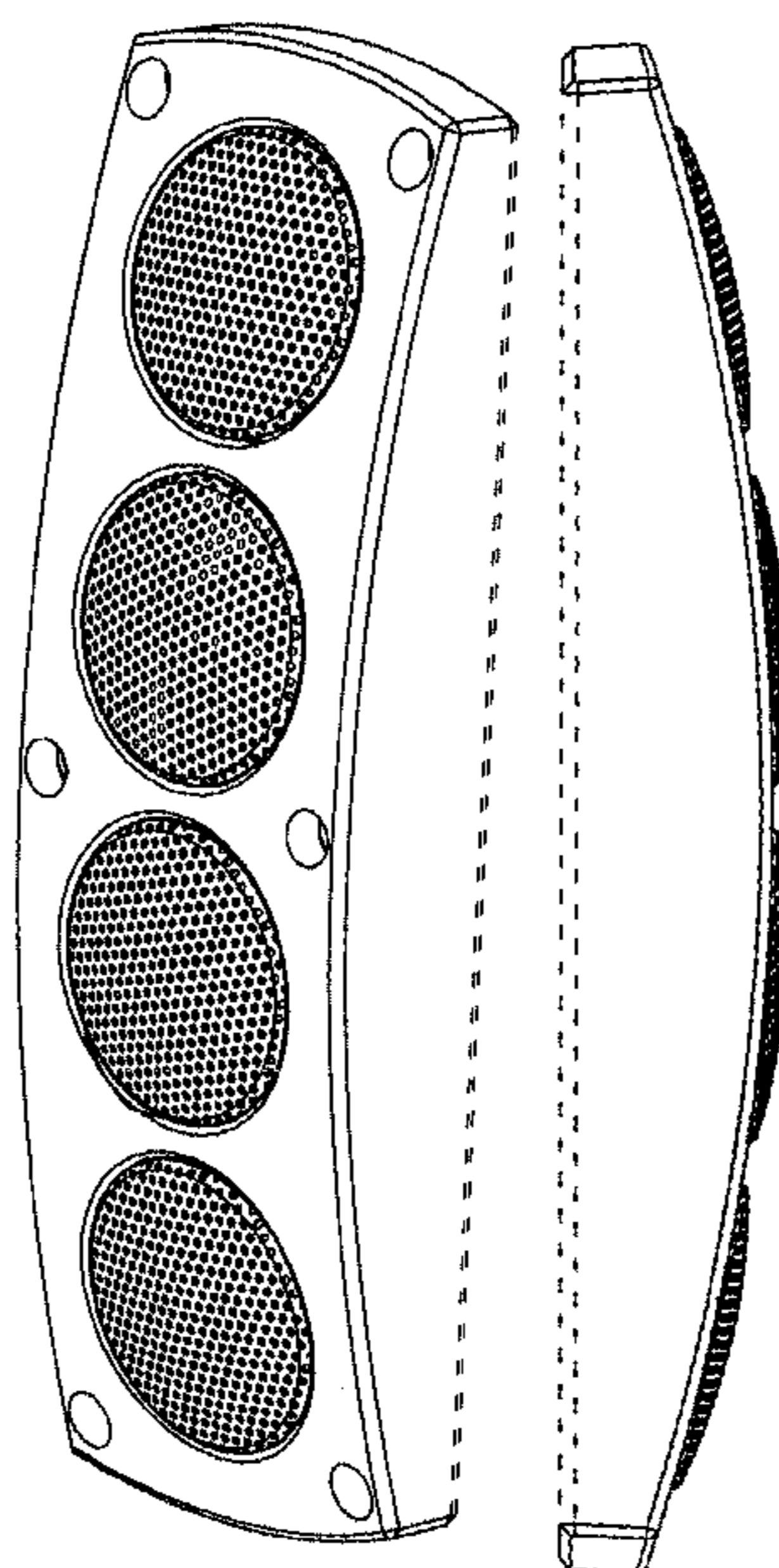
DESCRIPTION

USPC D14/167, 168, 170–172, 188, 194–196,
D14/204, 207, 209.1, 210–216, 219, 221,
D14/222, 224, 239, 496
CPC B60R 11/0217; G06F 1/1688; G10K 9/22;
G10K 11/004; H03F 1/327; H04M 1/03;
H04M 1/035; H04N 5/642; H04N
21/4852; H04R 1/02; H04R 1/06; H04R
1/021; H04R 1/025; H04R 1/026; H04R
1/028; H04R 1/105; H04R 1/323; H04R
1/403; H04R 1/2803; H04R 1/2834;
H04R 5/02; H04R 7/20; H04R 9/06;
H04R 9/025; H04R 2201/021; H04R

FIG. 1 is a front perspective view of our ornamental design of a baffle for a loudspeaker enclosure;
FIG. 2 is a front view thereof;
FIG. 3 is a right side view thereof;
FIG. 4 is a left side view thereof;
FIG. 5 is a top plan view thereof; and,
FIG. 6 is a bottom plan view thereof.

The broken lines in the drawings represent unclaimed environment and form no part of the claim.

1 Claim, 5 Drawing Sheets



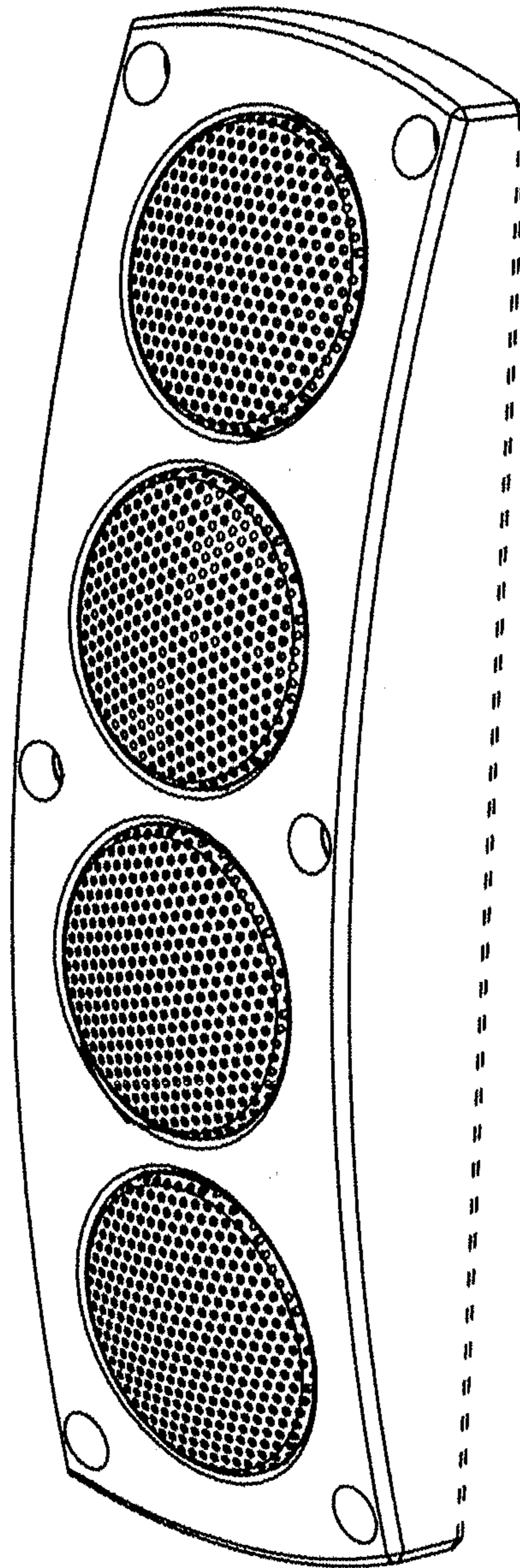


FIG. 1

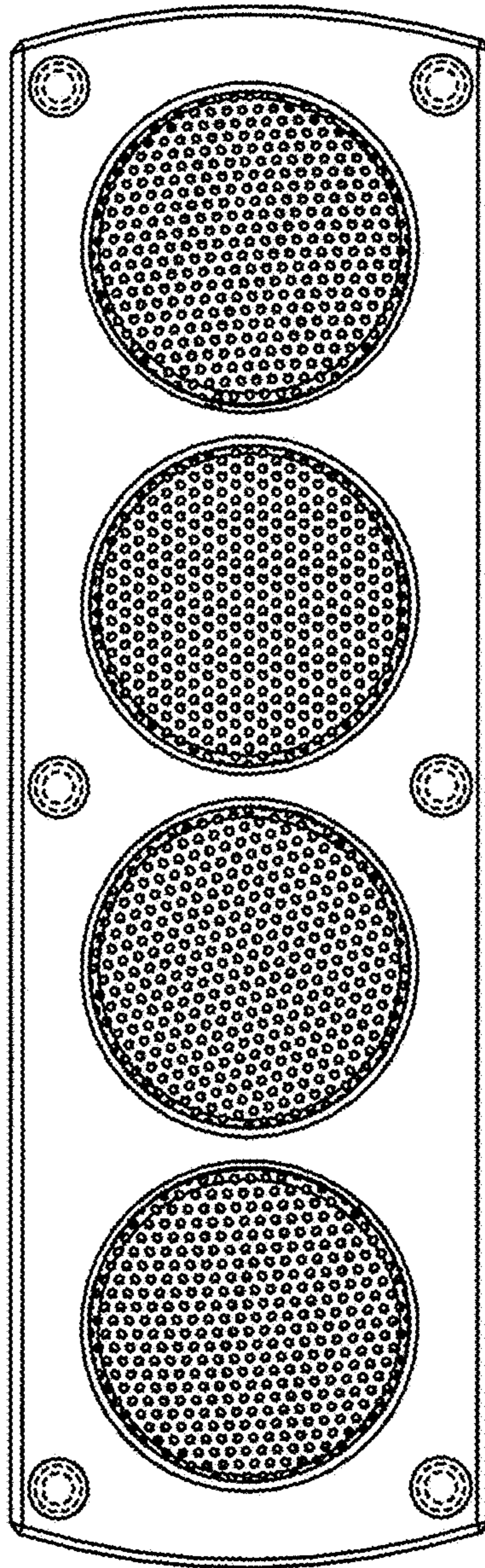


FIG. 2




FIG. 3



FIG. 4

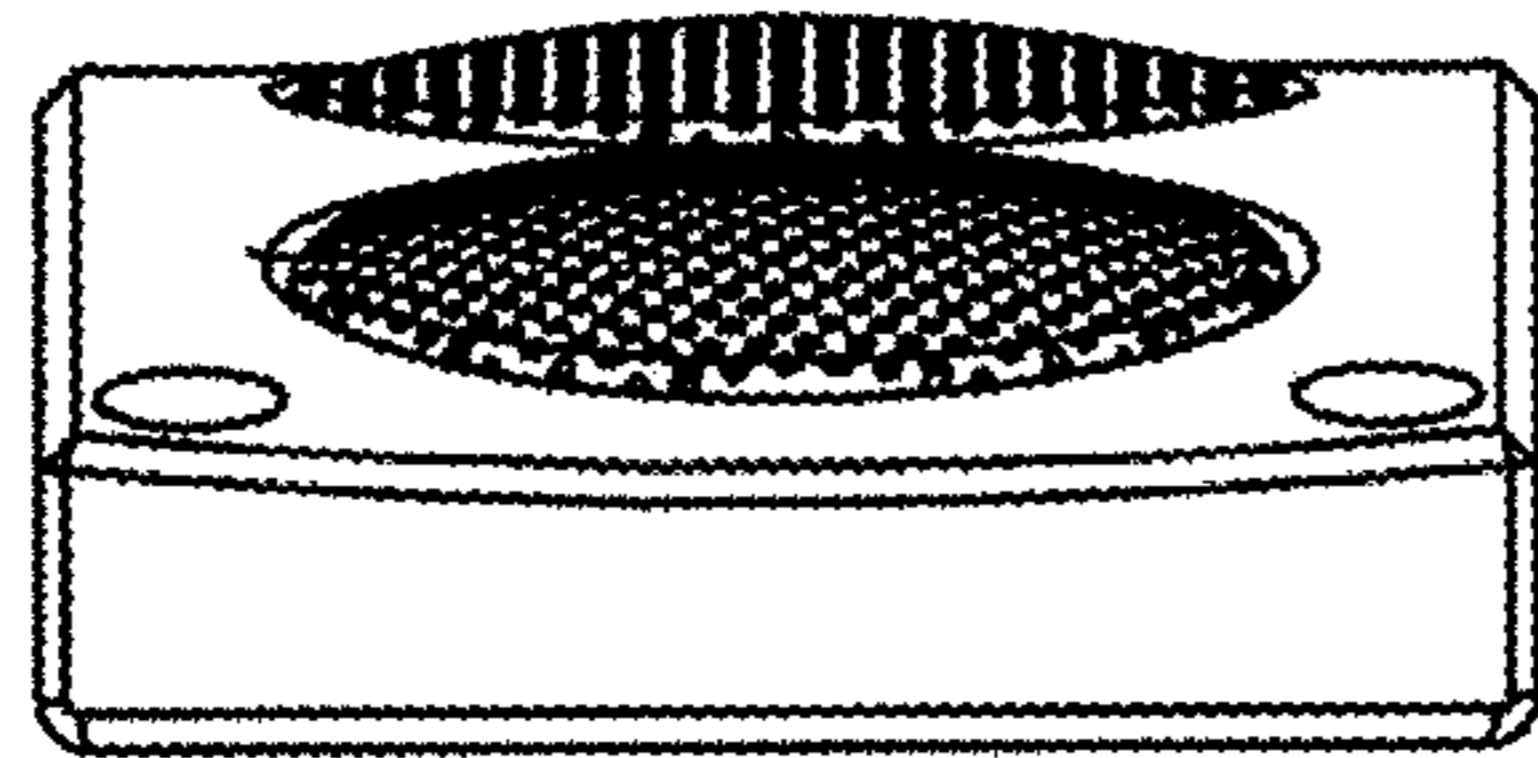


FIG. 5

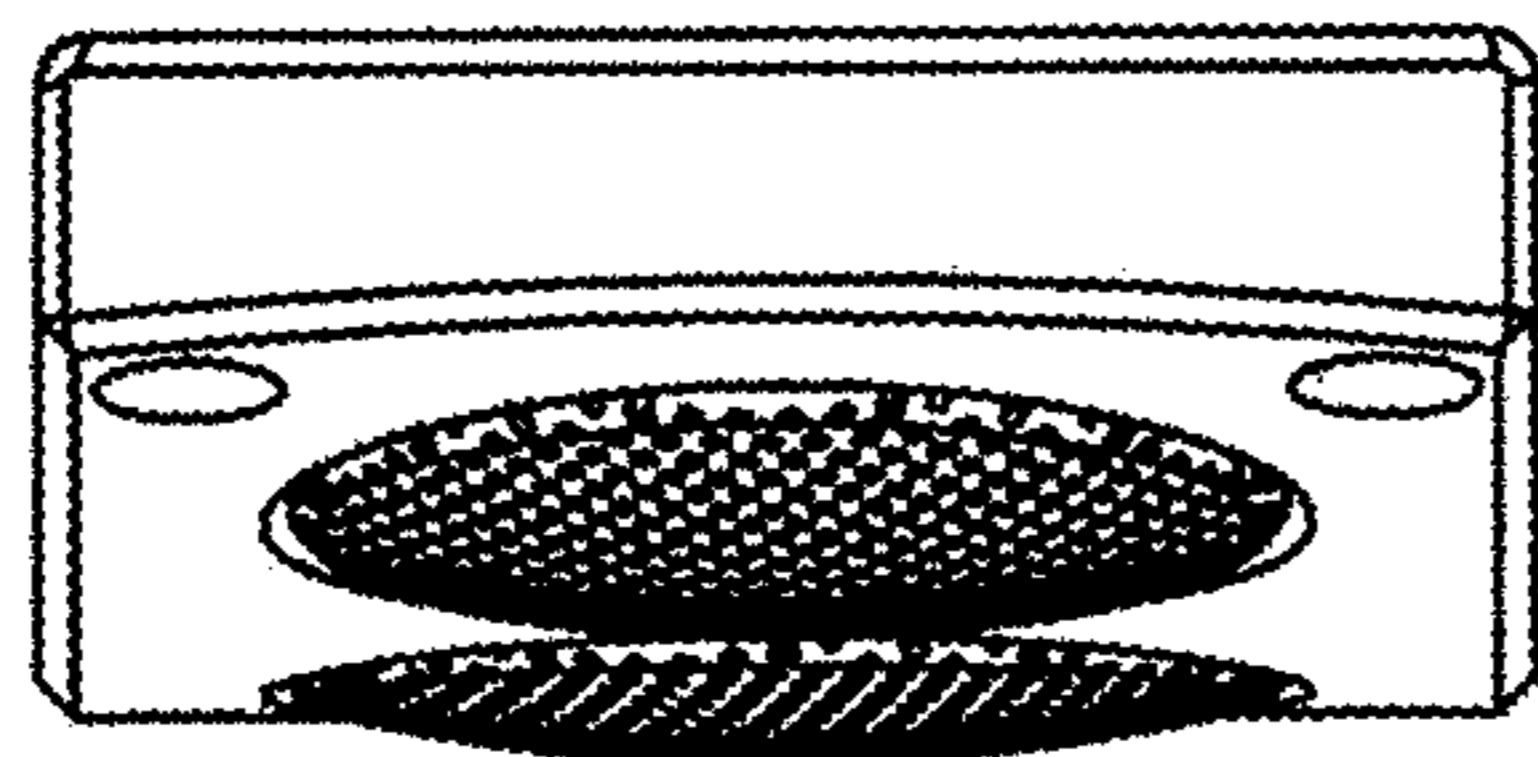


FIG. 6