



US00D843973S

(12) **United States Design Patent**
Klosowski et al.

(10) **Patent No.:** **US D843,973 S**
(45) **Date of Patent:** **** Mar. 26, 2019**

(54) **PROTECTIVE SPEAKER SCREEN**

(71) Applicant: **Paradigm Electronics, Inc.**,
Mississauga (CA)
(72) Inventors: **Janusz Klosowski**, Ontario (CA); **Oleg Bogdanov**, Toronto (CA); **Ioan Skurka**, Toronto (CA)
(73) Assignee: **Paradigm Electronics Inc.**,
Mississauga (CA)
(**) Term: **15 Years**

(21) Appl. No.: **29/604,585**
(22) Filed: **May 18, 2017**
(51) **LOC (11) Cl.** **14-01**
(52) **U.S. Cl.**
USPC **D14/216; D14/219; D14/221**
(58) **Field of Classification Search**
USPC D14/219, 204, 205, 188, 192, 221, 210,
D14/215, 216, 225-228; D29/112;
(Continued)

(56) **References Cited**

U.S. PATENT DOCUMENTS

2,873,142 A * 2/1959 Zetterstrom B05B 1/14
239/590.3
3,570,022 A * 3/1971 Nealy E03C 1/23
4/287

(Continued)

OTHER PUBLICATIONS

Morel Home Audio Catalog, http://www.morelhifi.com/wp-content/uploads/2015/12/Home-Audio-Catalogue-2016_02.pdf, 2016, 13 pages.

Primary Examiner — Paula Allen Greene
(74) *Attorney, Agent, or Firm* — Hovey Williams LLP

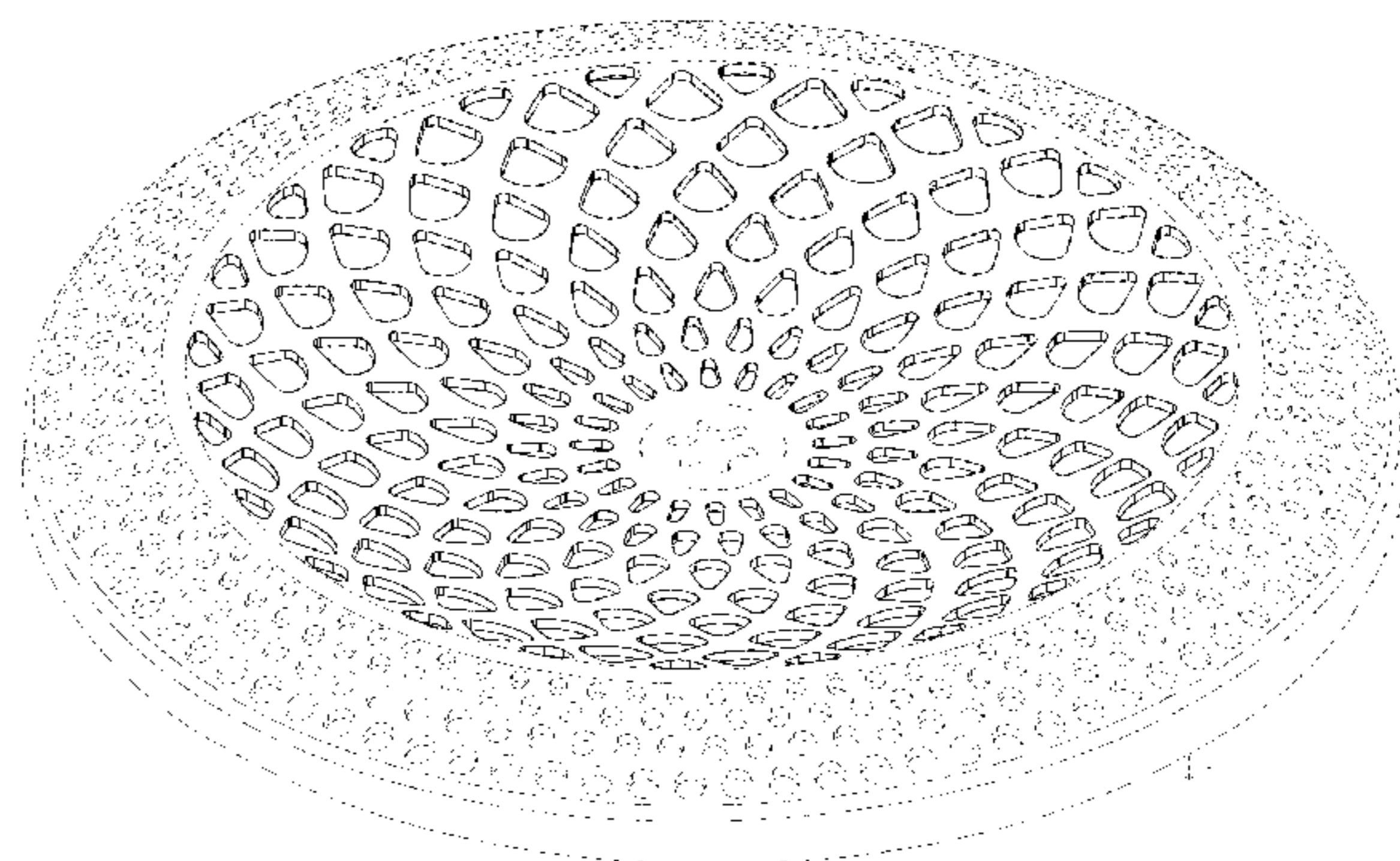
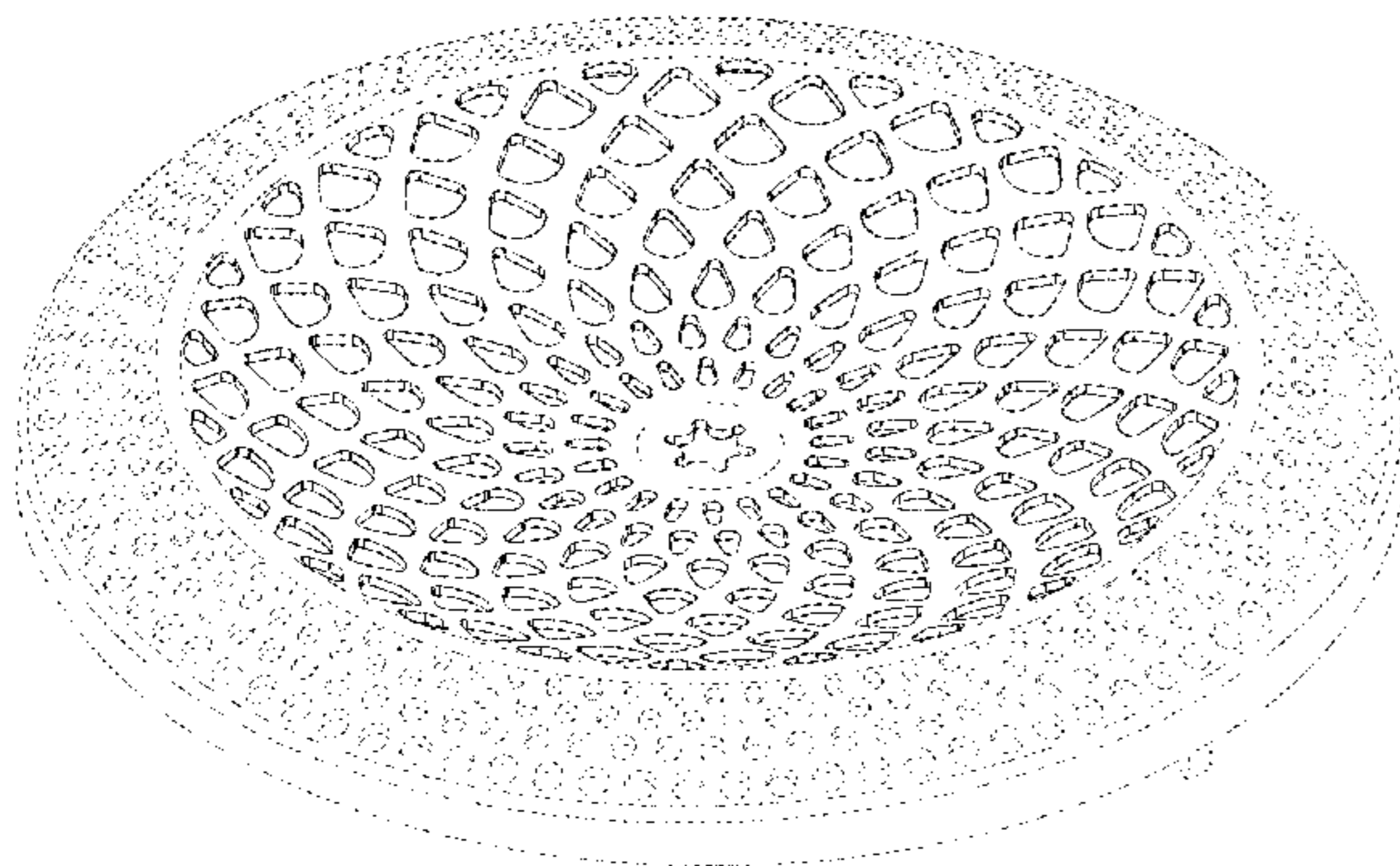
(57) **CLAIM**

The ornamental design for a protective speaker screen, as shown and described.

DESCRIPTION

FIG. 1 is a perspective view of the front of a protective speaker screen according to a first embodiment of my design;
FIG. 2 is a perspective view of the rear of the protective speaker screen shown in FIG. 1;
FIG. 3 is a front elevation of the protective speaker screen shown in FIGS. 1 and 2;
FIG. 4 is a rear elevation of the protective speaker screen shown in FIGS. 1-3;
FIG. 5 is a right cross-sectional elevation view of a protective speaker screen shown in FIGS. 1 through 4 taken along line 5-5 of FIG. 3 thereof;
FIG. 6 is a left cross-sectional elevation of a protective speaker screen shown in FIGS. 1 through 5 taken along line 6-6 of FIG. 3 thereof;
FIG. 7 is a bottom cross-sectional elevation of a protective speaker screen shown in FIGS. 1 through 6 taken along line 7-7 of FIG. 3 thereof;
FIG. 8 is a top cross-sectional elevation of a protective speaker screen shown in FIGS. 1 through 7 taken along line 8-8 of FIG. 3 thereof;
FIG. 9 is a perspective view of the front of a protective speaker screen according to a second embodiment of my design;
FIG. 10 is a perspective view of the rear of the protective speaker screen shown in FIG. 9;
FIG. 11 is a front elevation of the protective speaker screen shown in FIGS. 9 and 10;
FIG. 12 is a rear elevation of the protective speaker screen shown in FIGS. 9-11;
FIG. 13 is a right cross-sectional elevation of a protective speaker screen shown in FIGS. 9 through 12 taken along line 13-13 of FIG. 11 thereof;
FIG. 14 is a left cross-sectional elevation of a protective speaker screen shown in FIGS. 9 through 13 taken along line 14-14 of FIG. 11 thereof;
FIG. 15 is a bottom cross-sectional elevation of a protective speaker screen shown in FIG. 9 through 14 taken along line 15-15 of FIG. 11 thereof; and,
FIG. 16 is a top cross-sectional elevation of a protective speaker screen shown in FIGS. 9 through 15 taken along line 16-16 of FIG. 11 thereof.
The broken lines are directed to environmental features, which are shown for illustrative purposes only and form no part of the claimed design.

1 Claim, 12 Drawing Sheets



(58) **Field of Classification Search**

USPC 2/209; 181/129, 130, 135; 379/430, 431;
 381/380, 381, 370, 371, 379, 345, 328,
 381/355, 180, 356, 300-303, 306, 332,
 381/333, 336, 361-364, 385, 386, 337;
 455/90.3, 575.1, 569.1; D12/203;
 D25/69; D5/54; D23/203, 213; D7/667
 CPC . H04R 1/02; H04R 1/28; H04R 25/00; H04R
 25/02; H04R 1/1066; H04R 1/1016;
 H04R 5/033; H04R 5/0335; G10K 11/08;
 B05B 1/14

See application file for complete search history.

(56) **References Cited**

U.S. PATENT DOCUMENTS

D227,669 S * 7/1973 Mann D23/364
 D246,259 S * 11/1977 Nishimura D14/205
 5,647,007 A * 7/1997 Wooderson A45D 20/42
 381/332
 D415,821 S * 10/1999 Milrud D23/223
 D459,952 S * 7/2002 Bellander D7/667
 D472,240 S 3/2003 Seog
 D512,046 S * 11/2005 Christianson D14/211

6,983,898 B2 * 1/2006 Clark B05B 1/1645
 239/18
 D519,112 S * 4/2006 Yang D14/228
 7,048,210 B2 * 5/2006 Clark B05B 1/1645
 137/205.5
 D560,209 S * 1/2008 Kim D14/215
 7,316,290 B2 1/2008 Hutt et al.
 D573,980 S 7/2008 Nakane et al.
 D608,348 S * 1/2010 Gahm D14/216
 D632,671 S * 2/2011 Wada D14/216
 D638,405 S * 5/2011 Salzedo D14/215
 D692,413 S * 10/2013 Holzer D14/215
 D695,717 S 12/2013 Carpenter et al.
 D716,271 S * 10/2014 Kang D14/214
 D724,564 S * 3/2015 Davies D14/215
 D725,078 S * 3/2015 Wong D14/216
 8,989,419 B2 * 3/2015 Graber H04R 1/345
 381/339
 D736,183 S * 8/2015 Kim D14/216
 D737,249 S * 8/2015 Zhao D14/216
 D768,113 S * 10/2016 Lee D14/216
 D770,415 S * 11/2016 Pellisari D14/216
 D790,522 S * 6/2017 Chung D14/248
 2013/0228393 A1 9/2013 Sterling et al.
 2016/0198256 A1 7/2016 Bogdanov et al.

* cited by examiner

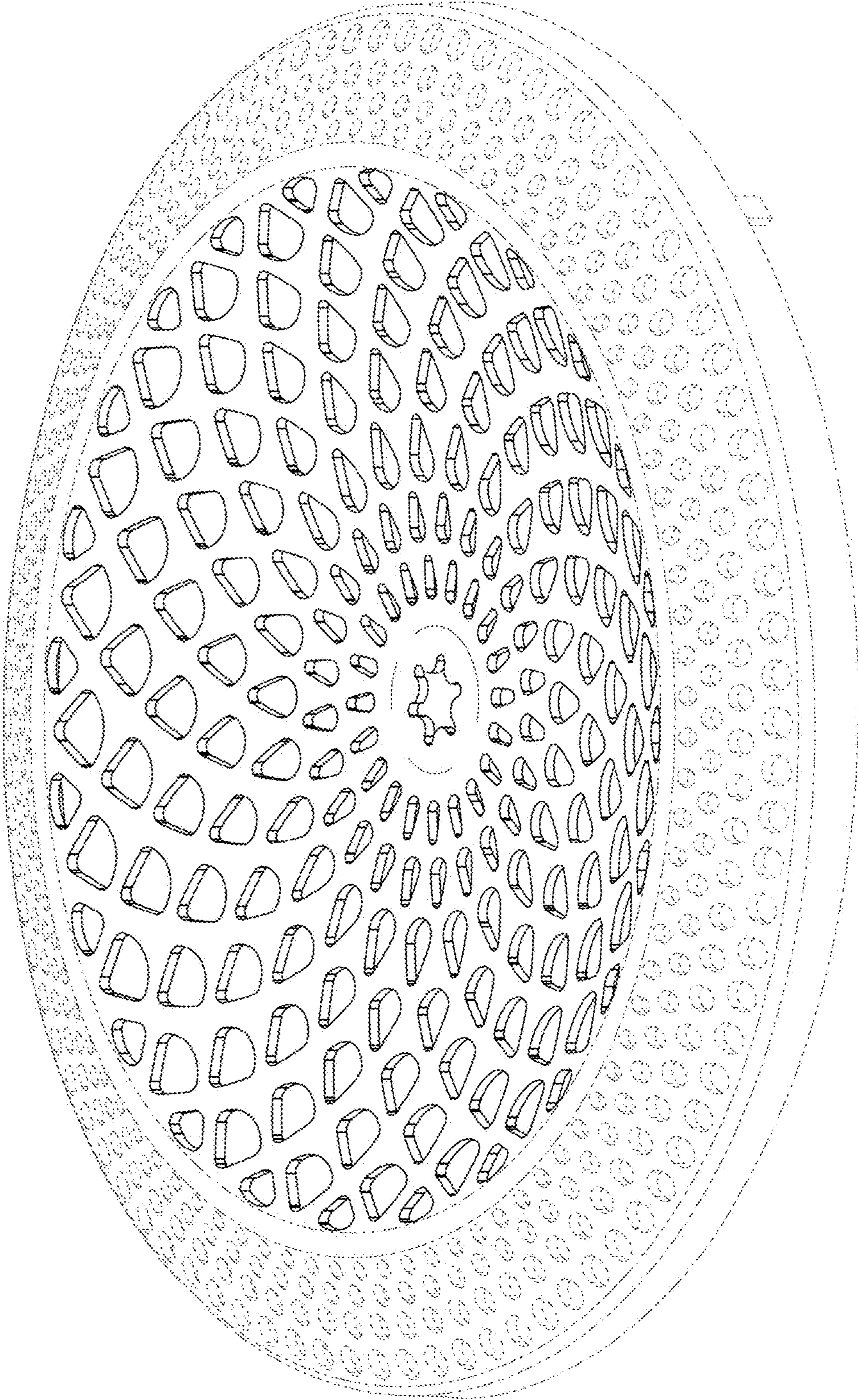


FIG. 1

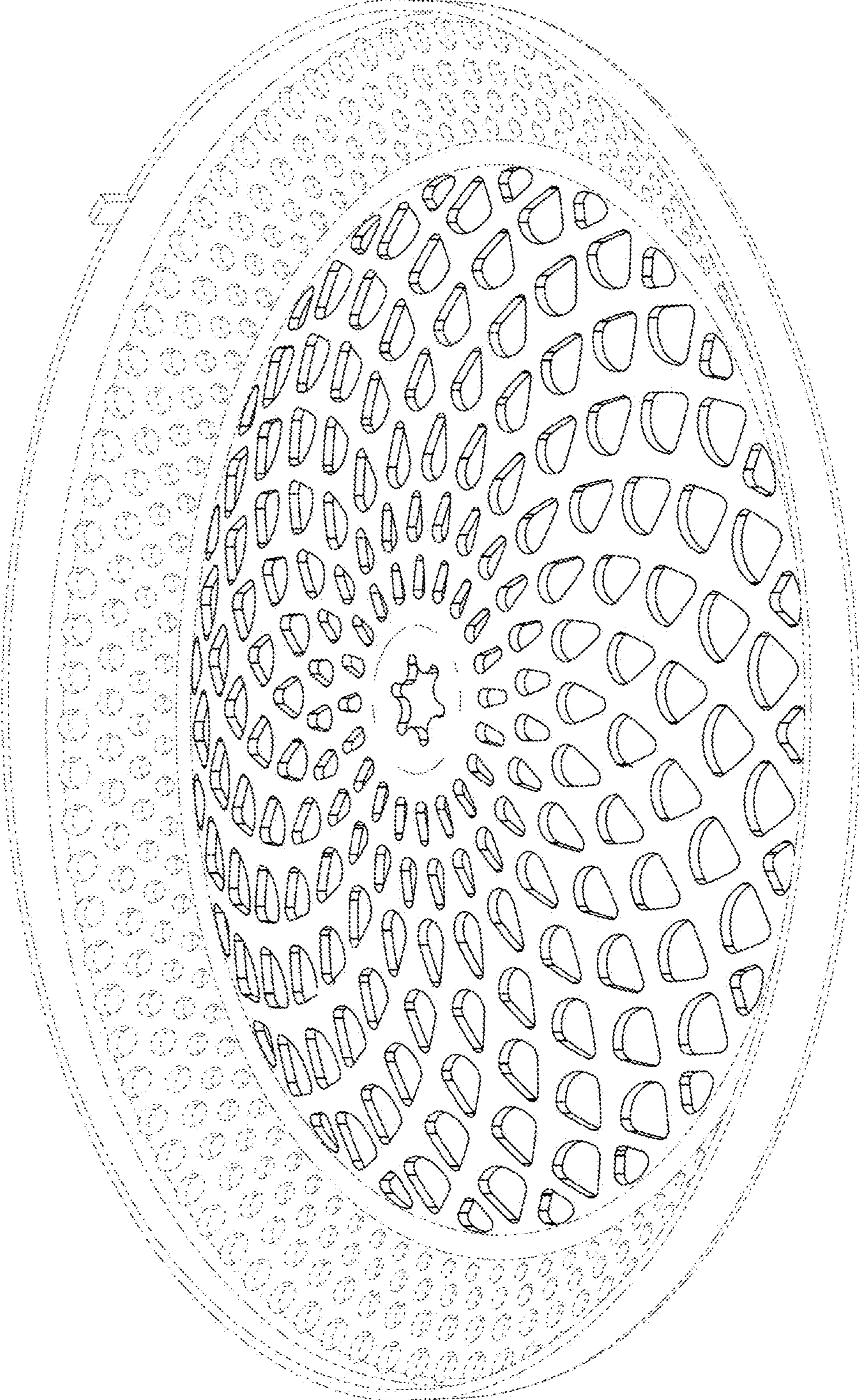


FIG. 2

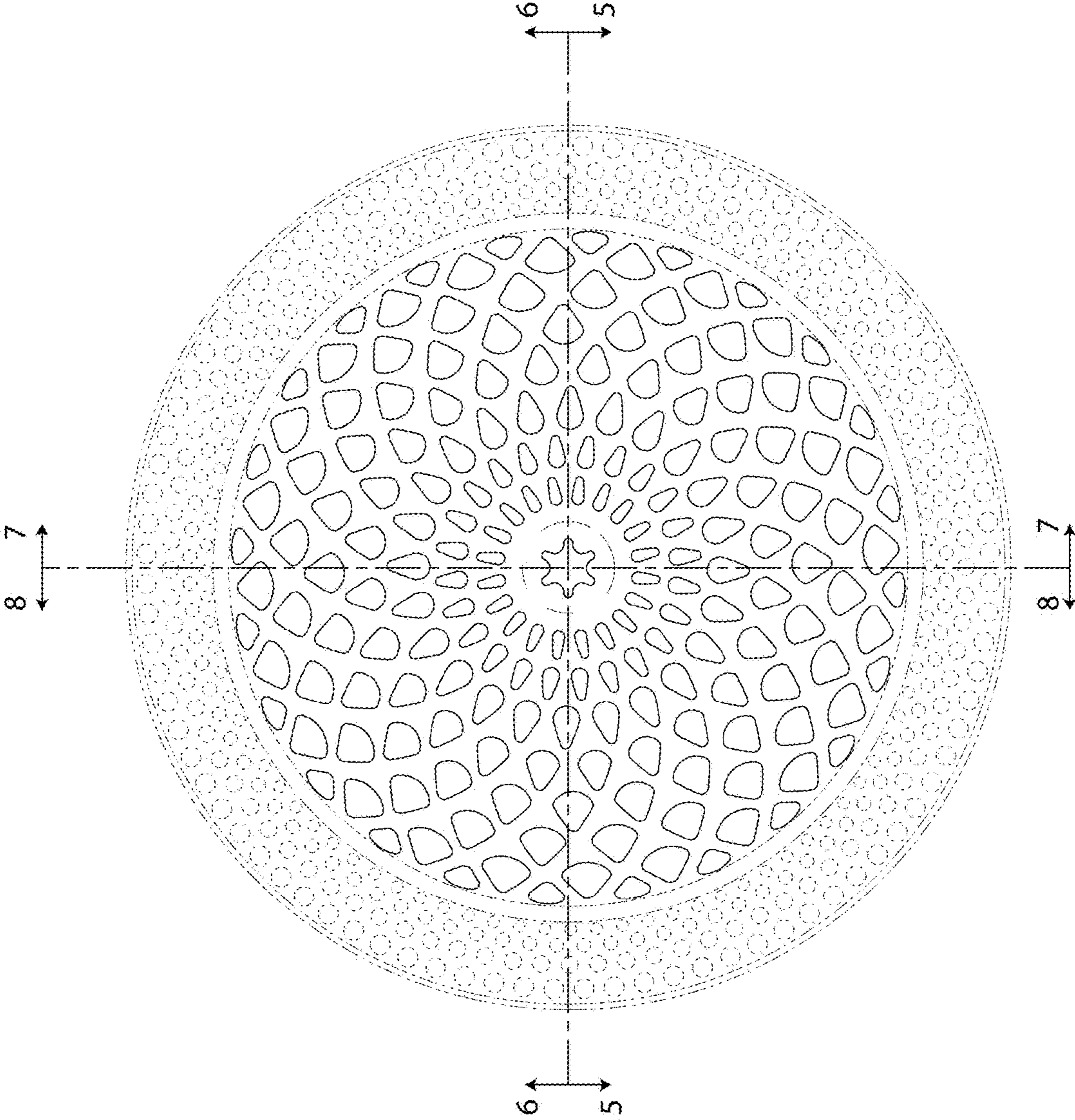


FIG. 3




FIG. 4




FIG. 5

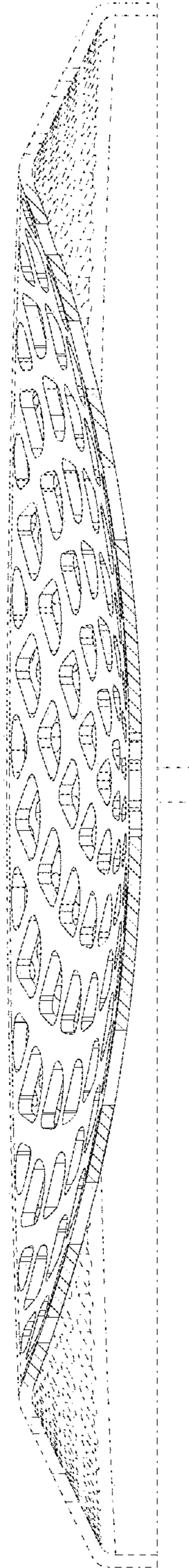


FIG. 6




FIG. 7




FIG. 8




FIG. 9




FIG. 10

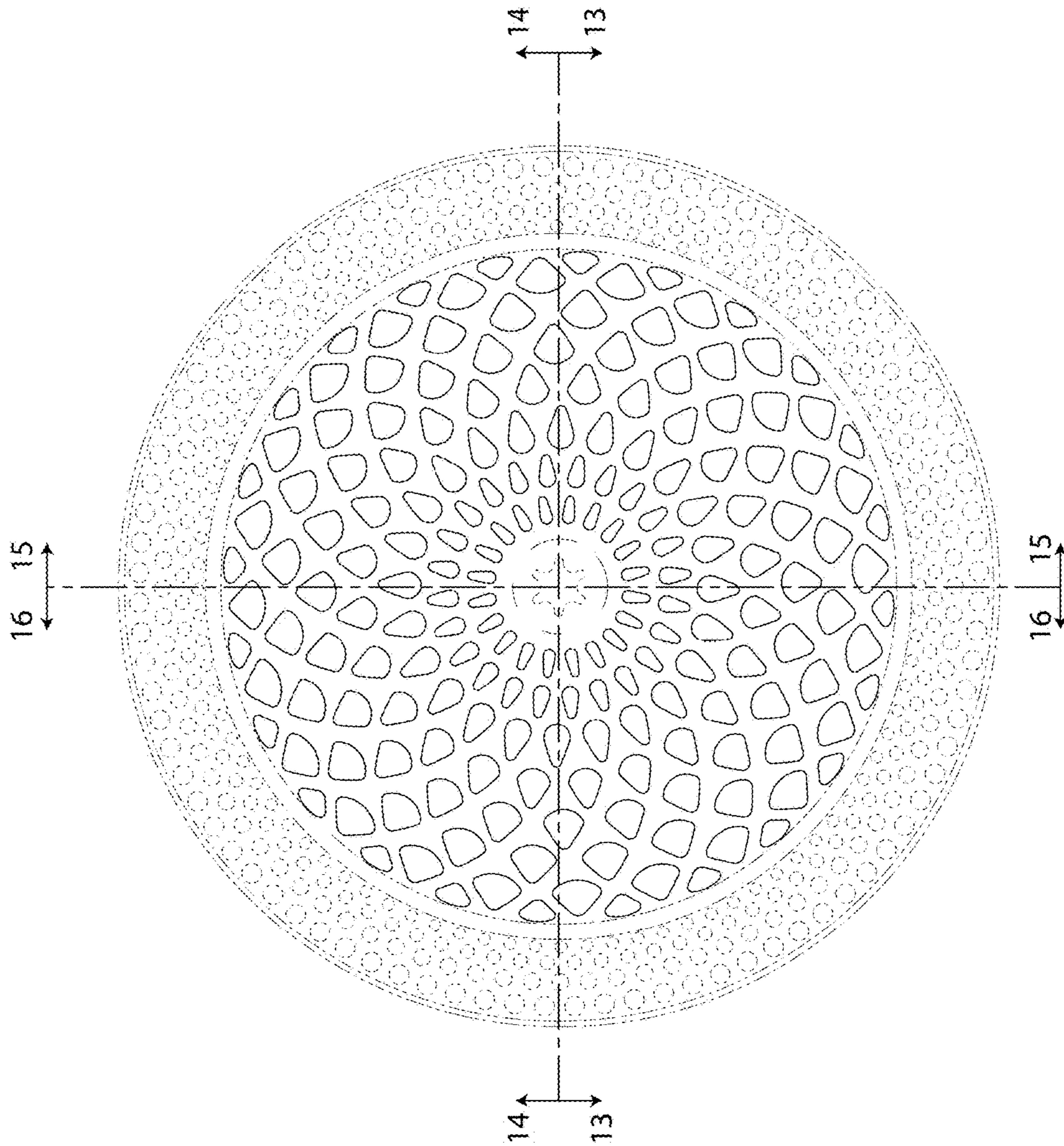


FIG. 11

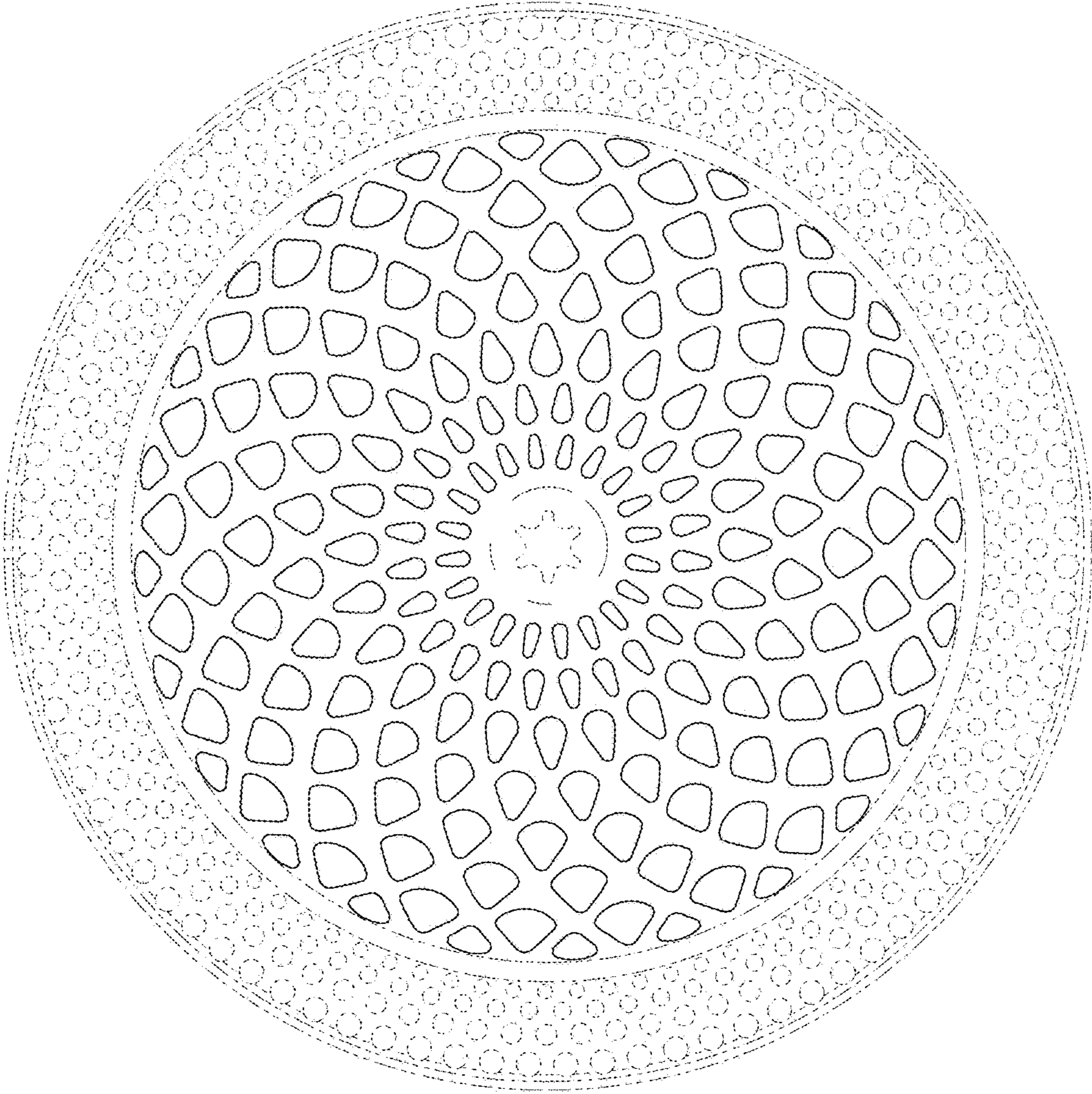


FIG. 12




FIG. 13




FIG. 14




FIG. 15




FIG. 16