



US00D843971S

(12) **United States Design Patent**
Xu et al.

(10) **Patent No.:** **US D843,971 S**
(45) **Date of Patent:** **** Mar. 26, 2019**

- (54) **EARPHONE**
- (71) Applicant: **1MORE INC.**, Shenzhen, Guangdong (CN)
- (72) Inventors: **Shichen Xu**, Guangdong (CN); **Xin Sun**, Guangdong (CN); **Kuan-Hong Hsieh**, Guangdong (CN)
- (73) Assignee: **1MORE INC.**, Shenzhen (CN)
- (**) Term: **15 Years**
- (21) Appl. No.: **29/616,013**
- (22) Filed: **Sep. 1, 2017**
- (30) **Foreign Application Priority Data**
Jun. 27, 2017 (CN) 2017 3 0273282
- (51) **LOC (11) Cl.** **14-01**
- (52) **U.S. Cl.**
USPC **D14/206; D14/223**
- (58) **Field of Classification Search**
USPC D14/223, 205, 206; D24/174; 181/129, 181/130, 135; 379/430, 431; 381/380, 381/381, 374; 455/90.3, 575.1, 569.1
CPC H04R 1/10; H04R 25/00; H04R 1/1066; H04R 1/1016; H04R 5/033; H04R 5/0335
See application file for complete search history.

- (56) **References Cited**
U.S. PATENT DOCUMENTS
2,510,344 A * 6/1950 Law G03B 21/625 359/457
4,335,281 A * 6/1982 Scott H04M 1/05 379/430
4,419,770 A * 12/1983 Yagi G04B 47/025 368/10
4,791,673 A * 12/1988 Schreiber H04R 1/1075 381/151

- 5,412,736 A * 5/1995 Keliiliki H04R 1/105 381/330
- 5,625,171 A * 4/1997 Marshall H04R 1/1058 181/130
- 5,729,615 A * 3/1998 Yang H04R 1/1066 181/129
- D419,564 S * 1/2000 McDonald D14/223
- D468,721 S * 1/2003 Nguyen D14/205
- D469,422 S * 1/2003 Nguyen D14/205
- D470,121 S * 2/2003 Nguyen D14/205
- D470,129 S * 2/2003 Hlas D14/205
- 6,772,853 B2 * 8/2004 Yang H04R 1/1066 181/129
- D501,196 S * 1/2005 Dyer D14/205
- D504,673 S * 5/2005 Dyer D14/205
- D506,462 S * 6/2005 Han D14/205
- D512,984 S * 12/2005 Ham D14/205
- D521,492 S * 5/2006 Ham D14/205
- D531,169 S * 10/2006 Tokioka D14/223
- D535,975 S * 1/2007 Brennwald D14/206

(Continued)

Primary Examiner — Paula Allen Greene
(74) *Attorney, Agent, or Firm* — Ladas & Parry LLP

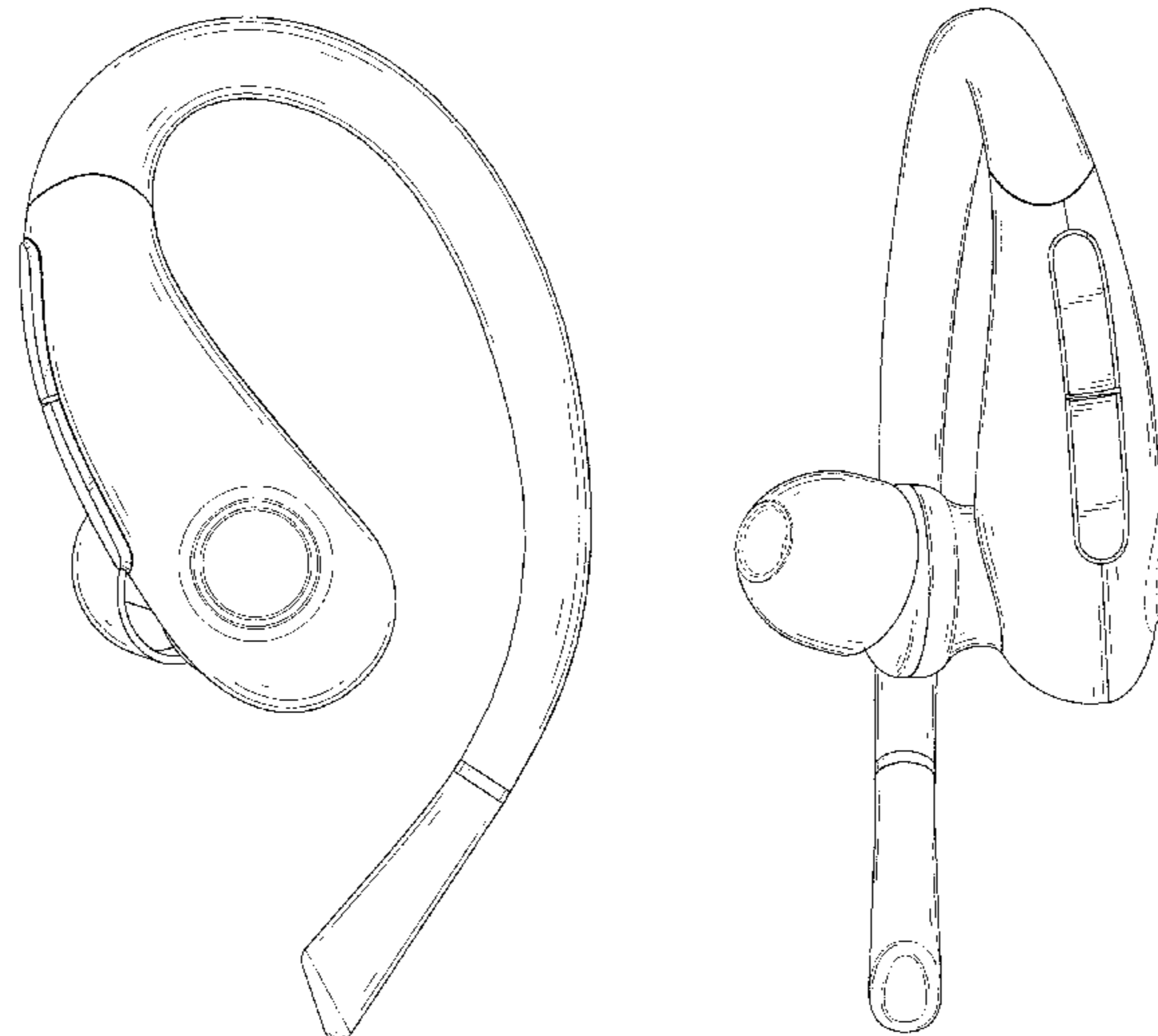
(57) **CLAIM**

The ornamental design for an earphone, as shown and described.

DESCRIPTION

FIG. 1 is a front elevational view of an earphone showing our new design;
FIG. 2 is a rear elevational view thereof;
FIG. 3 is a left side elevational view thereof;
FIG. 4 is a right side elevational view thereof;
FIG. 5 is a top plan view thereof;
FIG. 6 is a bottom plan view thereof;
FIG. 7 is a perspective view thereof; and,
FIG. 8 is another perspective view thereof.
The broken lines depict environment that forms no part of the claimed design.

1 Claim, 8 Drawing Sheets



(56)

References Cited

U.S. PATENT DOCUMENTS

D539,266 S * 3/2007 Bentley D14/205
 D541,787 S * 5/2007 Ma D14/205
 D543,968 S * 6/2007 Wong D14/205
 7,346,180 B2 * 3/2008 Ham H04R 1/105
 381/370
 D573,137 S * 7/2008 Polito D14/223
 D599,329 S * 9/2009 Champkins D14/223
 D601,126 S * 9/2009 Christopher D14/206
 D603,847 S * 11/2009 Chung D14/223
 D617,780 S * 6/2010 Jaakkola D14/223
 7,778,410 B2 * 8/2010 Liu H04M 1/05
 379/430
 7,925,037 B2 * 4/2011 Te Riet H04M 1/05
 381/330
 D642,163 S * 7/2011 Lee D14/223
 D643,418 S * 8/2011 Lee D14/223
 8,391,536 B2 * 3/2013 Hashimoto H04R 1/1016
 381/370
 D699,213 S * 2/2014 Burgett D14/205
 D710,333 S * 8/2014 Davies H04R 1/10
 D14/223
 D718,286 S * 11/2014 Yang D14/223

D718,745 S * 12/2014 Thompson D14/223
 D746,792 S * 1/2016 Kim D14/205
 D755,159 S * 5/2016 Birger D14/206
 D762,190 S * 7/2016 Levine D14/205
 D776,634 S * 1/2017 Lee D14/205
 D777,149 S * 1/2017 Bonahoom D14/223
 D779,462 S * 2/2017 Birger D14/223
 D793,360 S * 8/2017 Birger D14/206
 D809,486 S * 2/2018 Arimoto D14/223
 D815,616 S * 4/2018 Hu D14/205
 D816,637 S * 5/2018 Hardi D14/205
 D817,932 S * 5/2018 Hsieh D14/223
 D830,337 S * 10/2018 Yan D14/206
 2002/0106100 A1 * 8/2002 Kao H04M 1/05
 381/381
 2004/0264720 A1 * 12/2004 Huang H04M 1/05
 381/315
 2007/0098201 A1 * 5/2007 Chen H04R 1/1016
 381/380
 2008/0188179 A1 * 8/2008 Liu H04R 1/1066
 455/41.2
 2013/0010997 A1 * 1/2013 Tanaka A61B 5/01
 381/380
 2015/0237434 A1 * 8/2015 Tran H04R 1/1008
 381/380

* cited by examiner

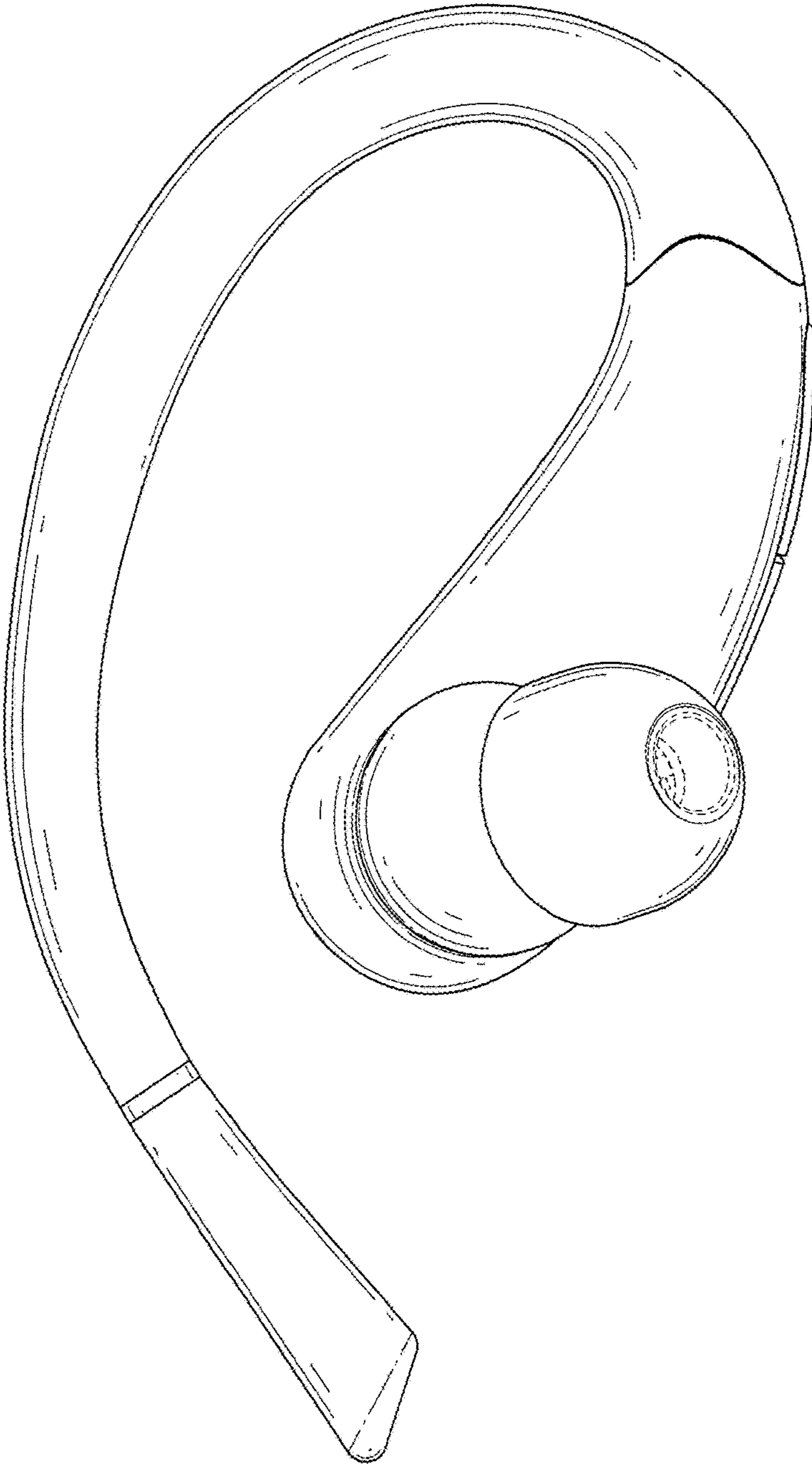


FIG. 1

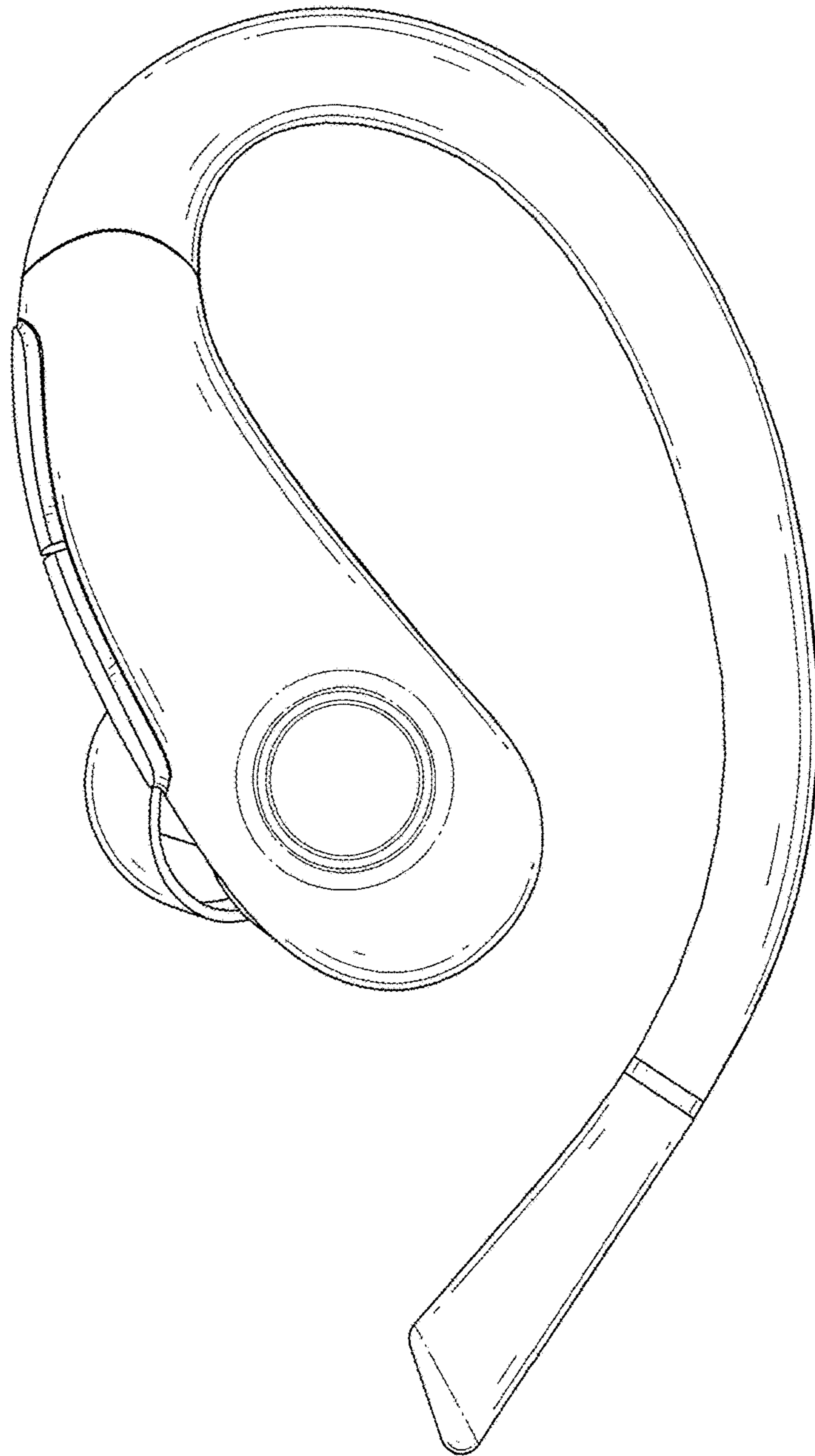


FIG. 2

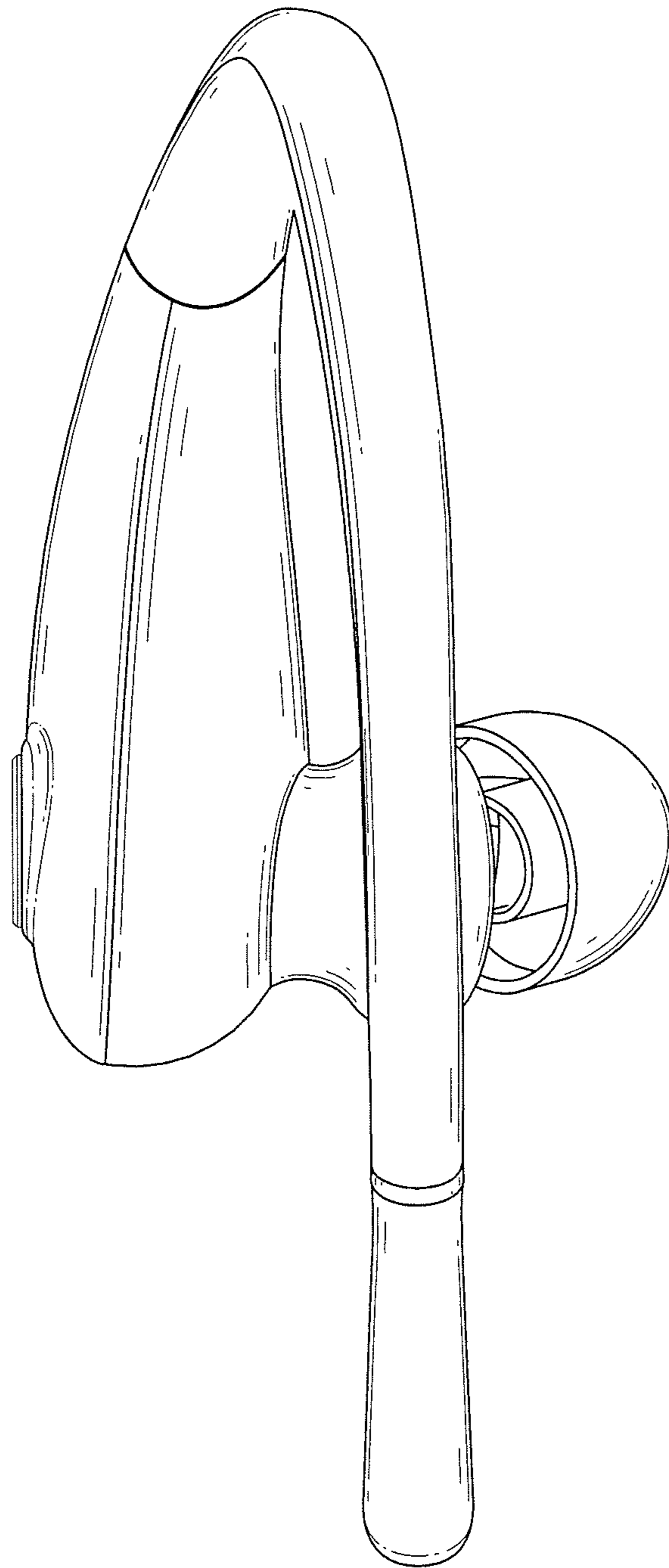


FIG. 3

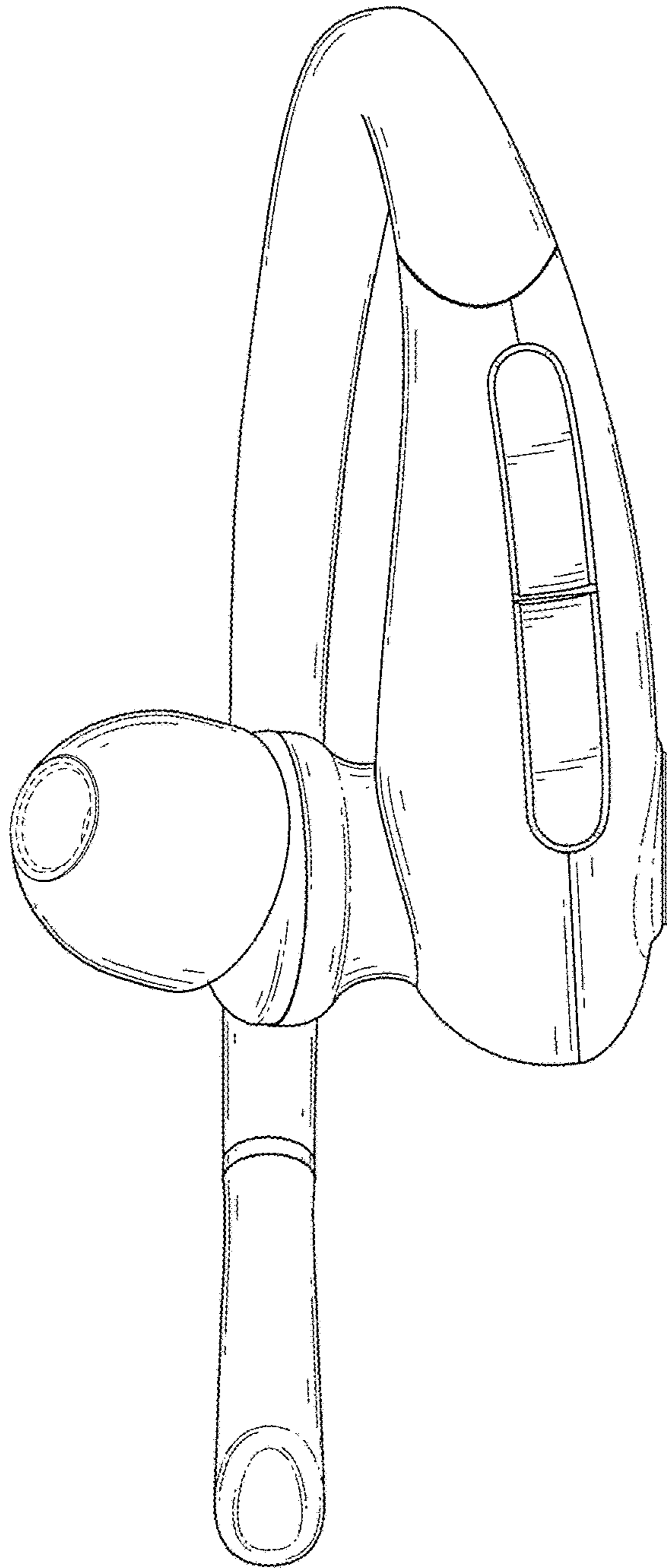


FIG. 4

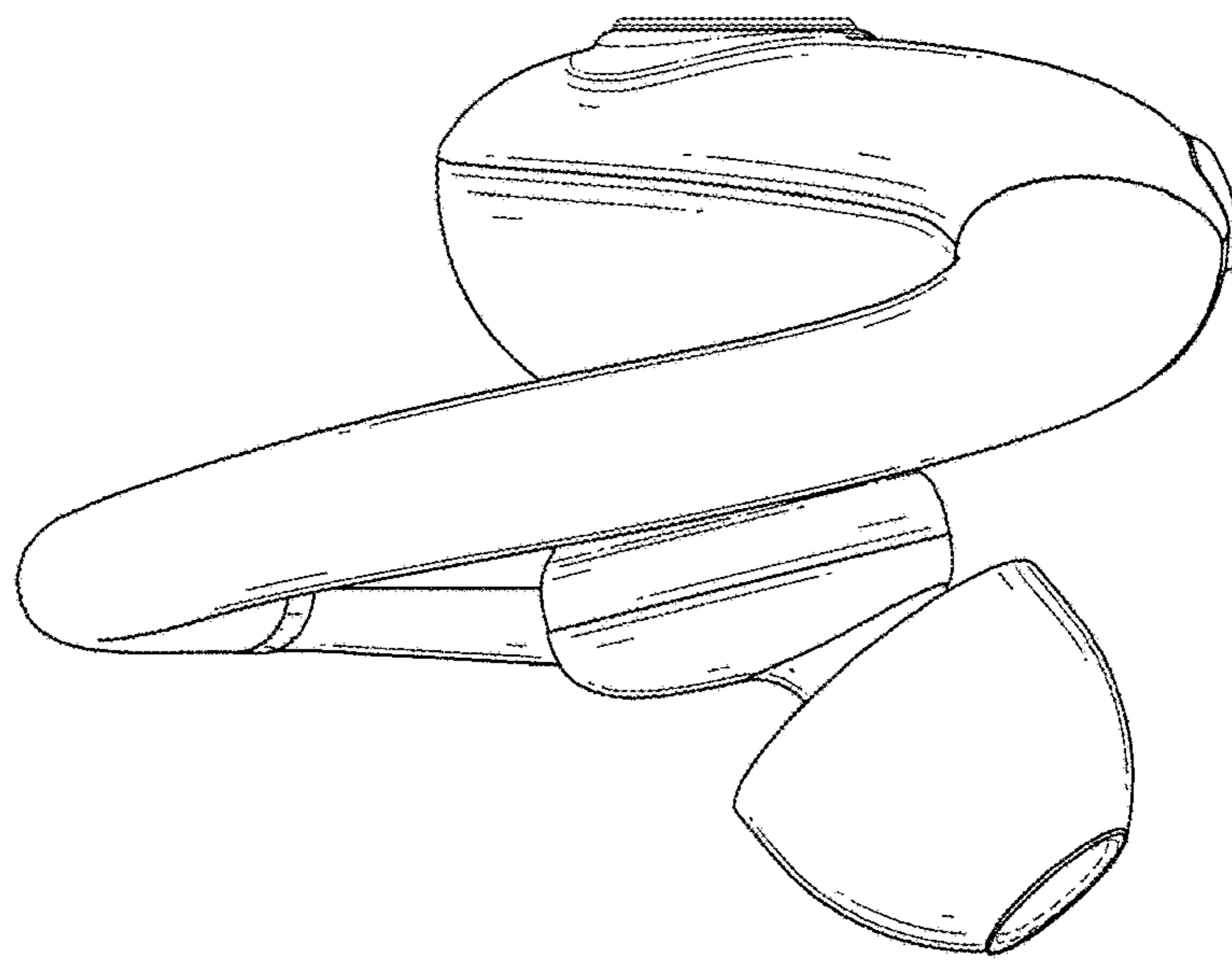


FIG. 5

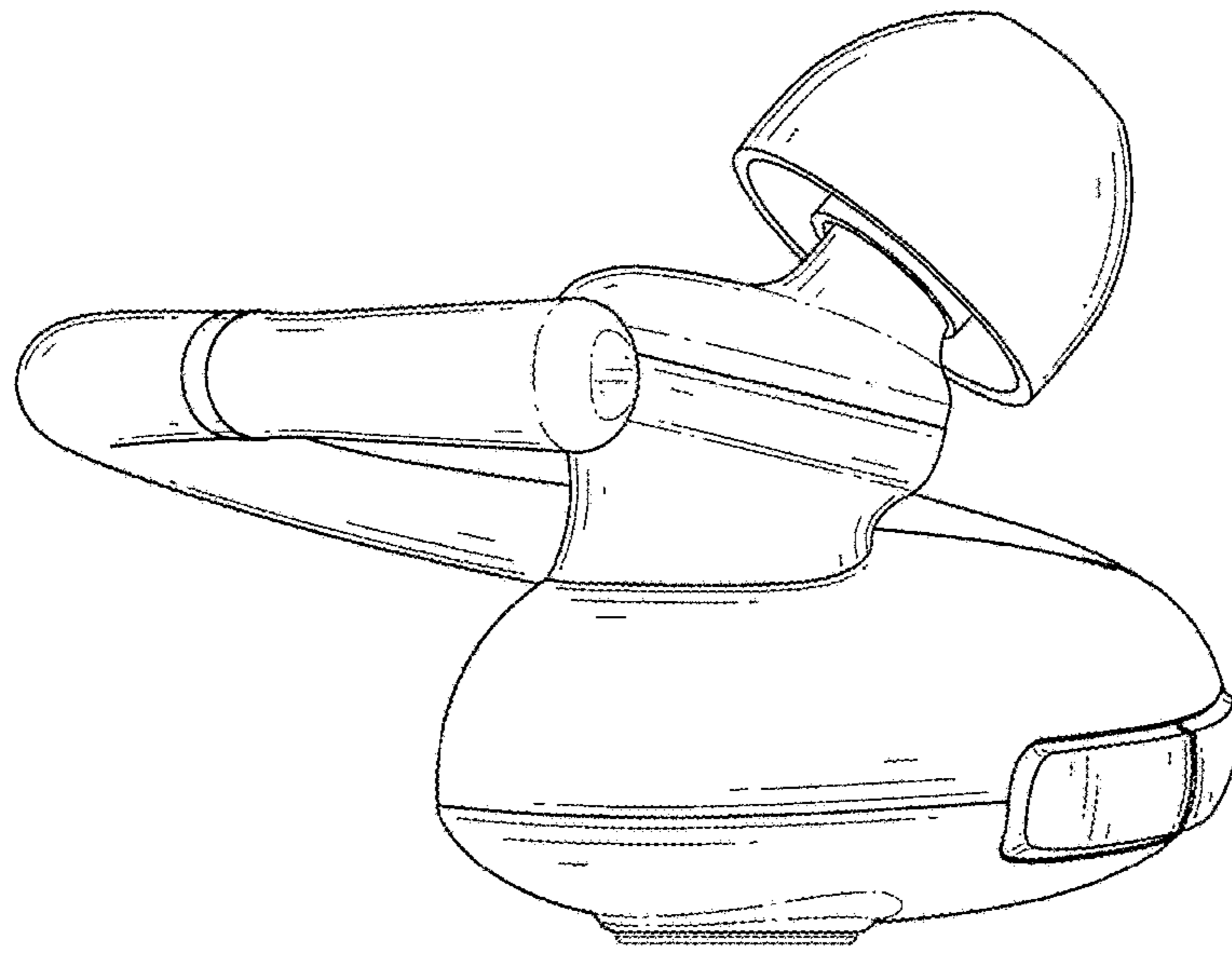


FIG. 6

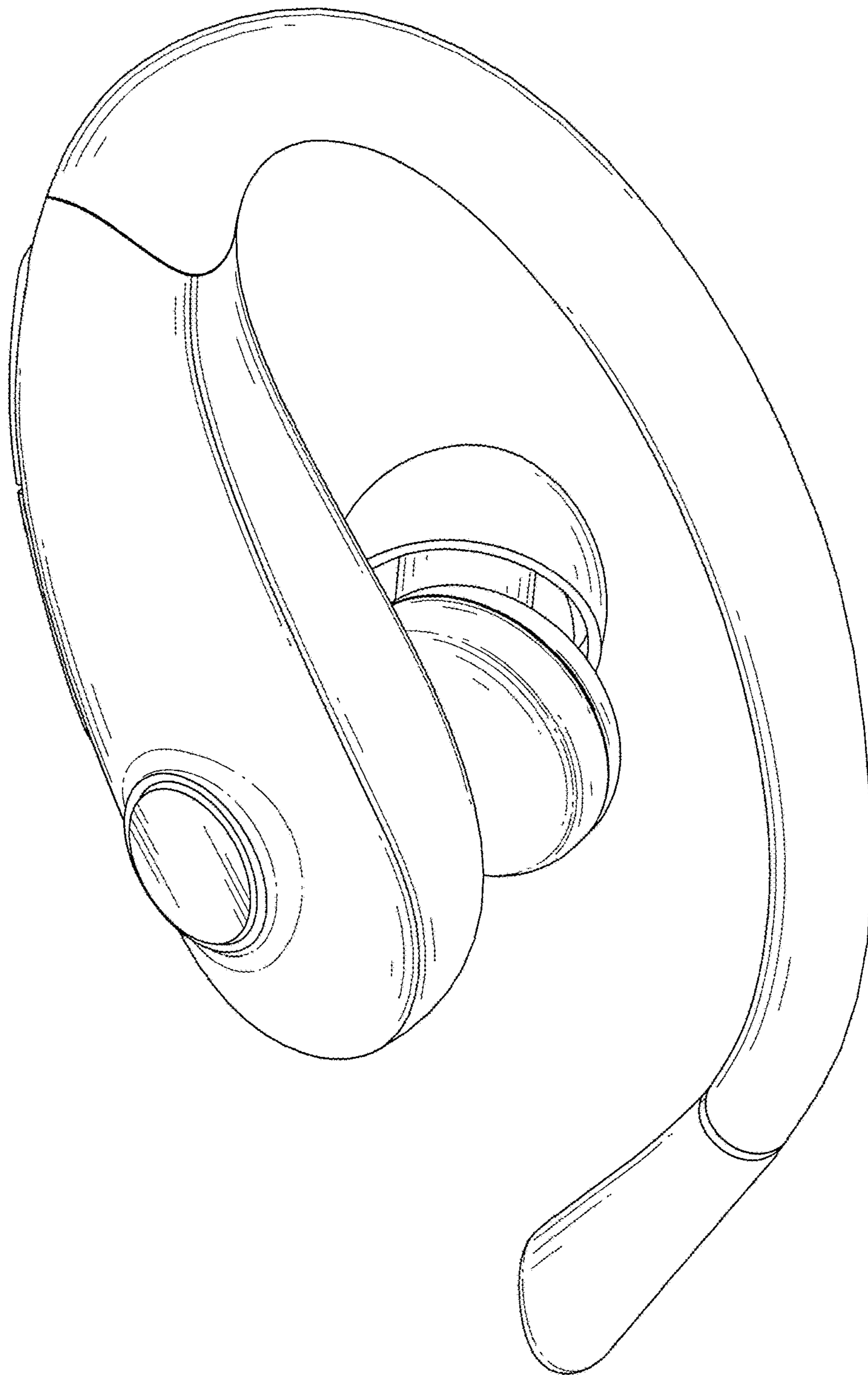


FIG. 7

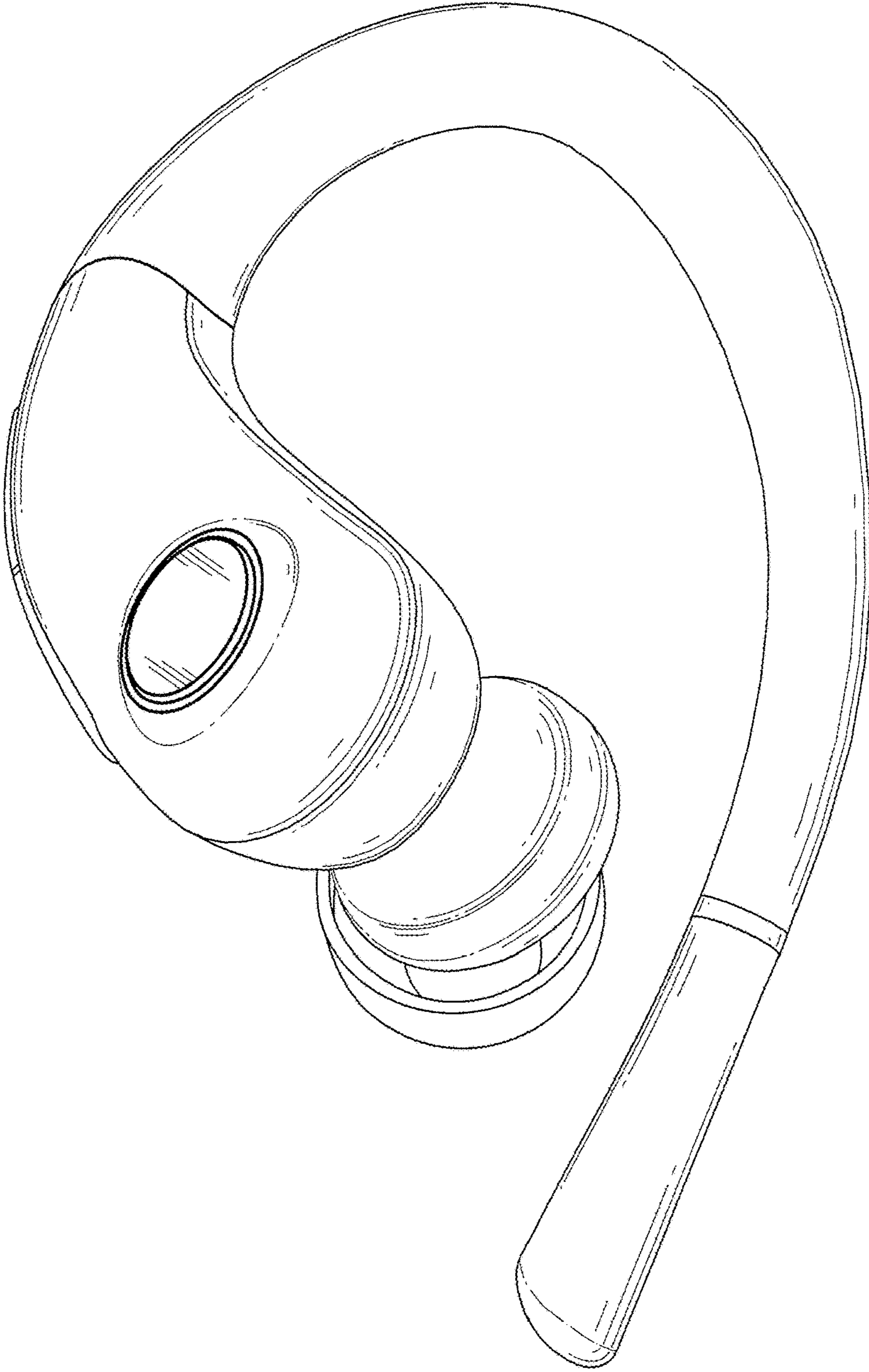


FIG. 8