



US00D843939S

(12) **United States Design Patent**
Xiong

(10) **Patent No.:** **US D843,939 S**

(45) **Date of Patent:** **** Mar. 26, 2019**

(54) **POWER INVERTER**

(71) Applicant: **Shenzhen Segre Electronics Co.,Ltd,**
Shenzhen (CN)

(72) Inventor: **Wanglong Xiong,** Shenzhen (CN)

(**) Term: **15 Years**

(21) Appl. No.: **29/611,565**

(22) Filed: **Jul. 23, 2017**

(51) **LOC (11) Cl.** **13-02**

(52) **U.S. Cl.**
USPC **D13/110**

(58) **Field of Classification Search**

USPC D13/110, 108, 118, 123, 162, 168, 169,
D13/174, 177, 184, 199; D14/257, 432,
D14/438; 174/16.3, 17 R, 17.08;
361/600, 601, 690, 694, 695, 679.01,
361/679.61, 704, 730; 363/141, 142
CPC H05K 5/00; H05K 5/02; H05K 5/0247;
H05K 7/00; H05K 7/20; H05K 7/20136;
H05K 7/20154; H05K 7/209; H05K
7/0042; H02M 7/00; H02M 7/003; H02M
2001/009; H02J 7/0042; Y10T 307/367
See application file for complete search history.

(56) **References Cited**

U.S. PATENT DOCUMENTS

5,949,640 A * 9/1999 Cameron H05K 5/0247
361/600

D427,146 S * 6/2000 Wei D13/110
D427,148 S * 6/2000 Wei D13/110
D692,827 S * 11/2013 Chen D13/110
D742,826 S * 11/2015 Hetzroni D13/110
D818,954 S * 5/2018 Lai D13/110

* cited by examiner

Primary Examiner — Derrick E Holland

(74) *Attorney, Agent, or Firm* — W&K IP

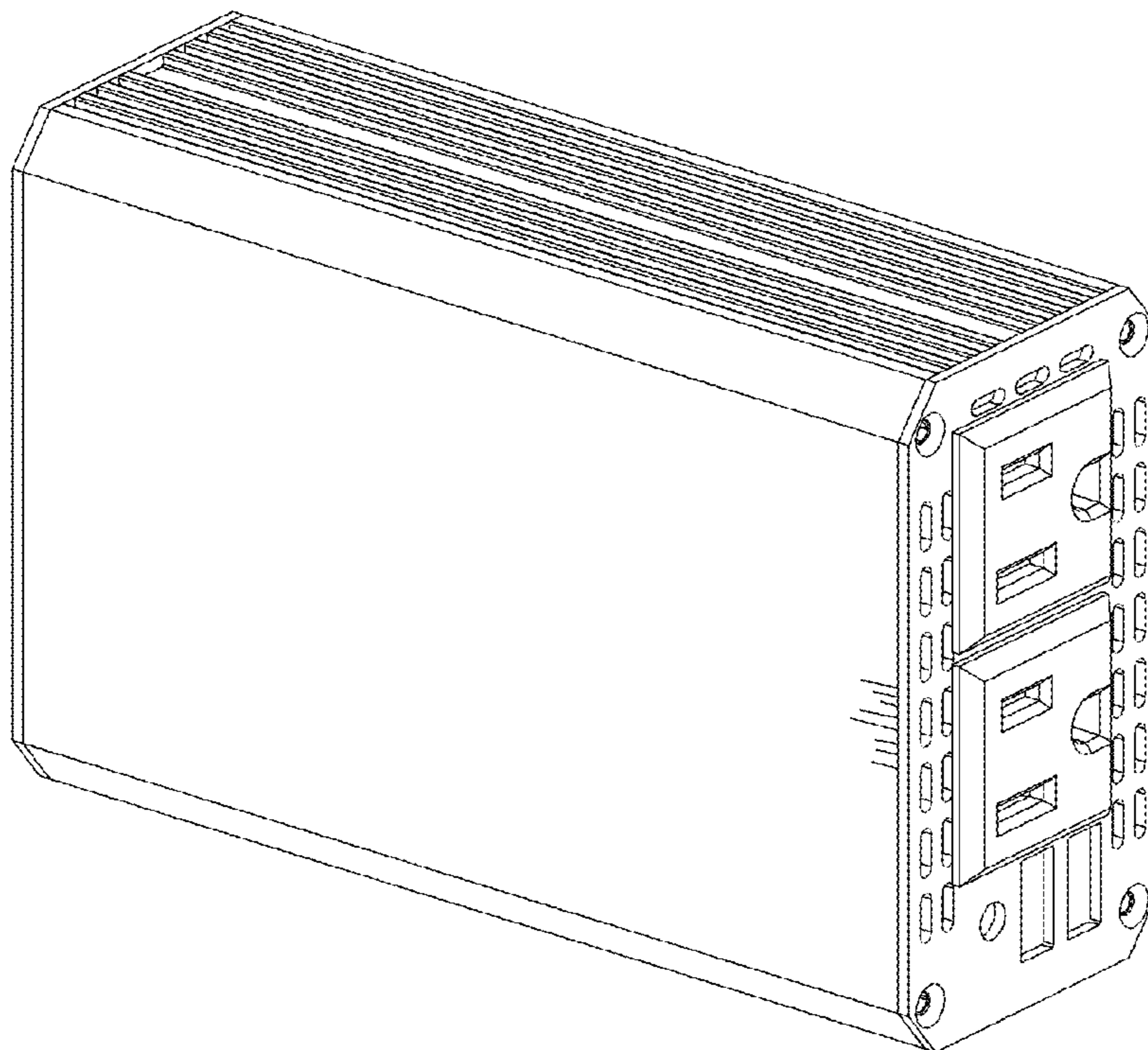
(57) **CLAIM**

The ornamental design for a power inverter, as shown and described.

DESCRIPTION

FIG. 1 is a perspective view of a power inverter showing my new design;
FIG. 2 is another perspective view thereof;
FIG. 3 is a front view thereof;
FIG. 4 is a back view thereof;
FIG. 5 is a left side view thereof;
FIG. 6 is a right side view thereof;
FIG. 7 is a top plan view thereof; and,
FIG. 8 is a bottom plan view thereof.

1 Claim, 8 Drawing Sheets



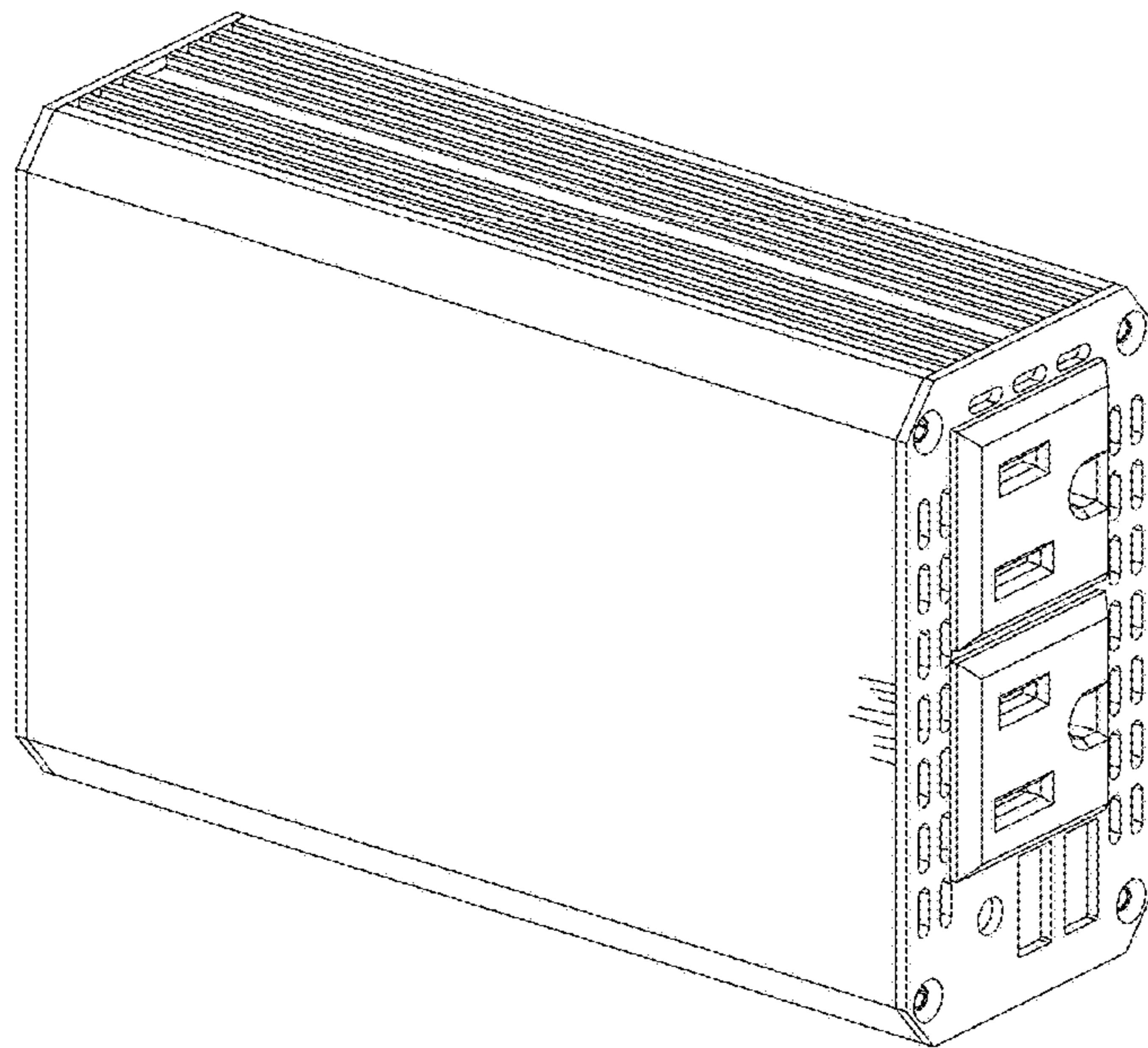


FIG.1

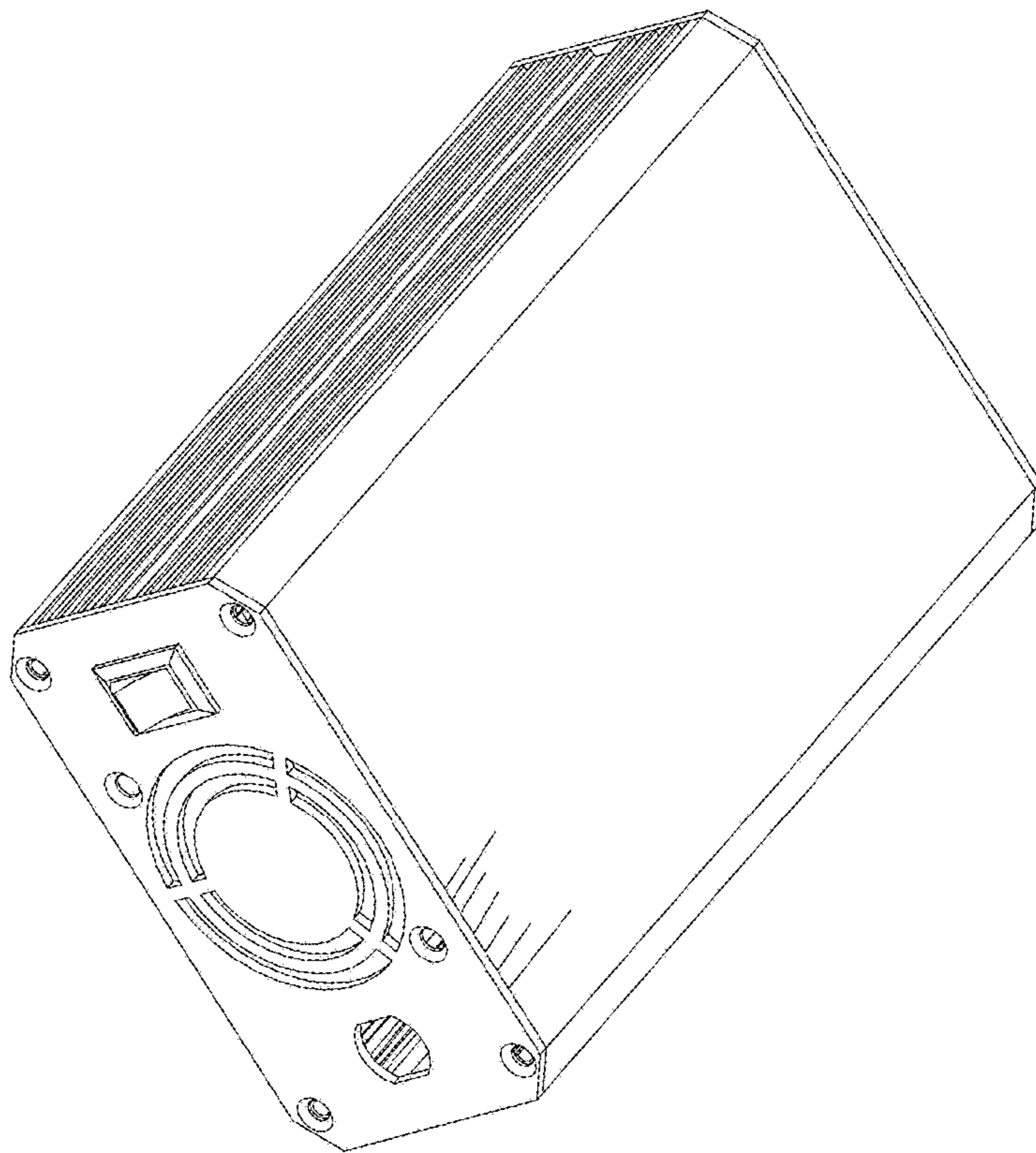


FIG.2

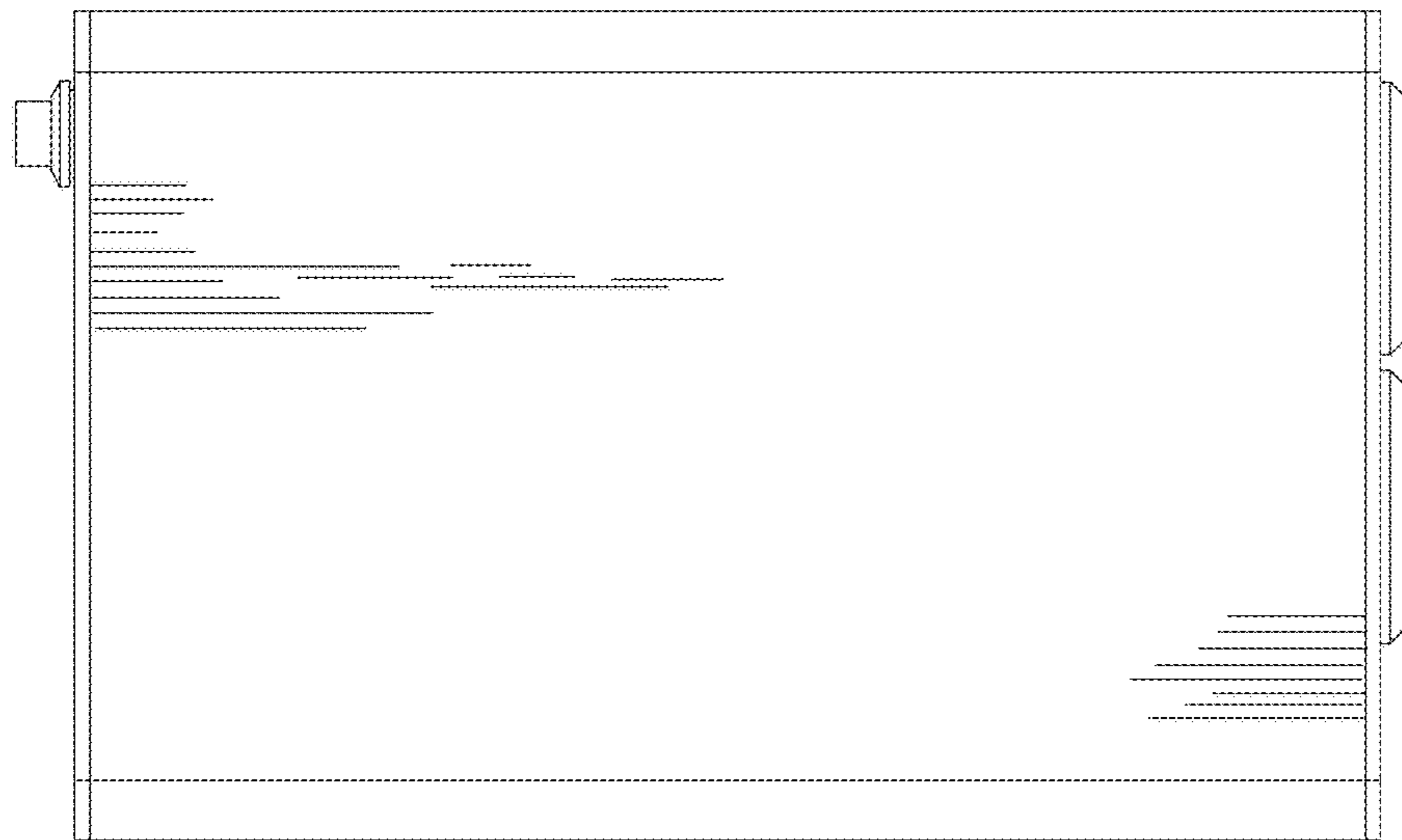


FIG.3




FIG. 4




FIG.5

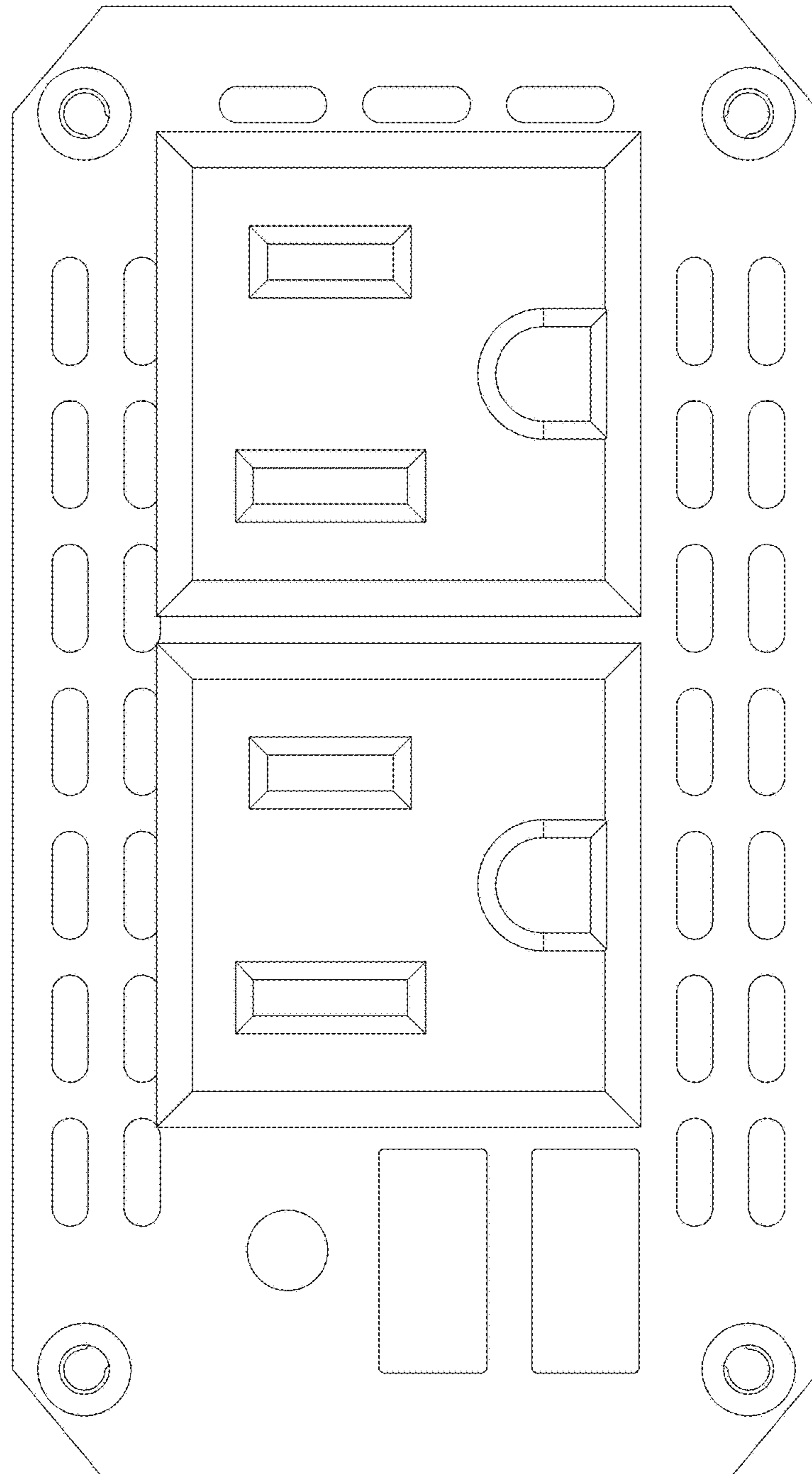


FIG.6




FIG. 7




FIG. 8