



US00D843938S

(12) **United States Design Patent** (10) **Patent No.:** **US D843,938 S**
Park et al. (45) **Date of Patent:** **** Mar. 26, 2019**

(54) **WIRELESS EARSET CASE**
(71) Applicant: **LG ELECTRONICS INC.**, Seoul (KR)
(72) Inventors: **Soonhyun Park**, Seoul (KR); **Dongsoon Kim**, Seoul (KR); **Hyunchul Kim**, Seoul (KR); **Sunmin Lee**, Seoul (KR)
(73) Assignee: **LG ELECTRONICS INC.**, Seoul (KR)
(**) Term: **15 Years**
(21) Appl. No.: **35/503,381**
(22) Filed: **Jan. 20, 2017**
(80) **Hague Agreement Data**
Int. Filing Date: **Jan. 20, 2017**
Int. Reg. No.: **DM/095245**
Int. Reg. Date: **Jan. 20, 2017**
Int. Reg. Pub. Date: **Jul. 21, 2017**

(30) **Foreign Application Priority Data**
Jul. 29, 2016 (KR) 30-2016-0037393
(51) **LOC (11) Cl.** **13-02**
(52) **U.S. Cl.**
USPC **D13/108**
(58) **Field of Classification Search**
USPC D13/108; D14/155, 167, 205, 209.1, D14/217, 223, 249, 250; D3/201, 273, D3/274, 318; D9/422, 432
CPC H04R 1/1016; H04R 1/105; H04R 2201/107; H04R 1/1058; H04R 2420/07; H04R 1/1075; H04R 25/60; H04R 25/658; H04R 1/1066; H04R 25/652; H04R 1/10
See application file for complete search history.


(56) **References Cited**
U.S. PATENT DOCUMENTS
D287,764 S * 1/1987 Topholm D24/174
5,029,723 A * 7/1991 Lo B65D 43/0222
220/231
D396,860 S * 8/1998 Yasutomi D10/119.2
D495,250 S * 8/2004 Learey D9/422
D547,051 S * 7/2007 Kirk, III D3/203.1
D602,919 S * 10/2009 Bodley D14/225
D616,753 S * 6/2010 Beam D9/420
D635,961 S * 4/2011 Gidden D14/223
D642,162 S * 7/2011 Wang D14/223
D664,522 S * 7/2012 Chen D14/223
D708,134 S * 7/2014 Druker D13/110
D718,737 S * 12/2014 Shadovitz D14/209.1
D730,581 S * 5/2015 Hwang D28/83
D731,781 S * 6/2015 Behar D3/201
D733,050 S * 6/2015 Chiang D13/103
D735,132 S * 7/2015 Donohue, II D13/108
(Continued)

Primary Examiner — Jennifer L Watkins
(74) *Attorney, Agent, or Firm* — Birch, Stewart, Kolasch & Birch, LLP


(57) **CLAIM**
The ornamental design for a wireless earset case, as shown and described.

DESCRIPTION
1. Wireless earset case
1.1 : Perspective
1.2 : Front
1.3 : Back
1.4 : Left
1.5 : Right
1.6 : Top
1.7 : Bottom
1.8 : Reference, showing the wireless earset case in an open position in an environment of use
The broken lines shown in figure 1.8 depict portions of the wireless earset case and environment that form no part of the claimed design.

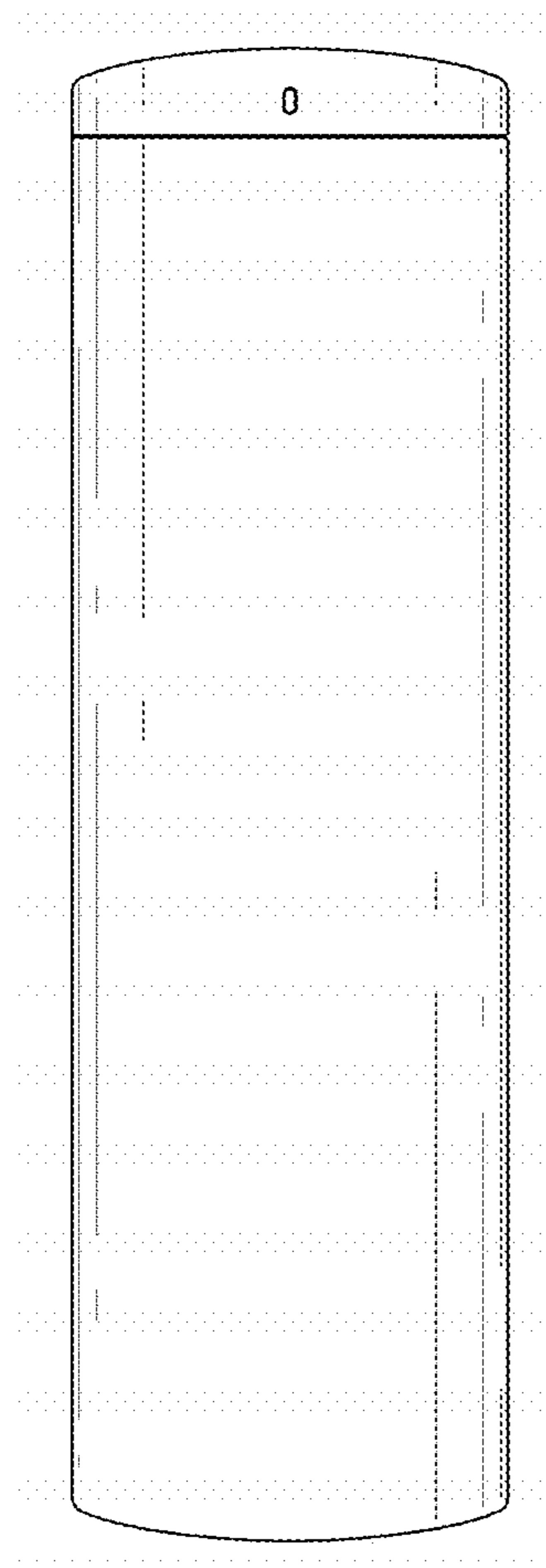
1 Claim, 7 Drawing Sheets




1.1




1.2




1.3



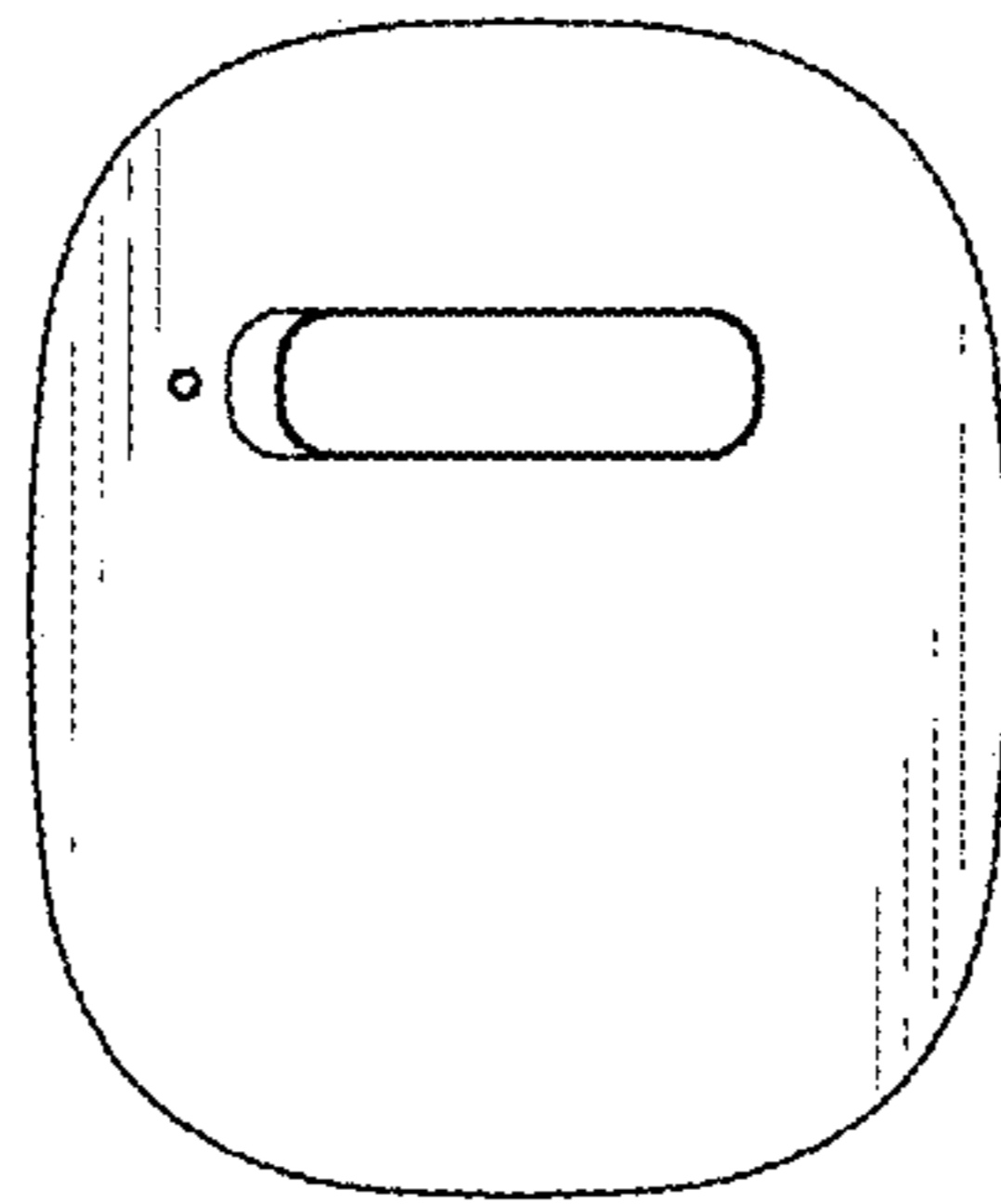
1.4



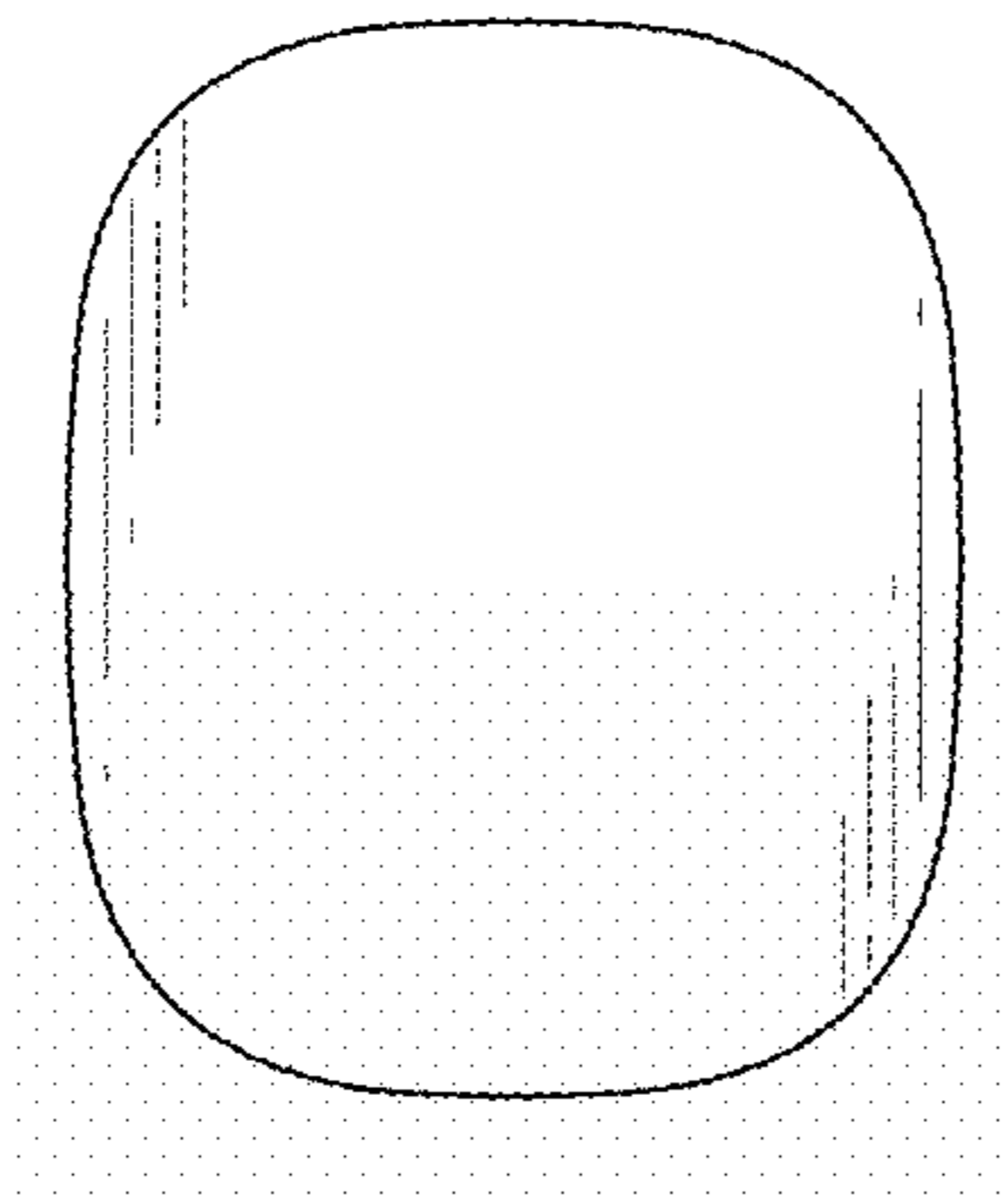
1.5



1.6



1.7



1.8

