



US00D843926S

(12) **United States Design Patent**
Bonko et al.

(10) **Patent No.:** **US D843,926 S**

(45) **Date of Patent:** **** Mar. 26, 2019**

- (54) **TIRE**
- (71) Applicant: **The Goodyear Tire & Rubber Company**, Akron, OH (US)
- (72) Inventors: **Mark Leonard Bonko**, Uniontown, OH (US); **Max Harold Dixon**, Kent, OH (US)
- (73) Assignee: **The Goodyear Tire & Rubber Company**, Akron, OH (US)
- (**) Term: **15 Years**
- (21) Appl. No.: **29/608,883**
- (22) Filed: **Jun. 27, 2017**
- (51) **LOC (11) Cl.** **12-15**
- (52) **U.S. Cl.**
USPC **D12/579**
- (58) **Field of Classification Search**
USPC D12/544, 545, 579, 580, 600
CPC B60C 11/11
See application file for complete search history.

D388,844 S	1/1998	Bonko	D12/146
D402,245 S	12/1998	Bonko et al.	D12/149
D405,404 S	2/1999	Bonko	D12/147
D405,406 S	2/1999	Bonko	D12/151
D410,873 S	6/1999	Bonko	D12/151
D412,687 S	8/1999	Ratliff, Jr.	D12/147
D413,287 S	8/1999	Brown et al.	D12/147

(Continued)

Primary Examiner — Robert M. Spear

(74) *Attorney, Agent, or Firm* — Robert N. Lipsik

(57) **CLAIM**

The ornamental design for a tire, as shown and described.

DESCRIPTION

FIG. 1 is a perspective view of a tire showing our new design, it being understood that the pattern repeats uniformly throughout the circumference of the tread;

FIG. 2 is a front elevational view thereof;

FIG. 3 is a right side elevational view thereof; the left side elevational view being identical thereto;

FIG. 4 is an enlarged fragmentary front elevational view thereof;

FIG. 5 is a perspective view of a second embodiment of a tire showing our new design, it being understood that the interior of the tire forms no part of the claim, that the pattern repeats uniformly throughout the circumference of the tread and that the opposite side view is identical thereto; and,

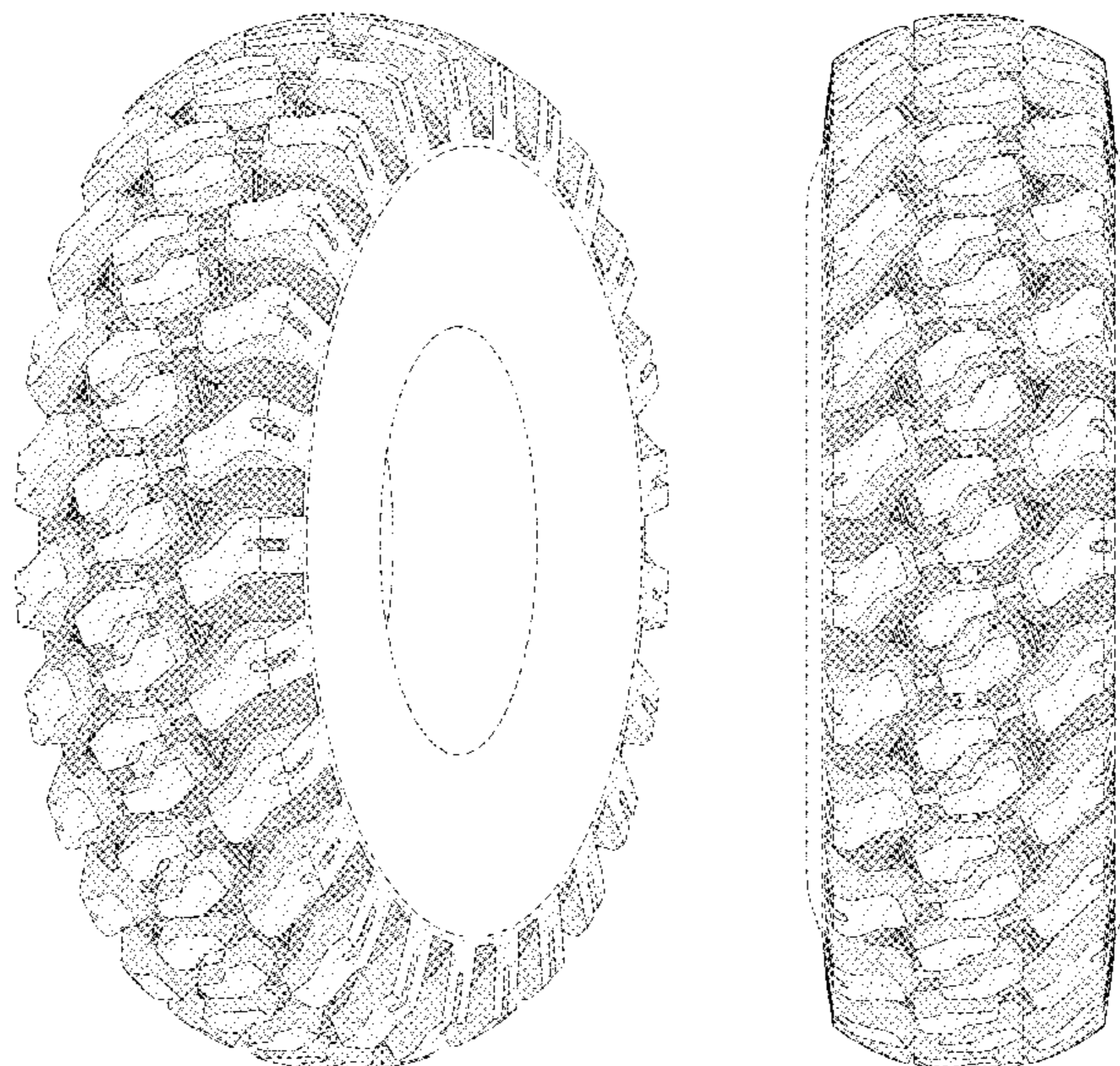
FIG. 6 is a front elevational view of a second embodiment, it being understood that an enlarged fragmentary view thereof would be substantially identical to that shown in FIG. 4, with the exception of the inclusion of the sidewall in the claim.

In the drawings, the broken lines immediately adjacent to the outer edges of the tire shoulder represent boundaries of the claim, and the broken lines depict environmental subject matter only and form no part of the claimed design.

1 Claim, 6 Drawing Sheets

(56) **References Cited**
U.S. PATENT DOCUMENTS

D219,799 S	1/1971	Sons, Jr.	
D308,503 S	6/1990	Georges et al.	D12/146
D309,125 S	7/1990	Bonko et al.	D12/151
D312,064 S	11/1990	Duncan	D12/151
D346,993 S	5/1994	Bonko et al.	D12/151
D360,862 S	8/1995	Bonko et al.	D12/151
D363,906 S	11/1995	Bonko et al.	D12/147
D363,907 S	11/1995	Bonko	D12/151
D367,448 S	2/1996	Baus et al.	D12/146
D367,631 S	3/1996	Bonko	D12/147
D377,923 S	2/1997	Bonko	D12/147
D383,427 S	9/1997	Bonko	D12/151
D385,239 S	10/1997	Bonko	D12/146
D388,032 S	12/1997	Bonko	D12/146



(56)

References Cited

U.S. PATENT DOCUMENTS

D413,288 S	8/1999	Brown et al.	D12/147
D413,557 S	9/1999	Bonko	D12/146
D415,722 S	10/1999	Weed et al.	D12/147
D430,832 S *	9/2000	Edwards	D12/579
D446,479 S	8/2001	Bonko	D12/147
D450,020 S	11/2001	Takagi	D12/147
D457,482 S	5/2002	Rooney et al.	D12/544
D487,055 S	2/2004	Rooney et al.	D12/579
D487,056 S	2/2004	Rooney et al.	D12/579
D487,057 S	2/2004	Rooney et al.	D12/579
D496,328 S	9/2004	Shondel et al.	D12/579
D511,738 S	11/2005	Maxwell	D12/544
D544,830 S	6/2007	Umstot et al.	D12/579
D548,172 S	8/2007	Dixon et al.	D12/579
D556,672 S	12/2007	Umstot et al.	D12/579
D571,713 S	6/2008	Rodicq et al.	D12/579
D578,956 S	10/2008	Dixon et al.	D12/579
D578,957 S	10/2008	Bonko et al.	D12/579
D580,347 S	11/2008	Lo	D12/579
D606,005 S	12/2009	Cerny	D12/544
D633,859 S	3/2011	Shan et al.	D12/579
D664,914 S	8/2012	Dixon et al.	D12/579
D737,197 S *	8/2015	Wang	D12/579
D772,790 S *	11/2016	Scheifele	D12/579
D786,782 S	5/2017	Dixon et al.	D12/563
D788,023 S *	5/2017	Parr	D12/579
D792,837 S *	7/2017	Thompson	D12/579
D799,410 S *	10/2017	Sato	D12/600
D810,669 S *	2/2018	Johnson	D12/579
D816,018 S *	4/2018	Chiang	D12/579

* cited by examiner

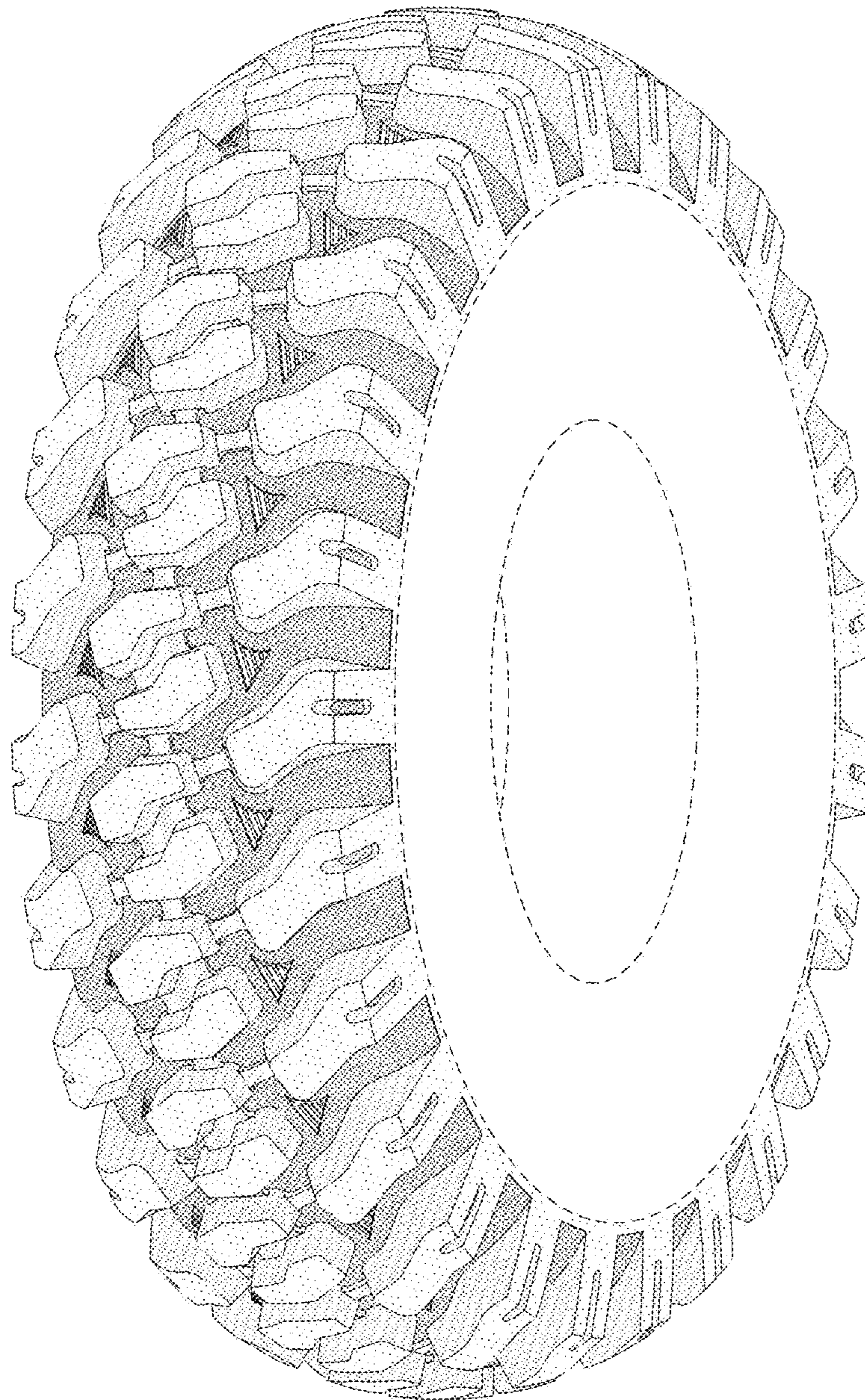


FIG - 1

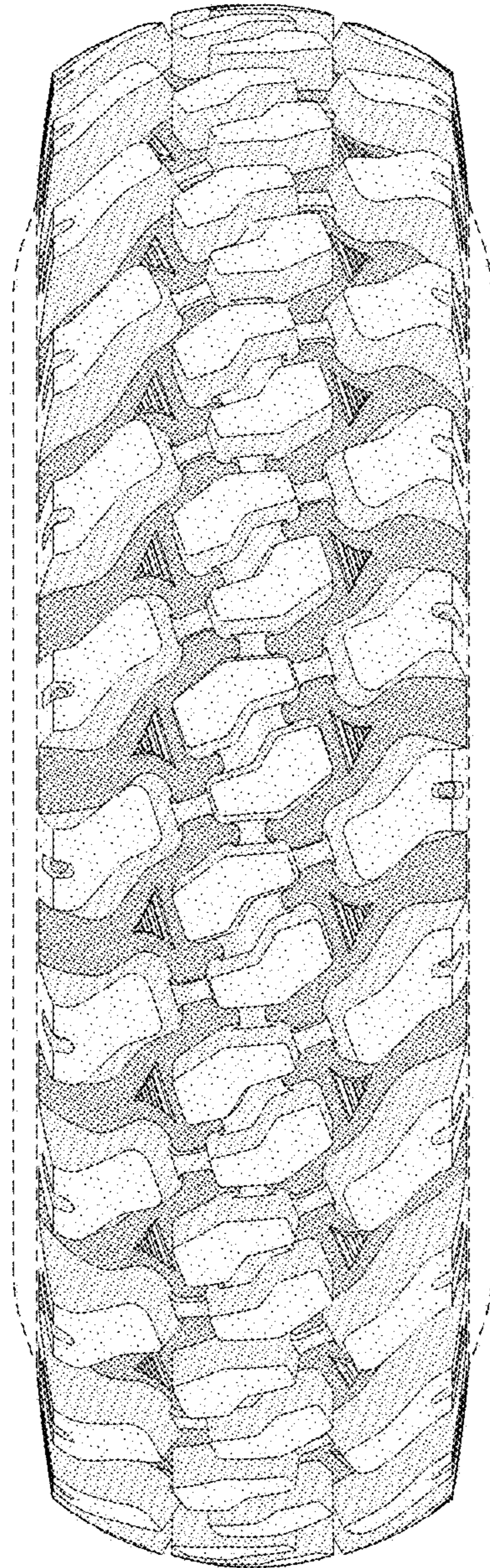


FIG - 2




FIG - 3

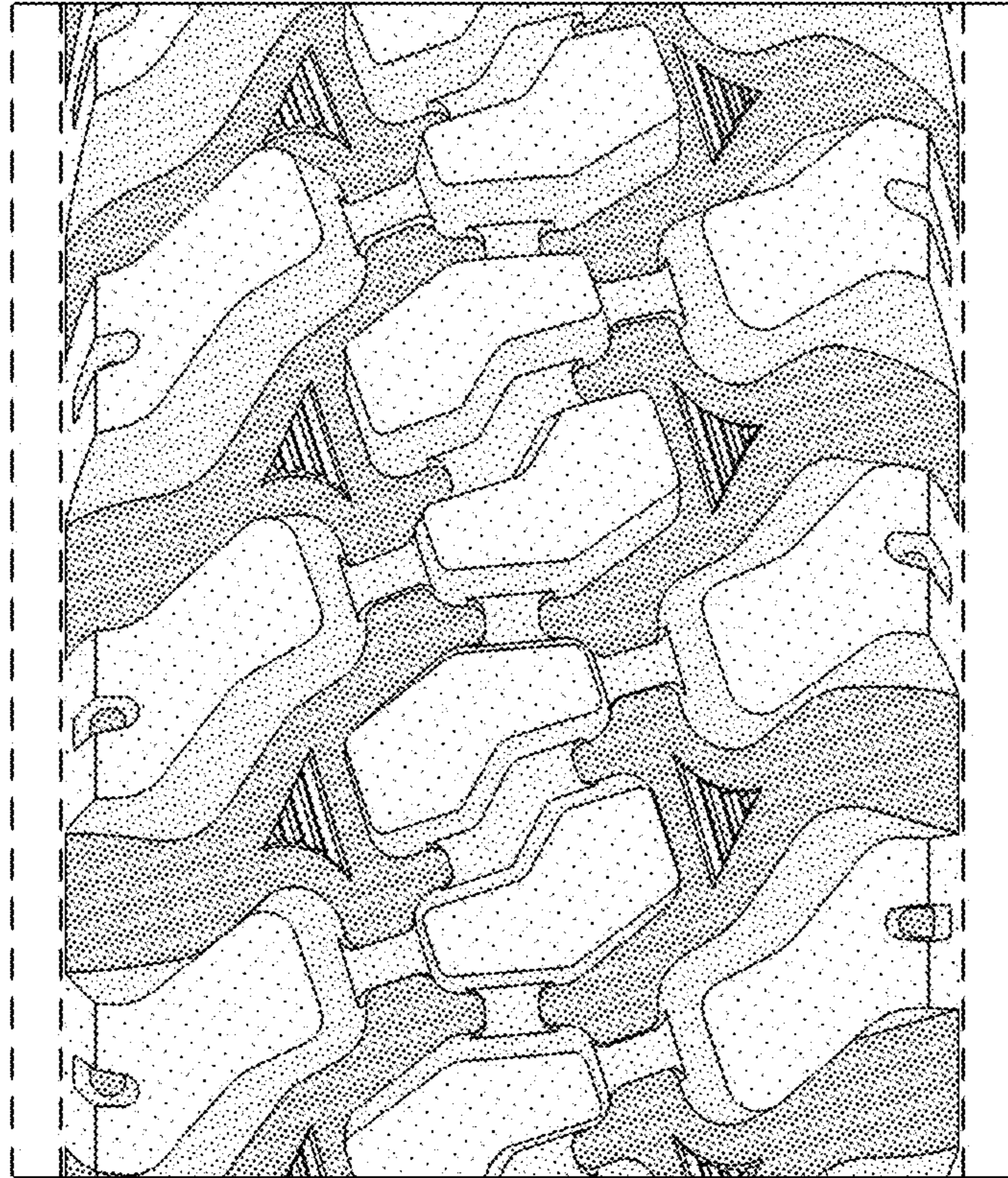


FIG - 4

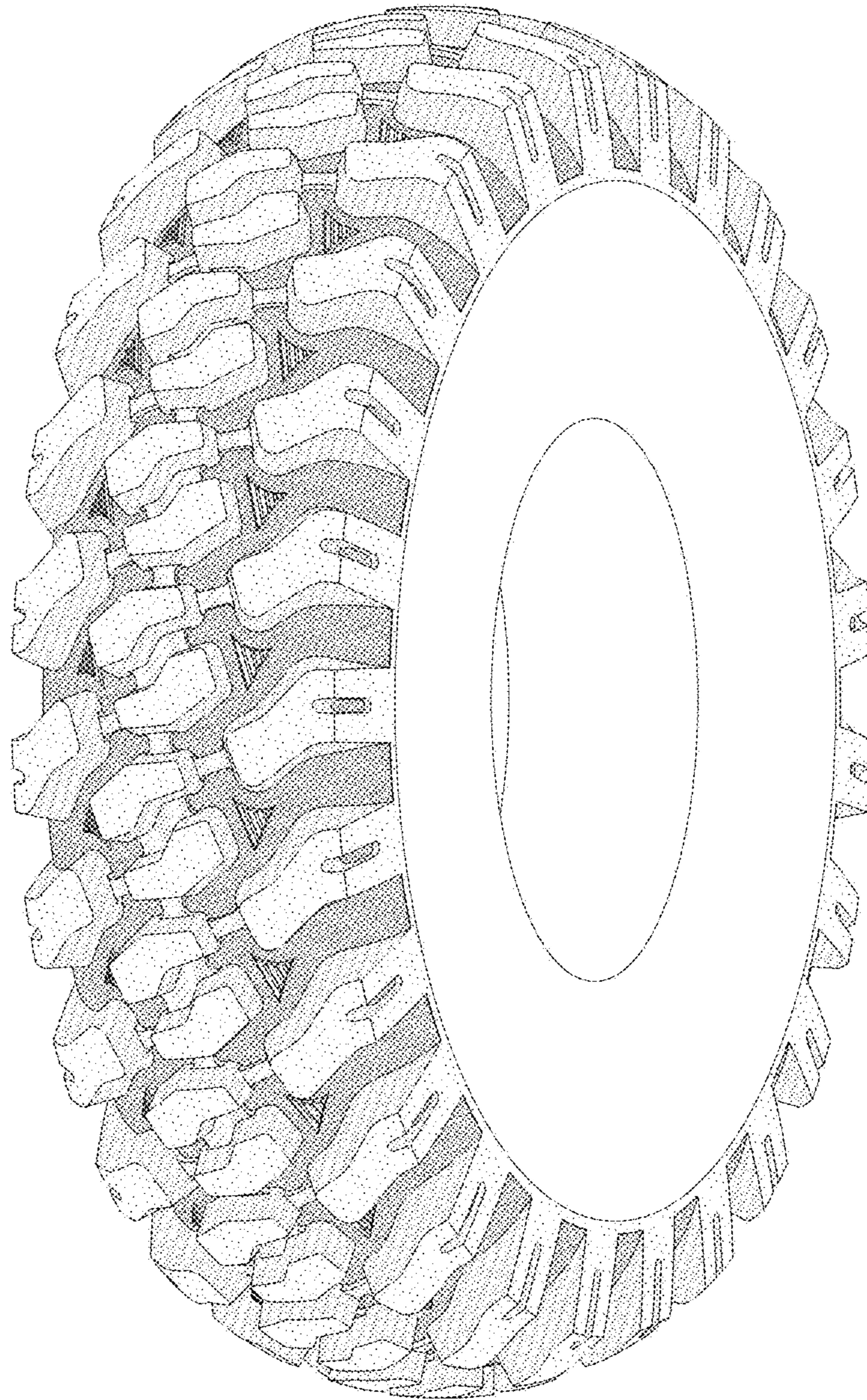


FIG - 5

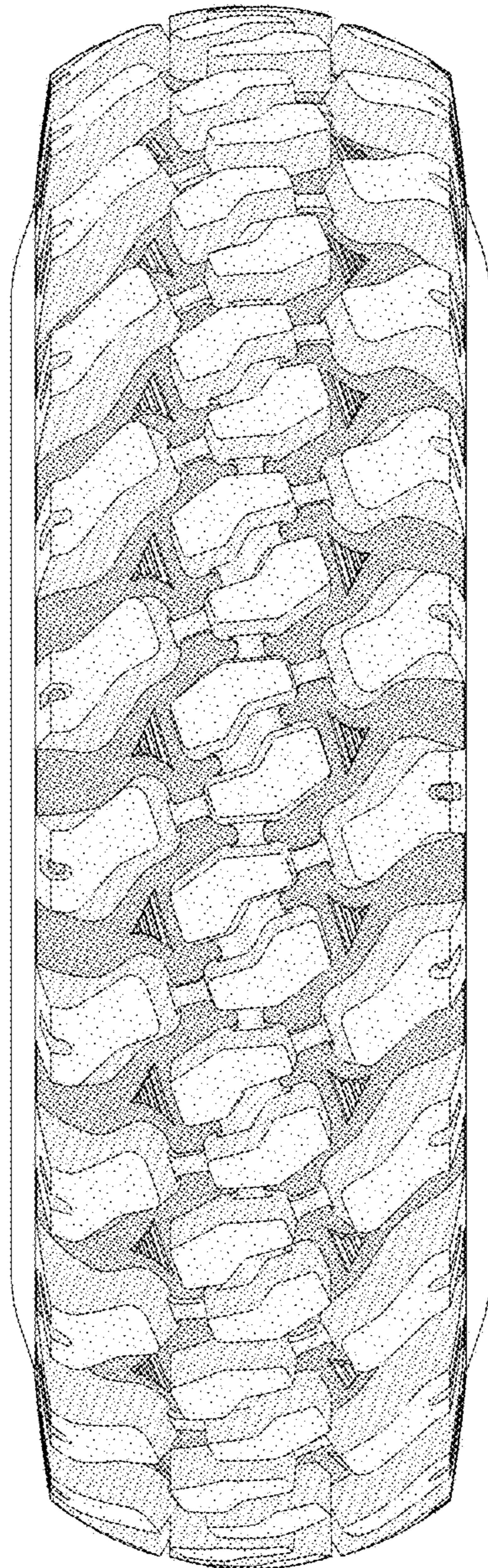


FIG - 6