



US00D843917S

(12) **United States Design Patent** (10) **Patent No.:** **US D843,917 S**
Schlup, Jr. et al. (45) **Date of Patent:** **** Mar. 26, 2019**

(54) **HEADACHE RACK HAVING DIAMOND FRAME**

(71) Applicant: **Full Vision, Inc.**, Newton, KS (US)

(72) Inventors: **Kenneth G. Schlup, Jr.**, Newton, KS (US); **Scott Marshall**, Hutchinson, KS (US)

(73) Assignee: **Full Vision, Inc.**, Newton, KS (US)

(**) Term: **15 Years**

(21) Appl. No.: **29/631,984**

(22) Filed: **Jan. 4, 2018**

Related U.S. Application Data

(62) Division of application No. 29/553,401, filed on Feb. 1, 2016, now Pat. No. Des. 809,990.

(51) **LOC (11) Cl.** **12-16**

(52) **U.S. Cl.**
USPC **D12/222**

(58) **Field of Classification Search**
USPC D12/222, 223, 400, 401, 406, 412, 414, D12/86, 93, 101; D6/552, 31
CPC . B60J 1/06; B60R 27/00; B60R 21/02; B60Q 1/0483; B62D 33/02
See application file for complete search history.

(56) **References Cited**

U.S. PATENT DOCUMENTS

D633,856 S *	3/2011	Kennedy	D12/412
D644,591 S *	9/2011	Andonian	D12/406
D647,025 S *	10/2011	Kennedy	D12/406
D669,840 S *	10/2012	Gros	D12/406
D717,230 S *	11/2014	Fichter	D12/414
D722,007 S *	2/2015	Ting	D12/414
D731,399 S *	6/2015	Bluhm	D12/406

D809,990 S *	2/2018	Schlup, Jr.	D12/222
2005/0093320 A1 *	5/2005	Brauer	B62D 33/0207
				296/3
2016/0325691 A1 *	11/2016	Petru	B60R 9/045
2018/0118148 A1 *	5/2018	Parzyck	B60R 21/02

* cited by examiner

Primary Examiner — Katrina A Betton

(74) *Attorney, Agent, or Firm* — Hovey Williams LLP

(57) **CLAIM**

The ornamental design for a headache rack having diamond frame, as shown and described.

DESCRIPTION

FIG. 1 is a rear perspective view of a headache rack having diamond frame embodying our design, but with all but one of the corners of the frame being shown in broken lines for illustrative purposes only and forming no part of the claimed design;

FIG. 2 is a front perspective view of the headache rack as shown in FIG. 1;

FIG. 3 is a rear elevation view of the headache rack as shown in FIGS. 1 and 2, but with the internal grate and most of the unclaimed portion of the frame being removed so as to show principally just the bend, and with the front elevation view of the bend being a mirror image thereof;

FIG. 4 is a right side (interior) elevation view of the headache rack as depicted in FIG. 3;

FIG. 5 is a left side (exterior) elevation view of the headache rack as depicted in FIGS. 3 and 4;

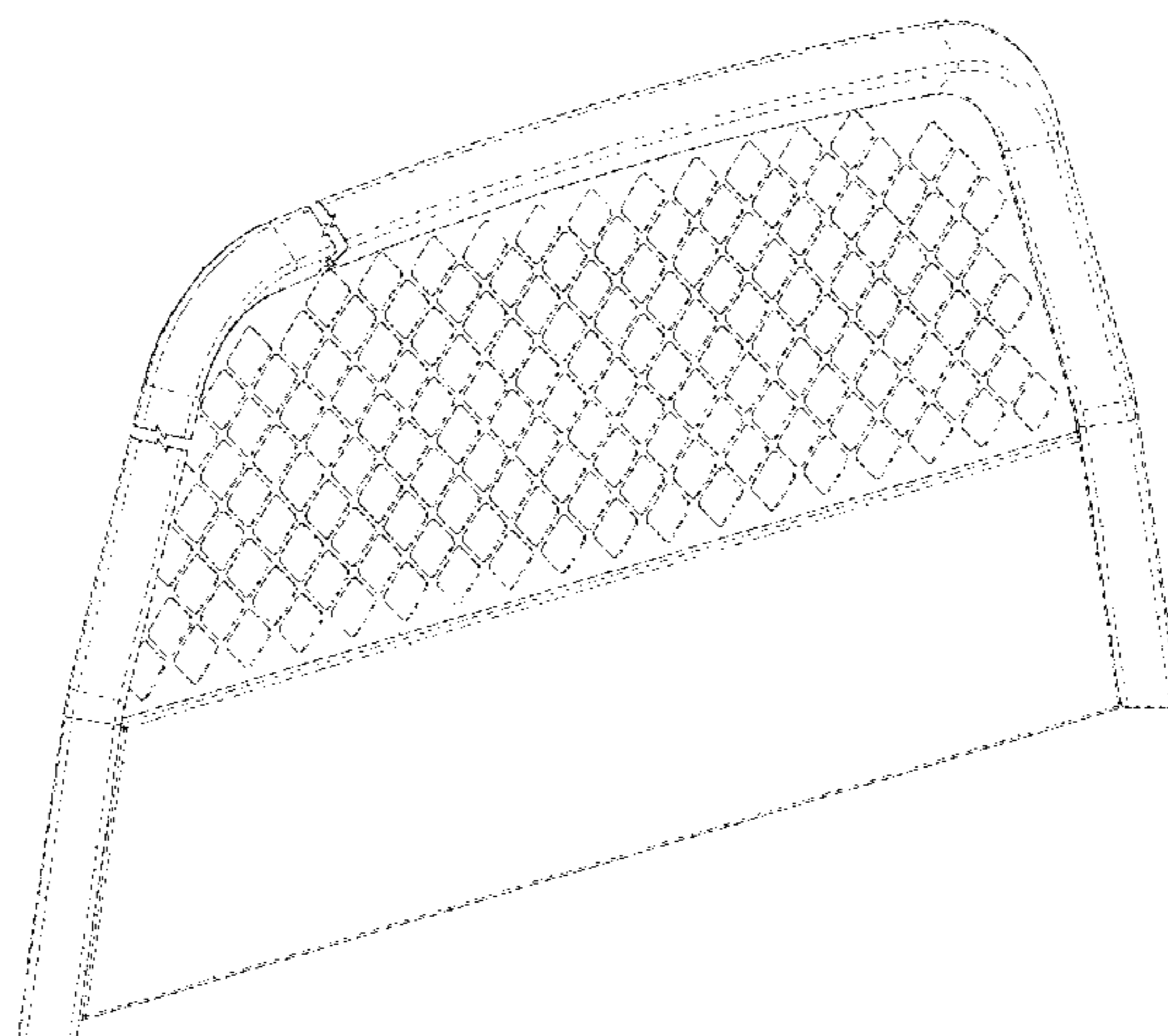
FIG. 6 is a top elevation view of the headache rack as depicted in FIGS. 3-5; and,

FIG. 7 is a bottom elevation view of the headache rack as depicted in FIGS. 3-6.

In the drawings, the broken lines depict portions of the article that form no part of the claimed design.

None of the broken lines form part of the claimed design.

1 Claim, 3 Drawing Sheets



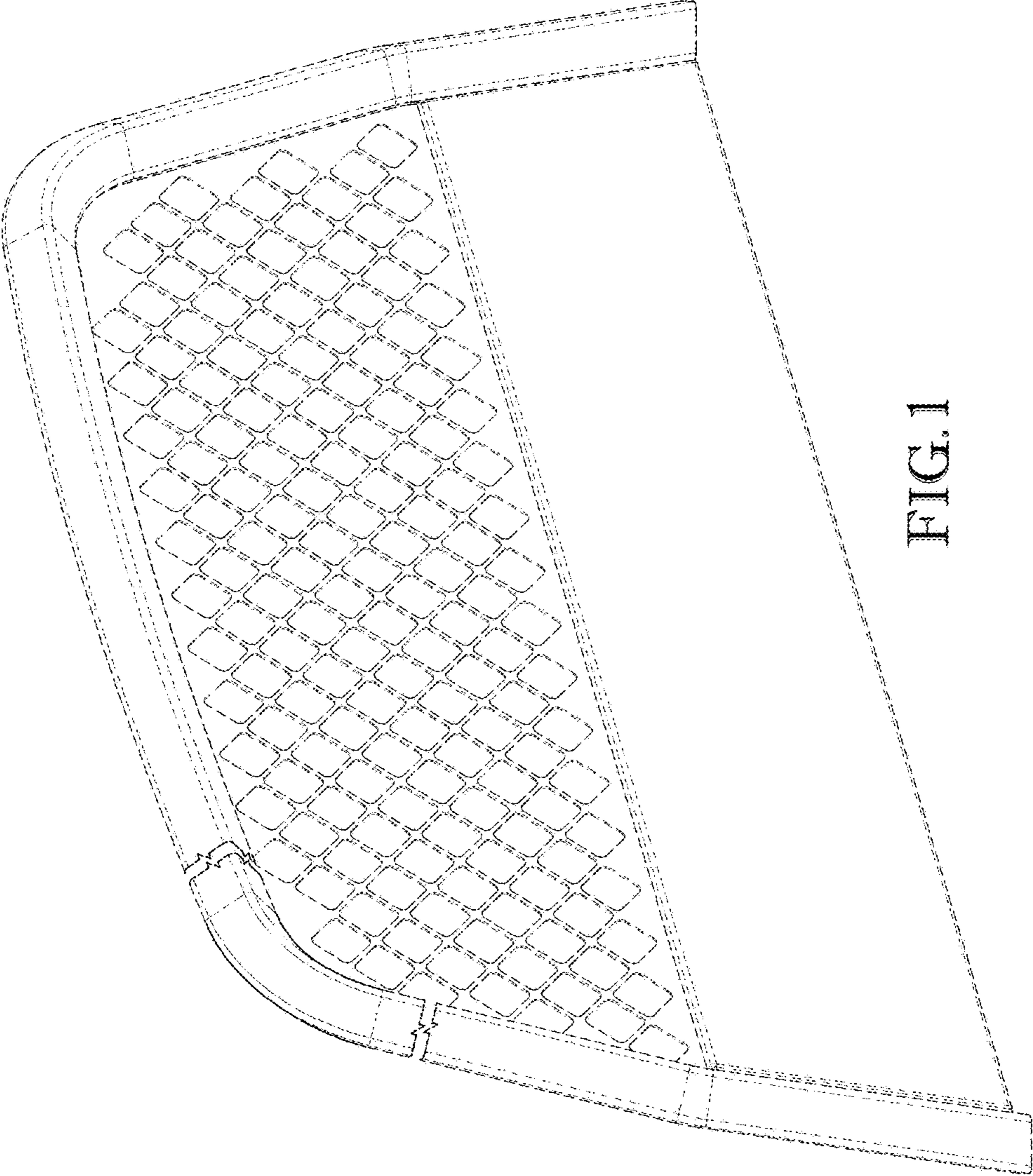


FIG. 1

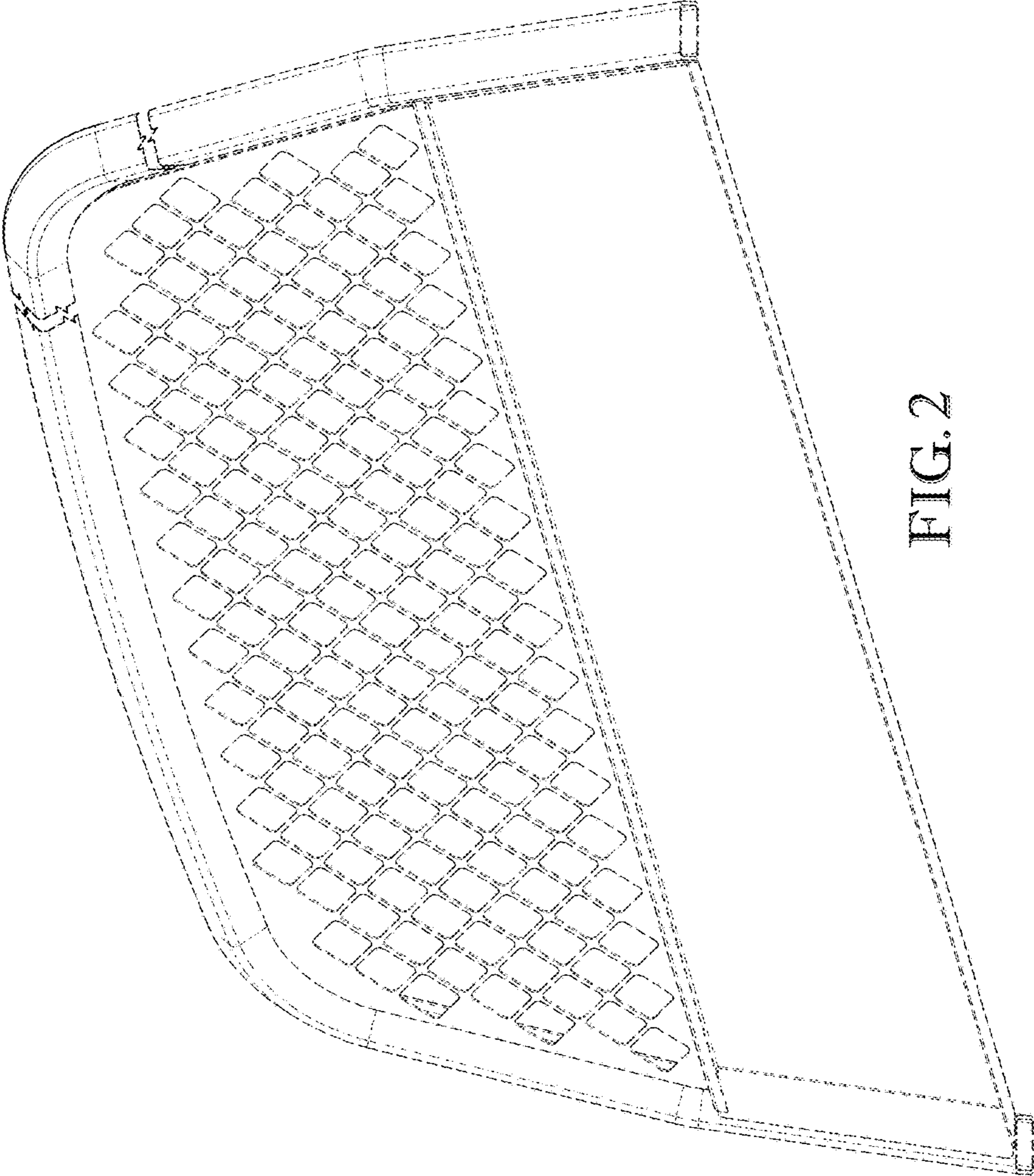


FIG. 2

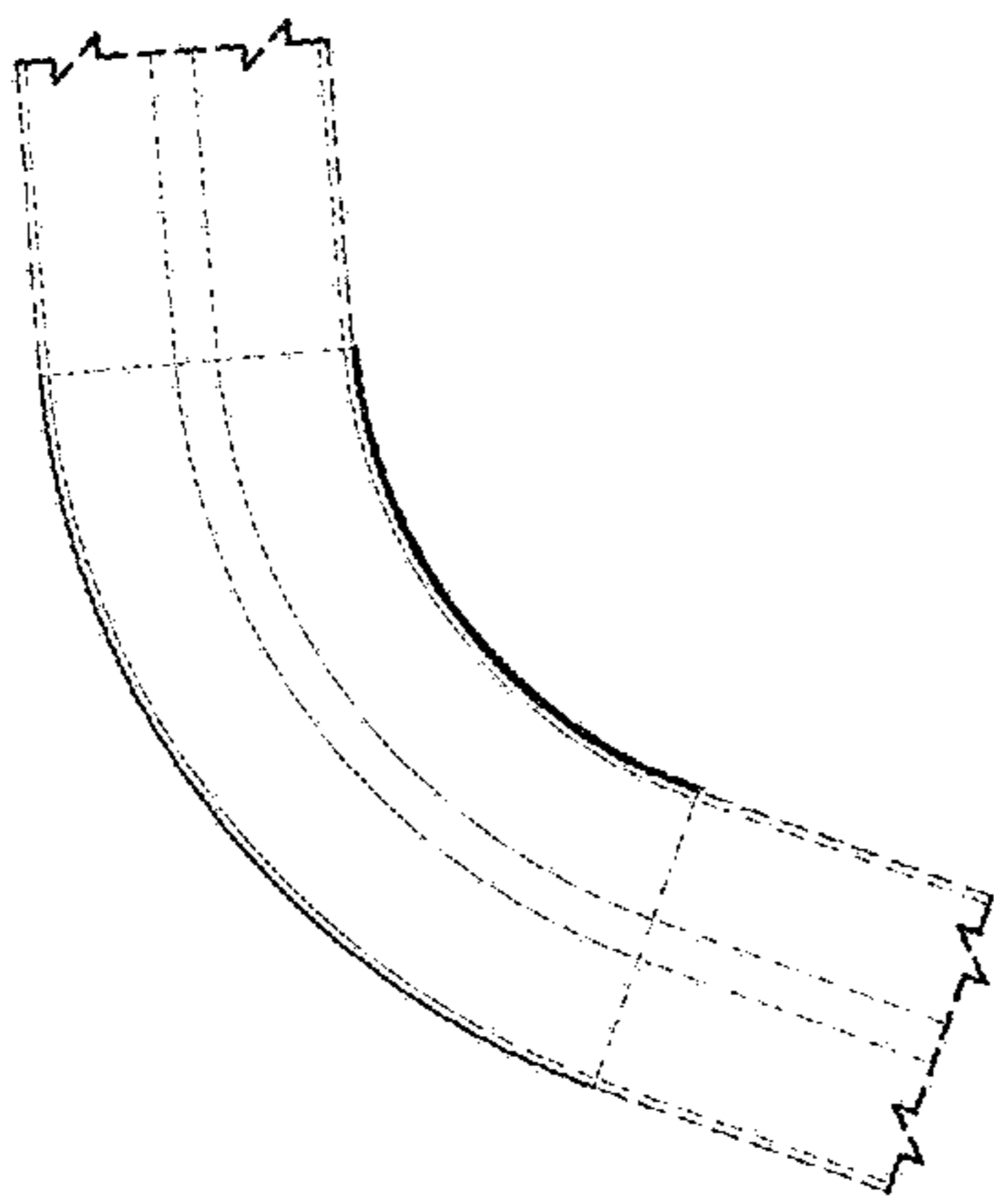


FIG. 3

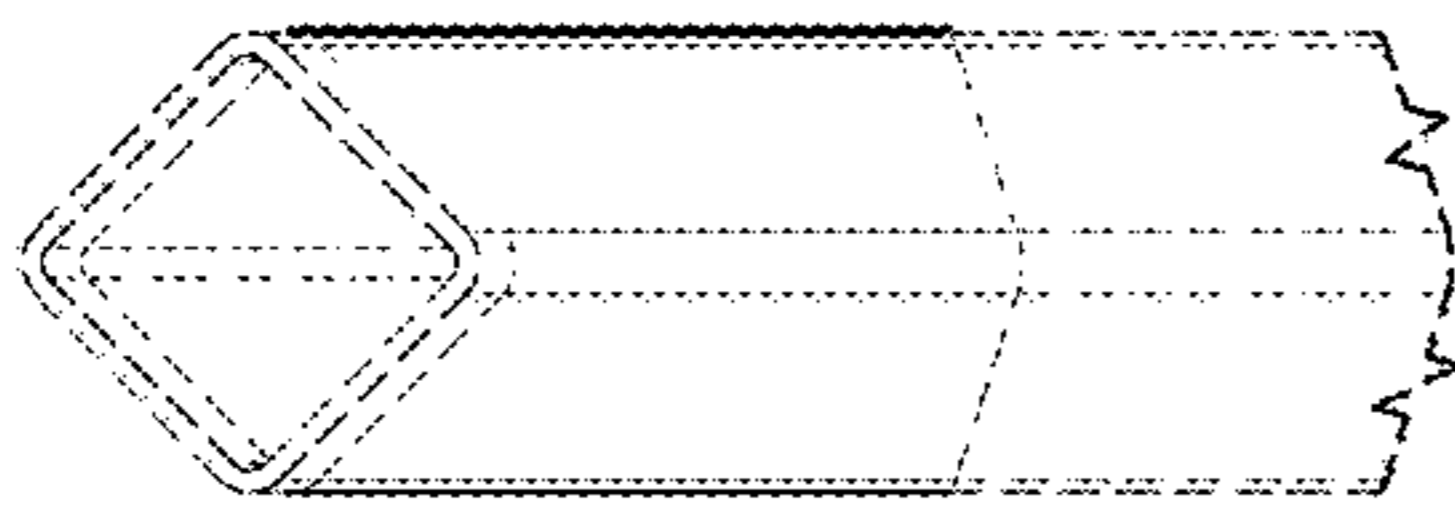


FIG. 4

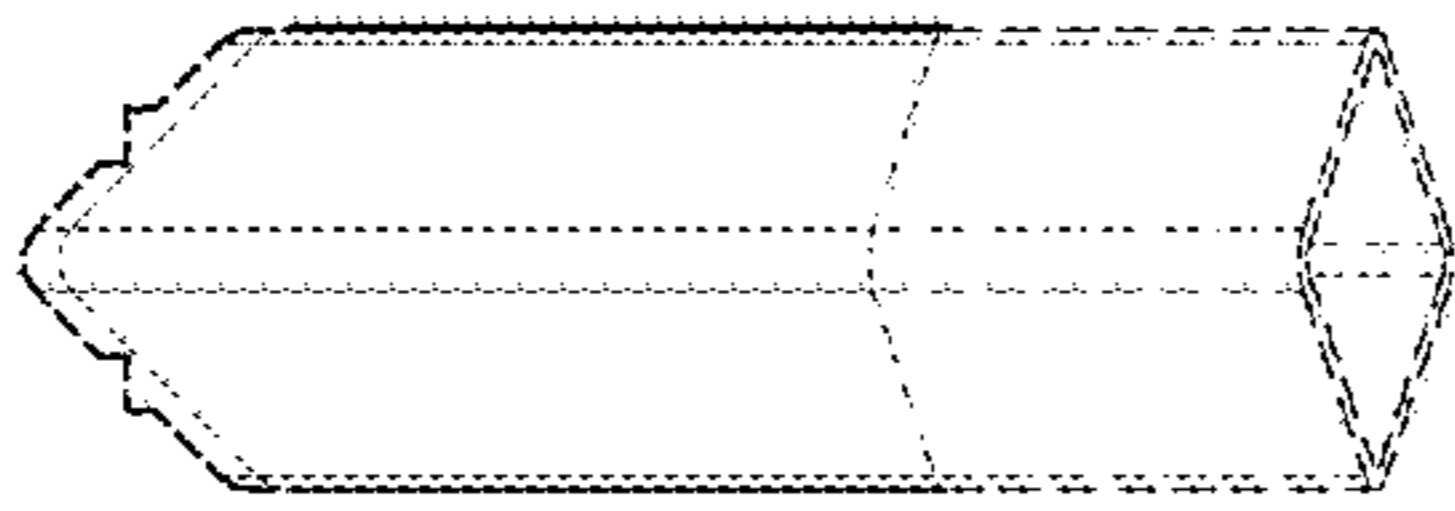


FIG. 5




FIG. 6




FIG. 7