



US00D843911S

(12) **United States Design Patent**
Hans et al.

(10) **Patent No.:** **US D843,911 S**

(45) **Date of Patent:** **** Mar. 26, 2019**

(54) **WHEEL OR WHEEL COVER**

(71) Applicant: **Daimler AG**, Stuttgart (DE)

(72) Inventors: **Bernhard Hans**, Kirchberg (DE);
Csaba Wittinger, Ludwigsburg (DE)

(73) Assignee: **Daimler AG**, Stuttgart (DE)

(**) Term: **15 Years**

(21) Appl. No.: **29/615,025**

(22) Filed: **Aug. 25, 2017**

(30) **Foreign Application Priority Data**

Feb. 28, 2017 (EM) 003772888-0003

Feb. 28, 2017 (EM) 003772888-0005

(51) **LOC (11) Cl.** **12-16**

(52) **U.S. Cl.**

USPC **D12/209**

(58) **Field of Classification Search**

USPC D12/204–213; D21/533, 561, 563

CPC B60B 7/00; B60B 7/02; B60B 7/04; B60B

7/06; B60B 3/02; B60B 3/04; B60B 3/06;

B60B 3/10; B60B 1/00; B60B 1/08;

B60B 1/10; B60B 1/12

See application file for complete search history.

(56) **References Cited**

U.S. PATENT DOCUMENTS

D450,649 S * 11/2001 Penzes D12/211

D456,332 S * 4/2002 Vian D12/211

D466,851 S * 12/2002 Pfeiffer D12/211

D504,101 S * 4/2005 Pfeiffer D12/211

D556,113 S * 11/2007 Celik D12/211

D638,766 S * 5/2011 Hilpert D12/211

D731,945 S * 6/2015 Kern D12/211

D744,931 S * 12/2015 Curic D12/211

D751,481 S * 3/2016 Chung D12/209

D763,766 S * 8/2016 Alfonso D12/211

D766,155 S * 9/2016 Wheel D12/211

D781,204 S * 3/2017 Peat D12/211

D781,206 S * 3/2017 Giolito D12/211

D784,235 S * 4/2017 Kim D12/211

D802,511 S * 11/2017 Gallert D12/211

D820,763 S * 6/2018 Badstuebner D12/211

D832,178 S * 10/2018 Hodges D12/211

D835,026 S * 12/2018 Valencia Pollex D12/209

* cited by examiner

Primary Examiner — Sheryl Lane

Assistant Examiner — Calvin E Vansant

(74) *Attorney, Agent, or Firm* — Crowell & Moring LLP

(57) **CLAIM**

The ornamental design for a wheel or wheel cover, as shown and described.

DESCRIPTION

This application contains subject matter related to the following co-pending U.S. design patent application:

Application Ser. No. 29/615,023, filed herewith and entitled “Wheel or Wheel Cover”.

FIG. 1 is a front view of a first embodiment of a wheel or wheel cover according to the design; and

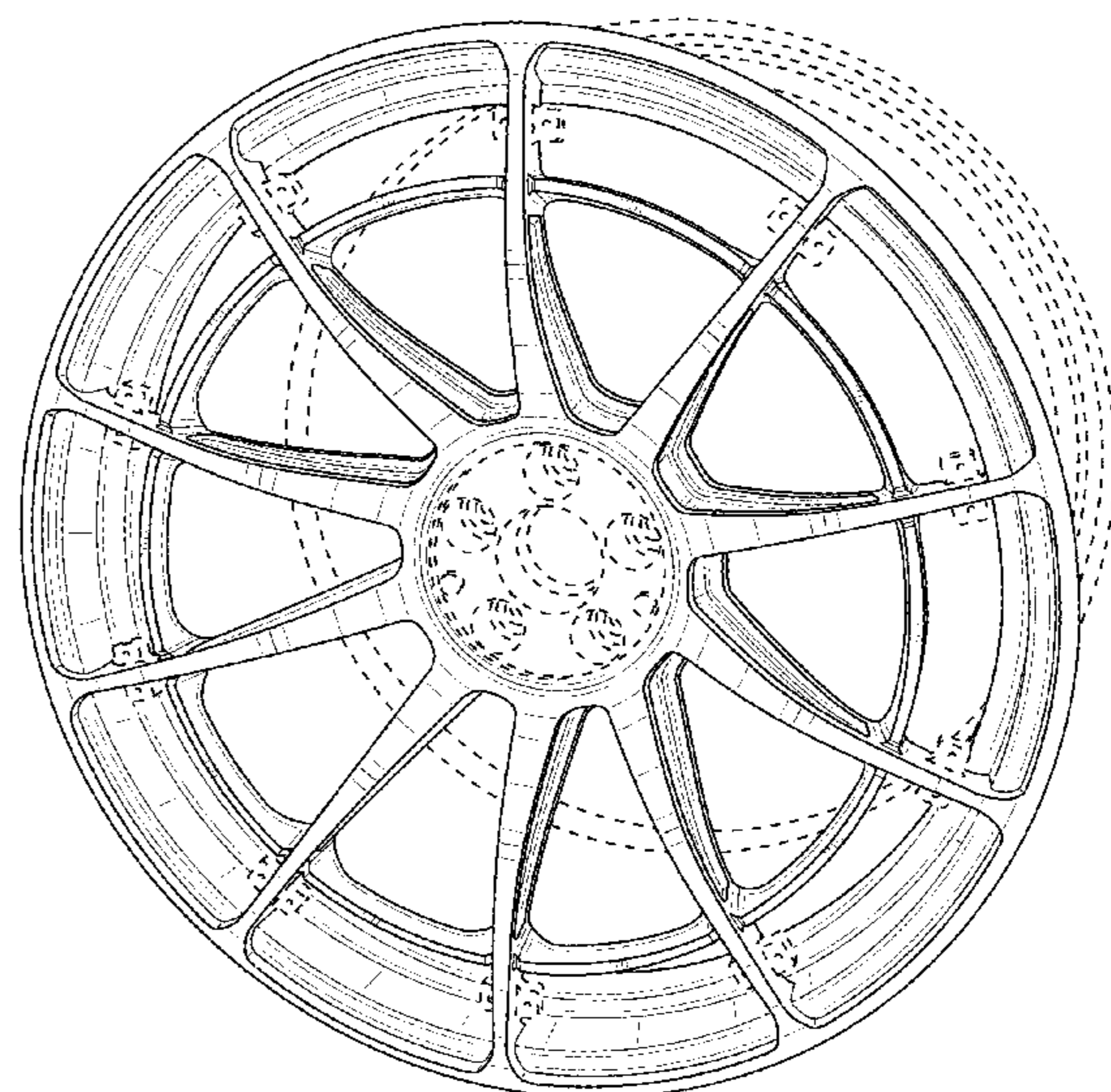
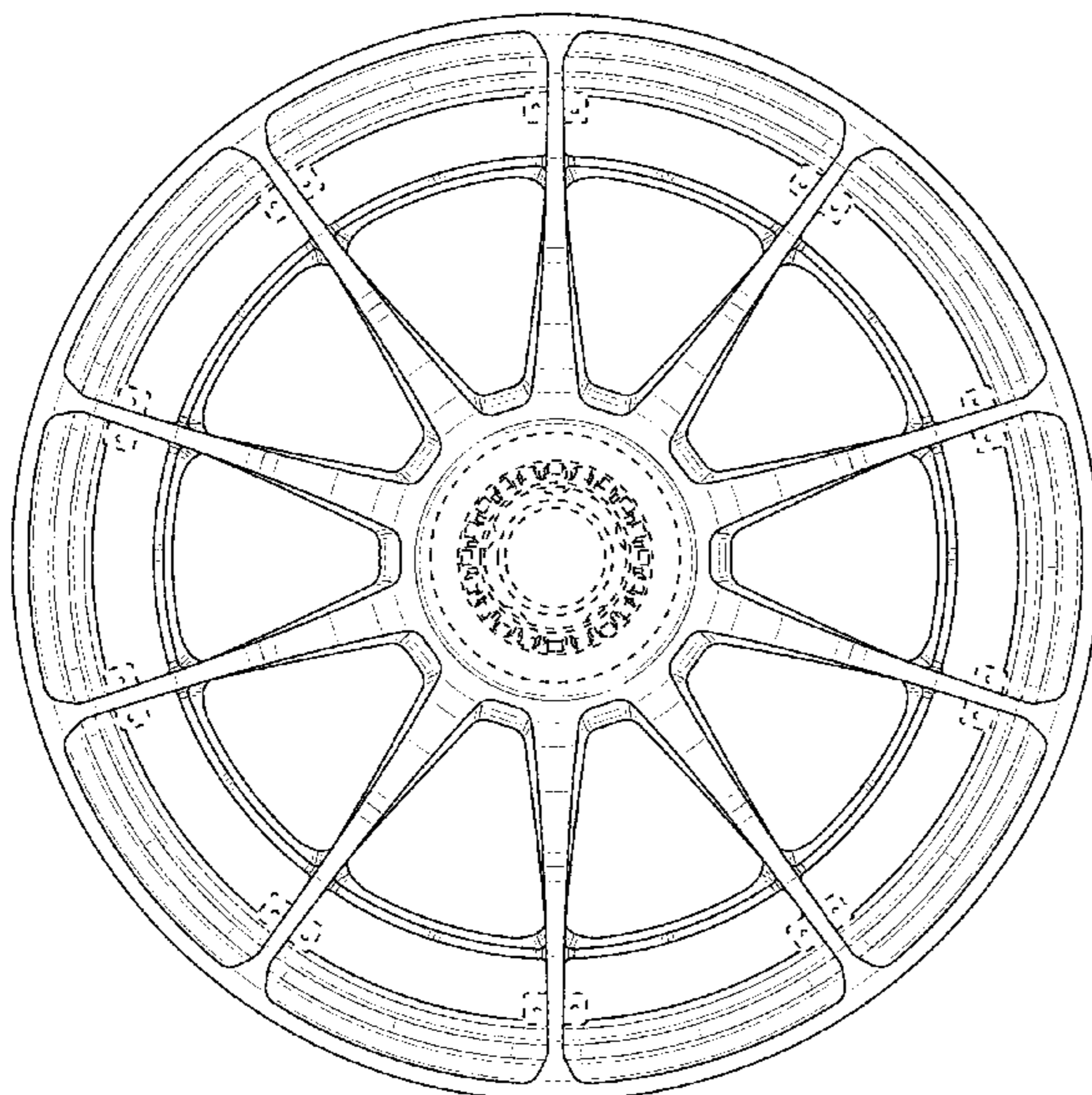
FIG. 2 is a perspective view thereof.

FIG. 3 is a front view of a second embodiment of the wheel or wheel cover according to the design; and,

FIG. 4 is a perspective view thereof.

The broken lines in the drawings illustrate environmental subject matter only and form no part of the claimed design.

1 Claim, 4 Drawing Sheets






FIG. 1

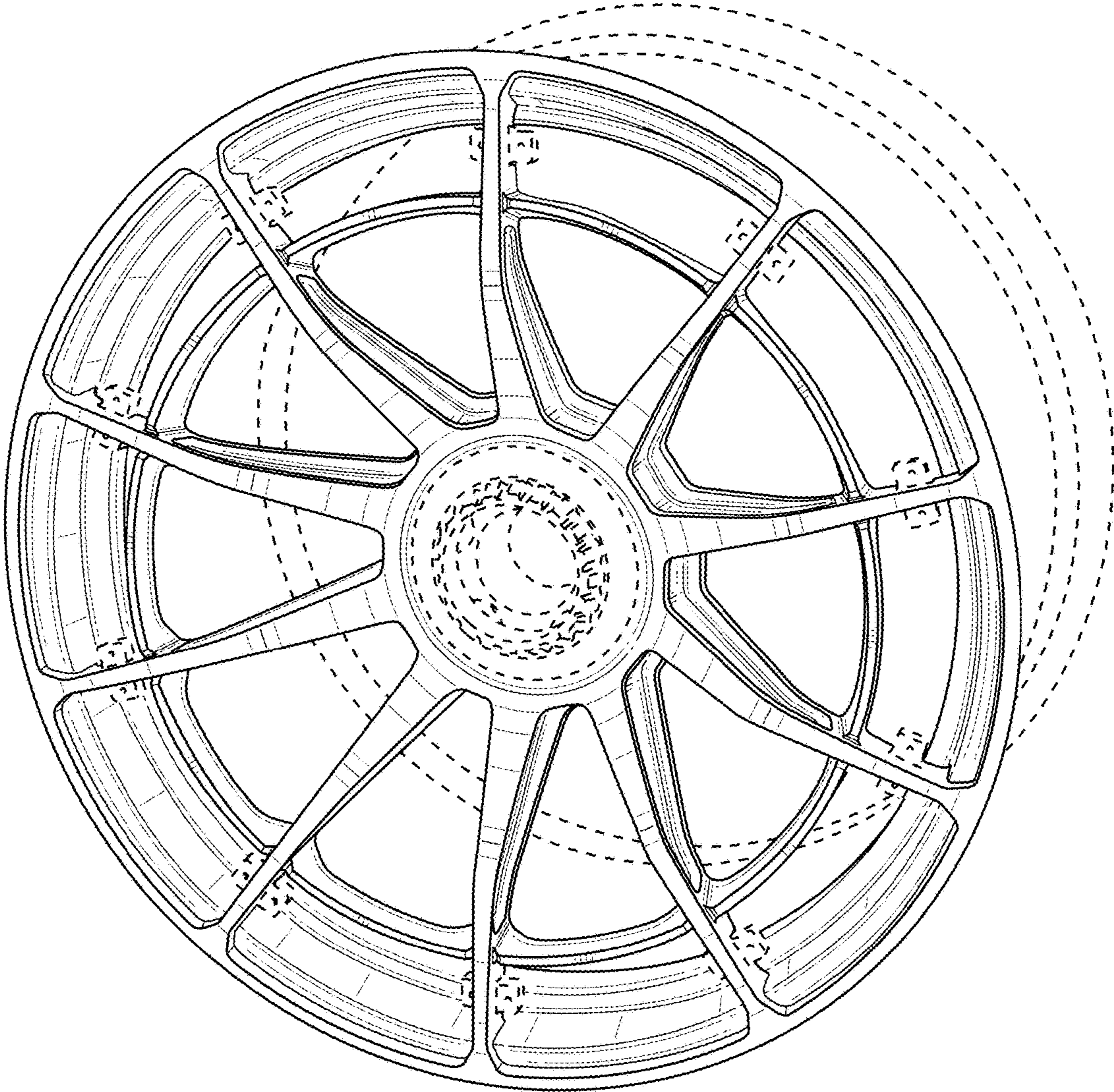


FIG. 2

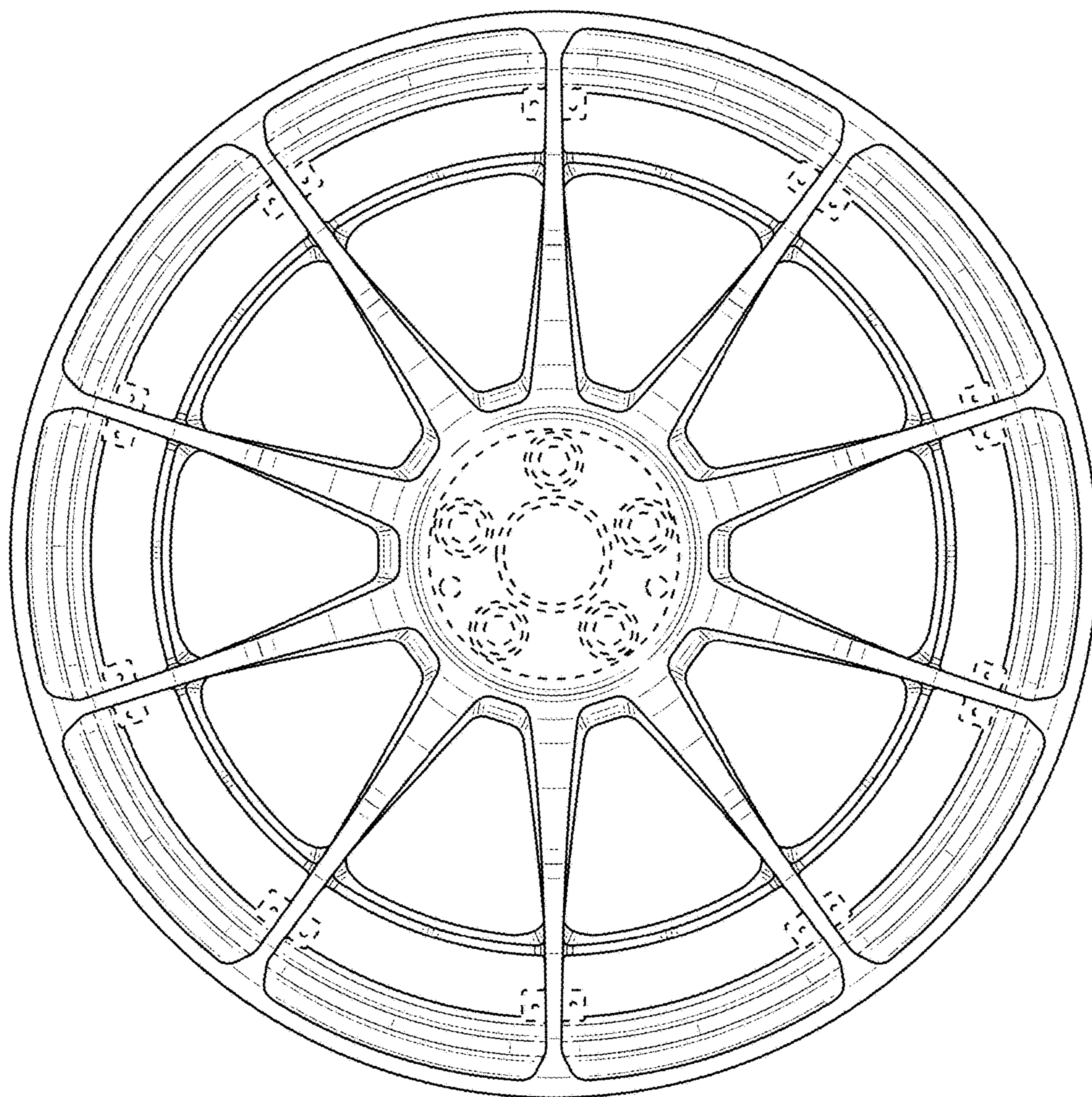


FIG. 3

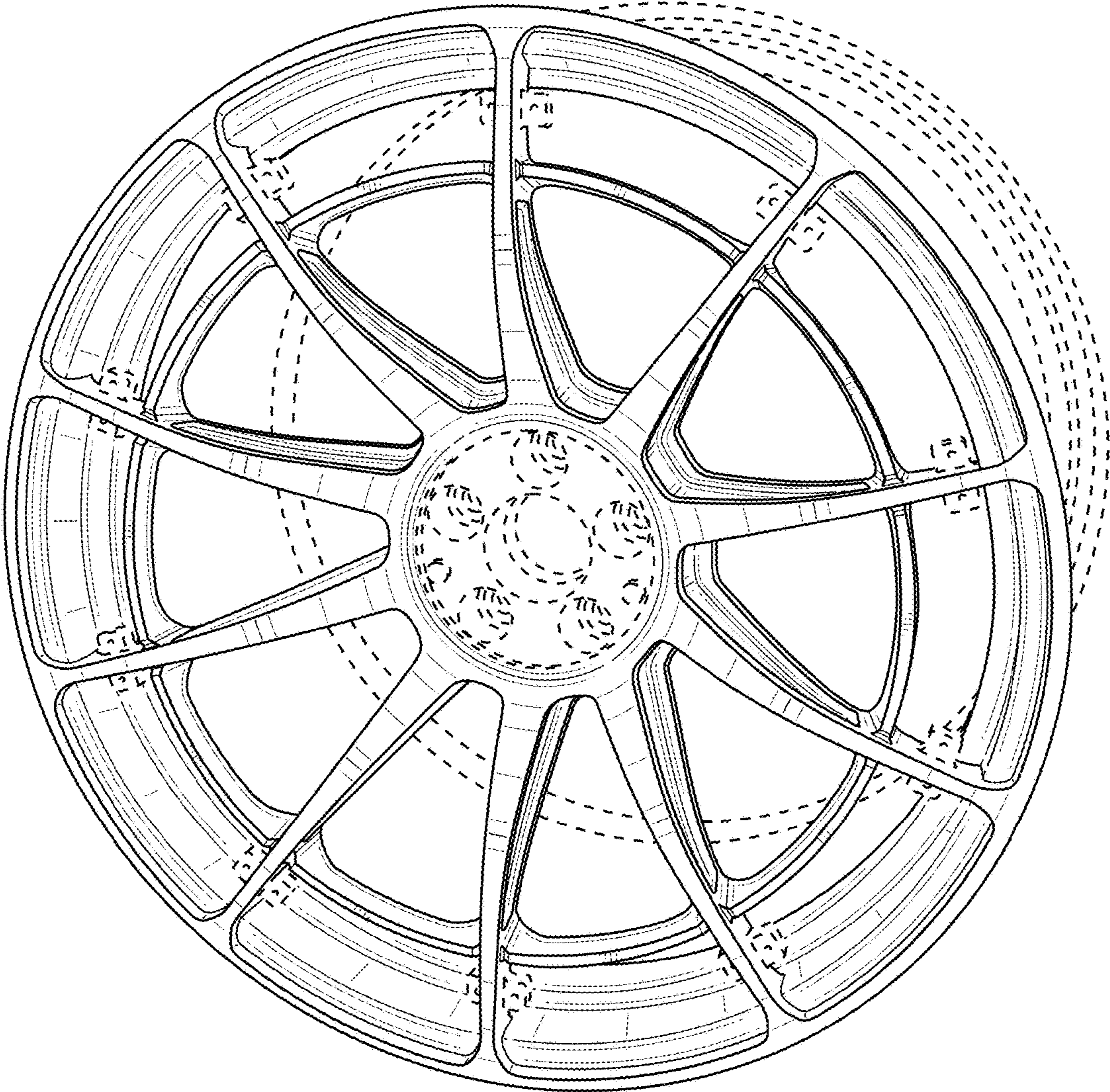


FIG. 4