



US00D843878S

(12) **United States Design Patent**  
**Rydlewicz**

(10) **Patent No.:** **US D843,878 S**

(45) **Date of Patent:** **\*\* Mar. 26, 2019**

(54) **DIAMOND**

(71) Applicant: **WORLD TREND ENTERPRISES LIMITED**, Hong Kong (HK)

(72) Inventor: **Roni Rydlewicz**, Ho Chi Minh (VN)

(73) Assignee: **WORLD TREND ENTERPRISES LIMITED**, Hong Kong (HK)

(\*\*) Term: **15 Years**

(21) Appl. No.: **29/631,728**

(22) Filed: **Jan. 2, 2018**

(30) **Foreign Application Priority Data**

Jul. 12, 2017 (EM) ..... 004099380-0001

(51) **LOC (11) Cl.** ..... **11-01**

(52) **U.S. Cl.**  
USPC ..... **D11/89**

(58) **Field of Classification Search**  
USPC ..... D11/1-2, 26-29, 89-92; 63/26-28, 32  
CPC ..... A44C 17/00; A44C 17/01; A44C 17/005;  
A44C 17/007; A44C 17/008  
See application file for complete search history.

(56) **References Cited**

**U.S. PATENT DOCUMENTS**

3,394,692 A \* 7/1968 Sirakian ..... A44C 17/001  
125/30.01  
D354,014 S \* 1/1995 Cohen ..... D11/90  
5,533,364 A \* 7/1996 Freilich ..... A44C 17/002  
63/28

D405,024 S \* 2/1999 Katz ..... D11/90  
D447,978 S \* 9/2001 Stern ..... D11/90  
D459,268 S \* 6/2002 Goldberg ..... D11/90  
D460,015 S \* 7/2002 Namdar ..... D11/90  
6,615,611 B1 \* 9/2003 Schachter ..... A44C 17/001  
63/32  
D487,711 S \* 3/2004 Namdar ..... D11/90  
D491,094 S \* 6/2004 Mehta ..... D11/90  
D498,170 S \* 11/2004 Mehta ..... D11/90  
D501,152 S \* 1/2005 Tolkowsky ..... D11/90  
D513,714 S \* 1/2006 Sanghvi ..... D11/90  
D524,683 S \* 7/2006 Golan ..... D11/90  
D547,690 S \* 7/2007 Shah ..... D11/90  
D594,772 S \* 6/2009 Forster ..... D11/90  
D609,600 S \* 2/2010 Tannenbaum ..... D11/90  
D828,215 S \* 9/2018 Rydlewicz ..... D11/89

\* cited by examiner

*Primary Examiner* — Ralf Seifert

(74) *Attorney, Agent, or Firm* — Michele V. Frank;  
Venable LLP

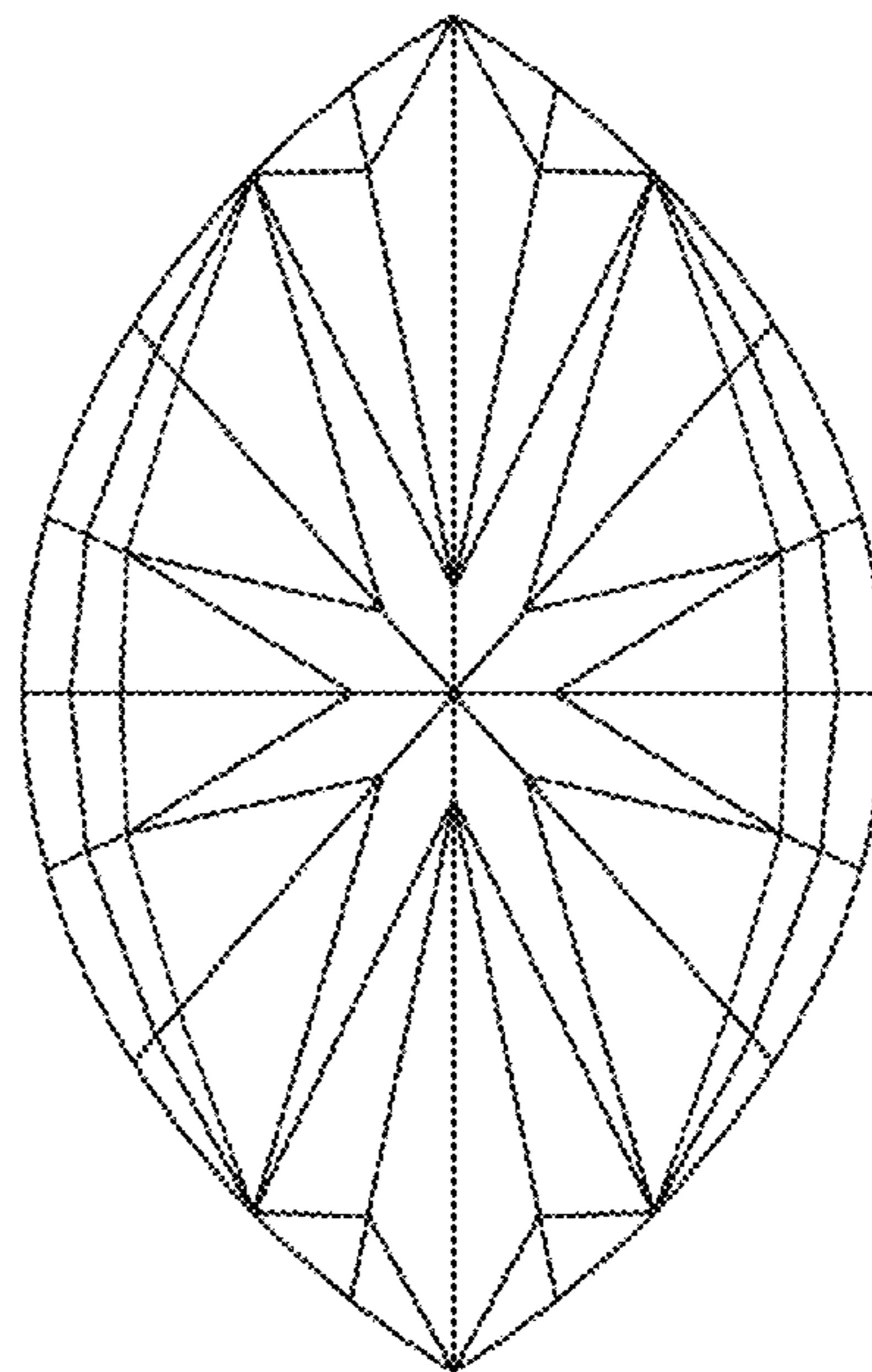
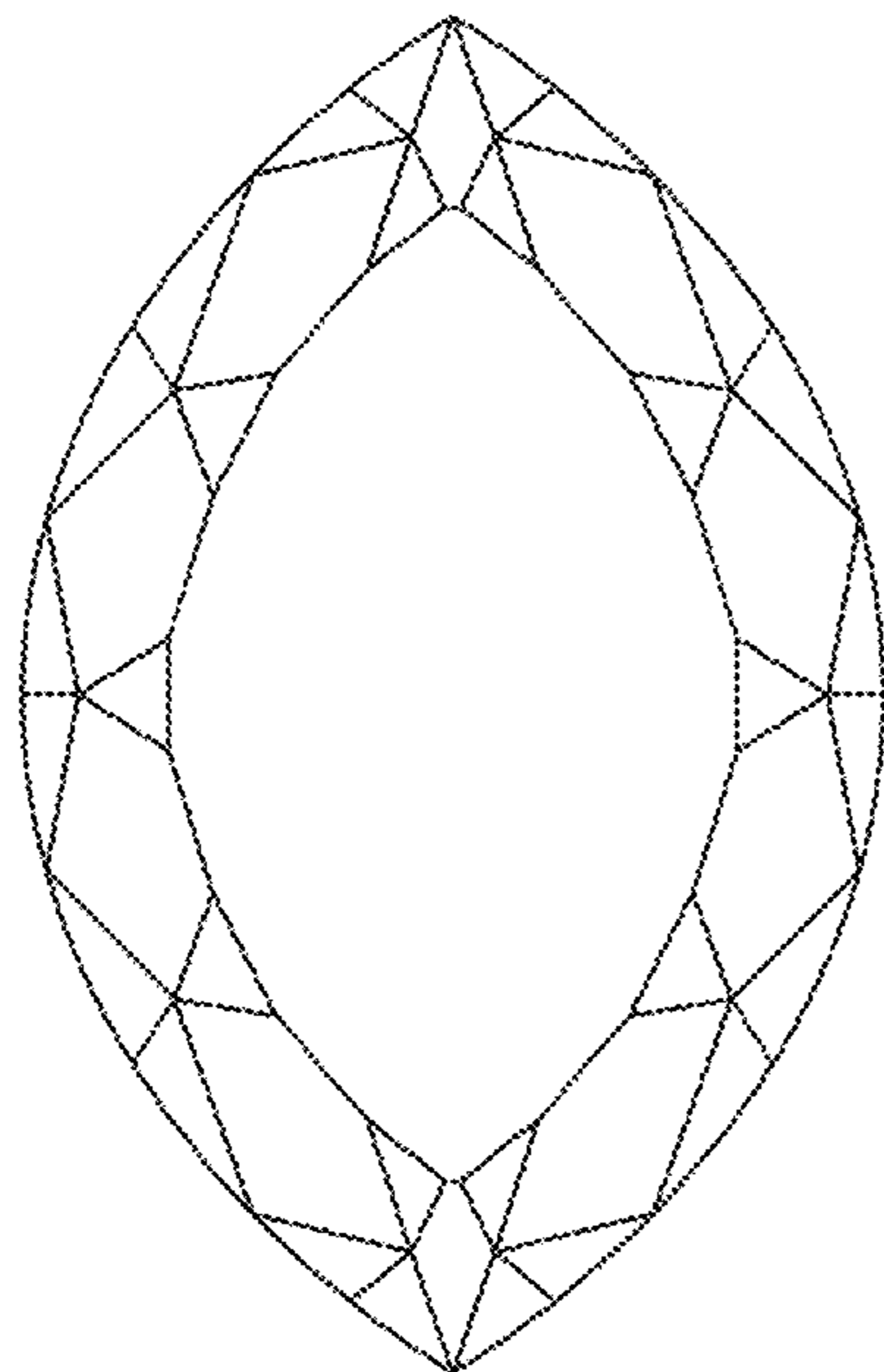
(57) **CLAIM**

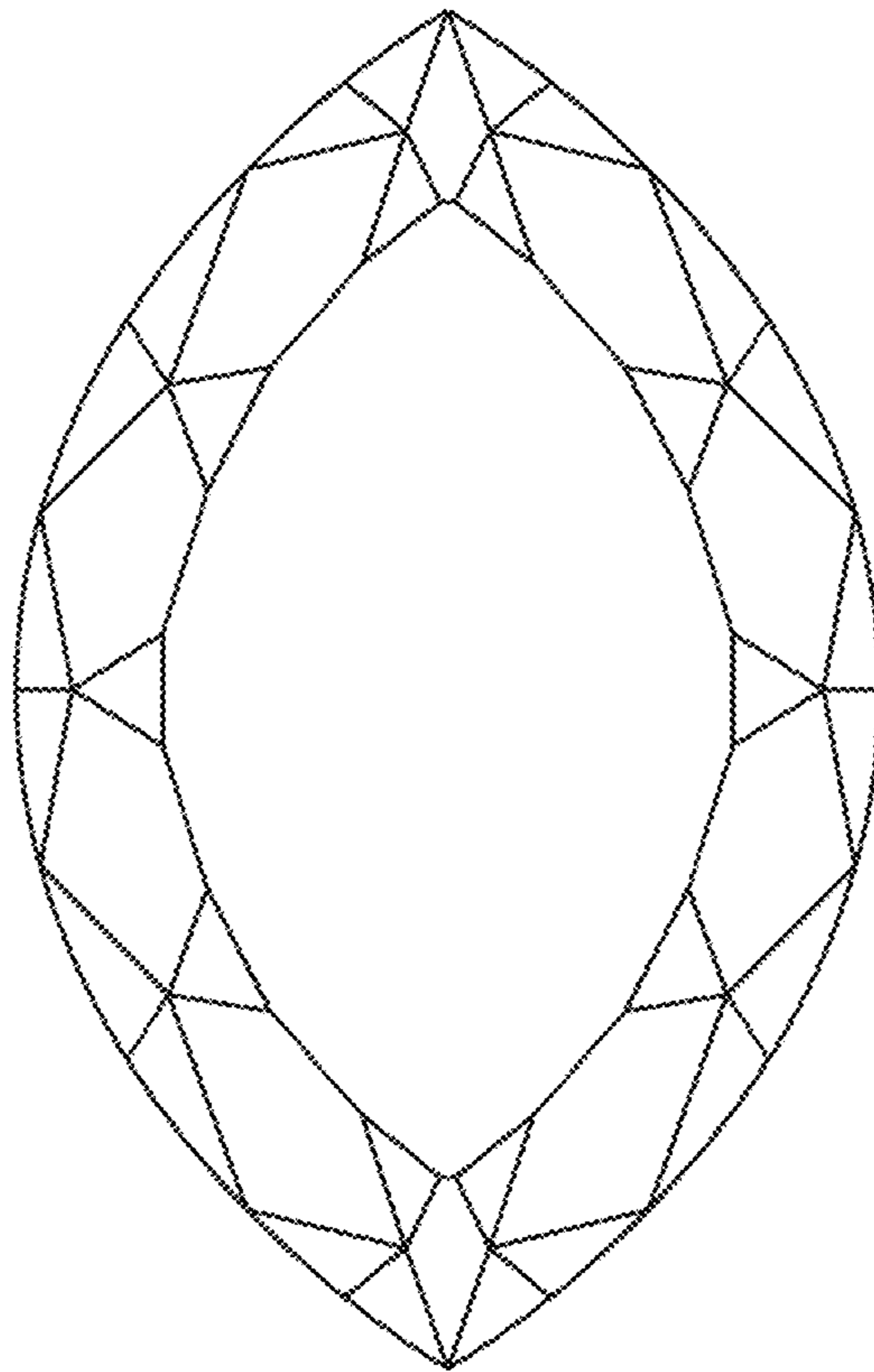
The ornamental design for a diamond, as shown and described.

**DESCRIPTION**

FIG. 1 is a top plan view of the claimed design;  
FIG. 2 is a bottom plan view thereof;  
FIG. 3 is a side elevational view, the opposite side view being identical; and,  
FIG. 4 is another side elevational view, the opposite side view being identical.

**1 Claim, 4 Drawing Sheets**





**FIG. 1**

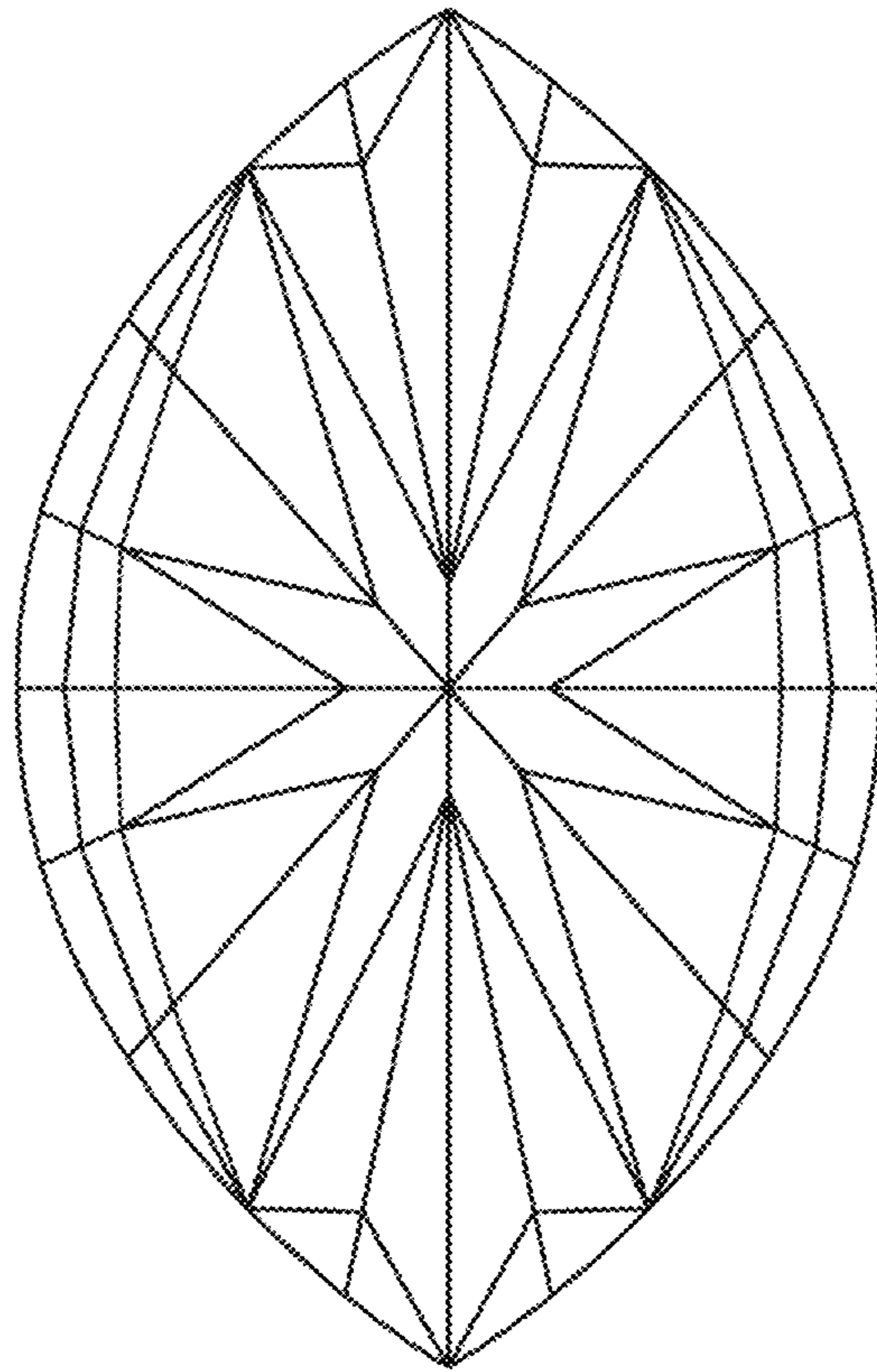
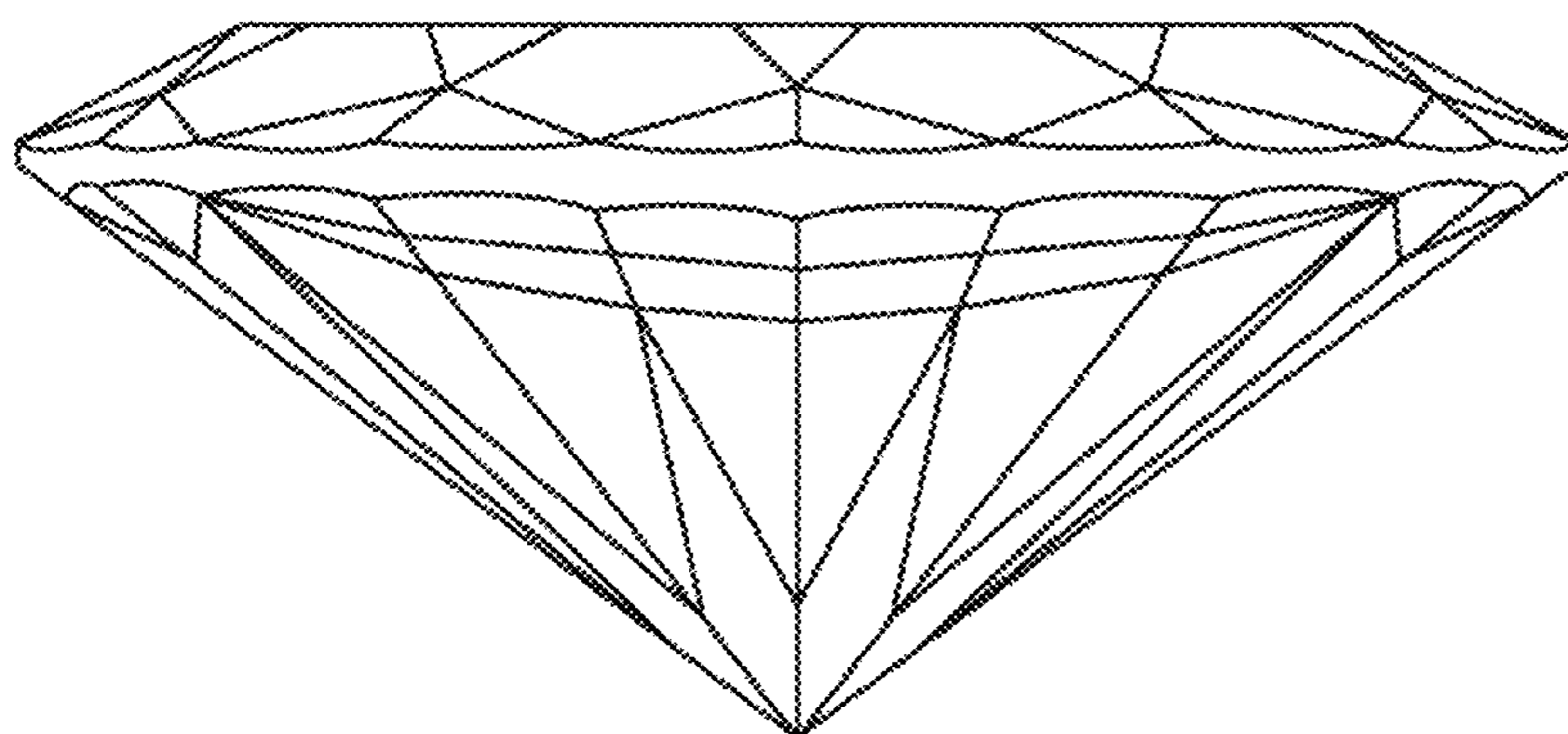
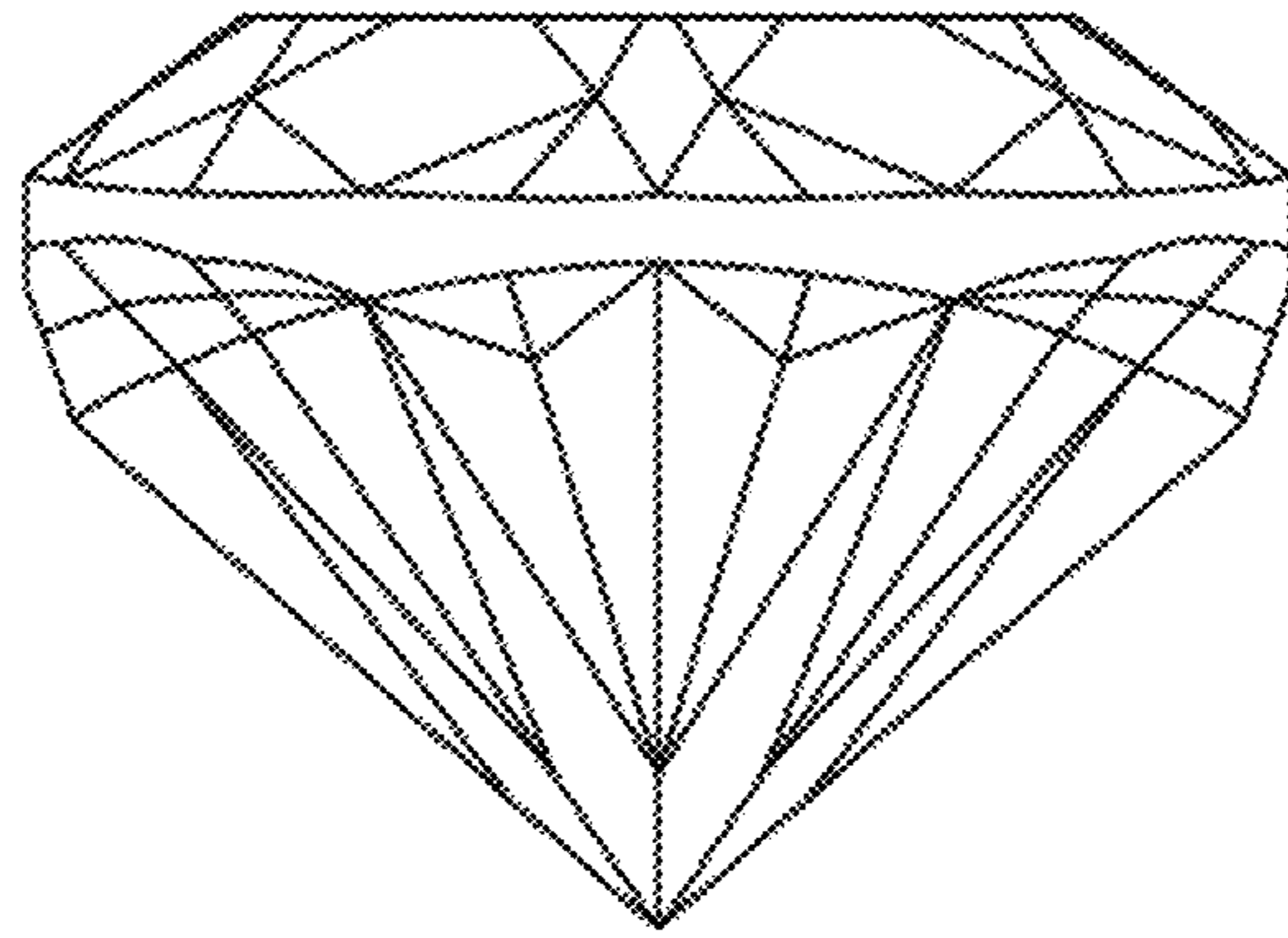


FIG. 2



**FIG. 3**



**FIG. 4**