



US00D843847S

(12) **United States Design Patent** (10) **Patent No.:** **US D843,847 S**
Takano et al. (45) **Date of Patent:** **** Mar. 26, 2019**

(54) **POUCH CONTAINER**

B65D 75/5855; A21C 15/005; A21C 15/00; A21C 15/02; A21C 15/007

(71) Applicant: **FUJI SEAL INTERNATIONAL, INC.**, Osaka (JP)

See application file for complete search history.

(72) Inventors: **Tadashi Takano**, Osaka (JP); **Masahiro Kaminaga**, Osaka (JP)

(56) **References Cited**

(73) Assignee: **FUJI SEAL INTERNATIONAL, INC.**, Osaka (JP)

U.S. PATENT DOCUMENTS

(**) Term: **15 Years**

D523,758 S *	6/2006	Risgalla	D9/707
D604,164 S *	11/2009	Miller	D9/521
D659,008 S *	5/2012	Gately	D9/447
D691,489 S *	10/2013	Bates	D9/697
D692,315 S *	10/2013	Bohmke	D9/707
D693,237 S *	11/2013	Bates	D9/697
D703,064 S *	4/2014	Warrington	D9/707
D741,724 S *	10/2015	He	D9/703
D760,598 S *	7/2016	White	D9/711
D772,076 S *	11/2016	Waldis	D7/512
D789,215 S *	6/2017	McGuire	D9/707

(21) Appl. No.: **29/638,650**

(22) Filed: **Feb. 28, 2018**

* cited by examiner

(51) **LOC (11) Cl.** **09-05**

(52) **U.S. Cl.**

USPC **D9/705**

(58) **Field of Classification Search**

USPC D9/702-714, 761, 731, 414, 416, 418, D9/430-432, 438, 520-521, 695-699, D9/522, 417; D7/302, 312, 602, 665, D7/669, 509-512, 543, 545, 546, 619.1, D7/629; 206/530, 484, 466; 222/92, 222/105, 215, 145.1, 95, 183, 107, 102, 222/153.13, 82, 383.1, 385; 383/9, 22, 383/59-60, 901, 207, 209, 105-121; D24/118, 207, 108, 104, 115, 117; 128/114.1, DIG. 24; 220/660, 662, 220/495.01, 495.03, 62.12; 141/331, 333, 141/334; 426/106, 115; D28/0.5; 425/190, 191, 461; 428/34.3, 35.2

CPC B65D 1/00; B65D 1/02; B65D 1/0207; B65D 1/0223; B65D 1/0292; B65D 1/09; B65D 1/32; B65D 1/323; B65D 3/06; B65D 3/02; B65D 3/20; B65D 5/02; B65D 5/08; B65D 5/2019; B65D 5/2038; B65D 5/2061; B65D 11/00; B65D 11/02; B65D 11/04; B65D 11/20; B65D 75/326; B65D 75/00; B65D 75/008; B65D 75/58;

Primary Examiner — Abraham Bahta

(74) *Attorney, Agent, or Firm* — Studebaker & Brackett PC

(57) **CLAIM**

The ornamental design for a pouch container, as shown and described.

DESCRIPTION

FIG. 1 is a perspective view showing a front face, a top face and a right side face of a pouch container of our new design; FIG. 2 is a perspective view showing a front face, a bottom face and a left side face thereof; FIG. 3 is a front elevational view thereof; FIG. 4 is a rear elevational view thereof; FIG. 5 is a right side view thereof; FIG. 6 is a left side view thereof; FIG. 7 is a top plan view thereof; and, FIG. 8 is a bottom plan view thereof.

The broken lines shown in the drawings represent portions of the pouch container that form no part of the claimed design.

1 Claim, 7 Drawing Sheets

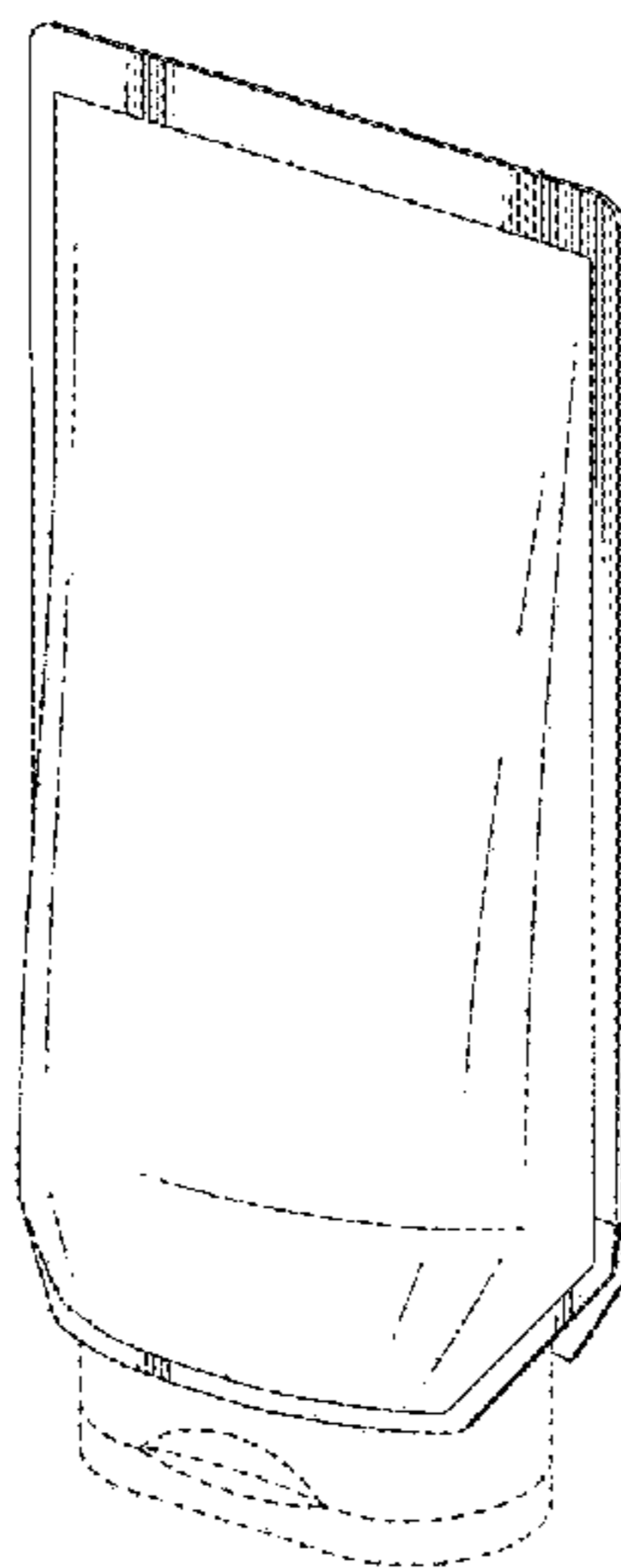


FIG.1

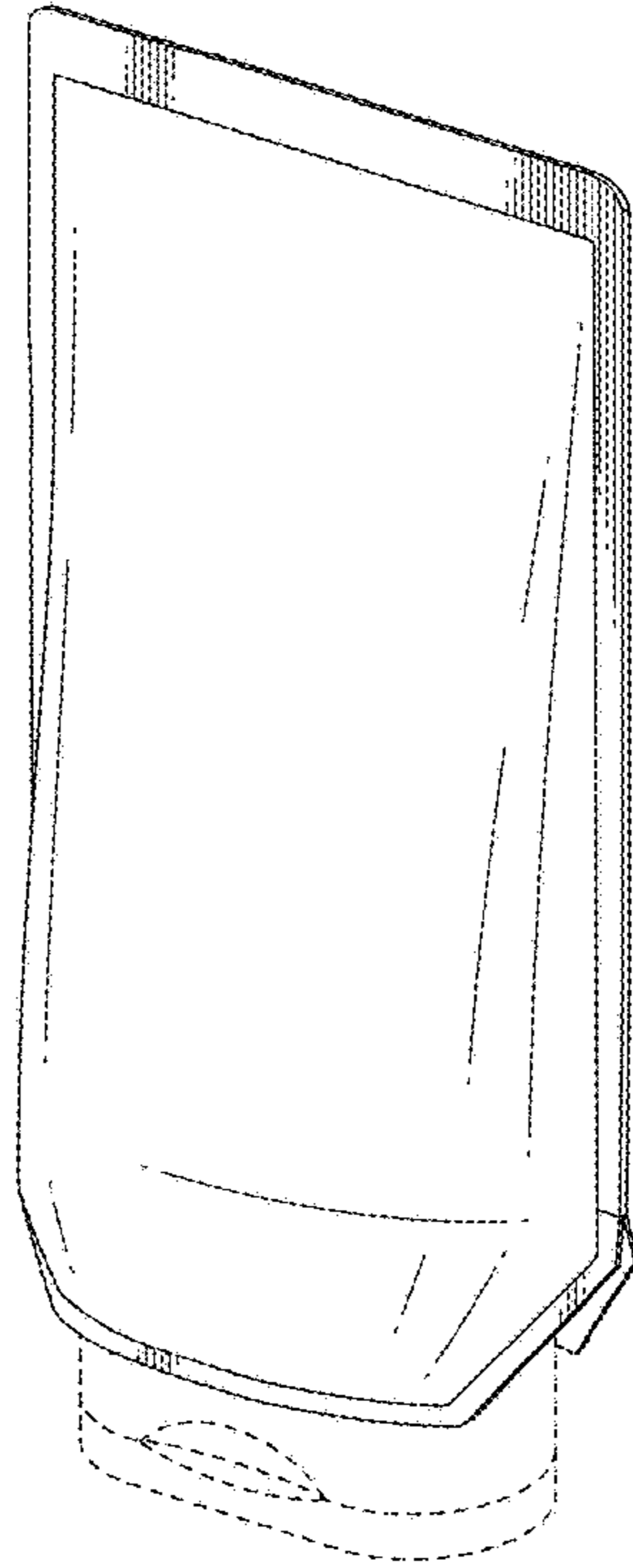


FIG.2




FIG.3

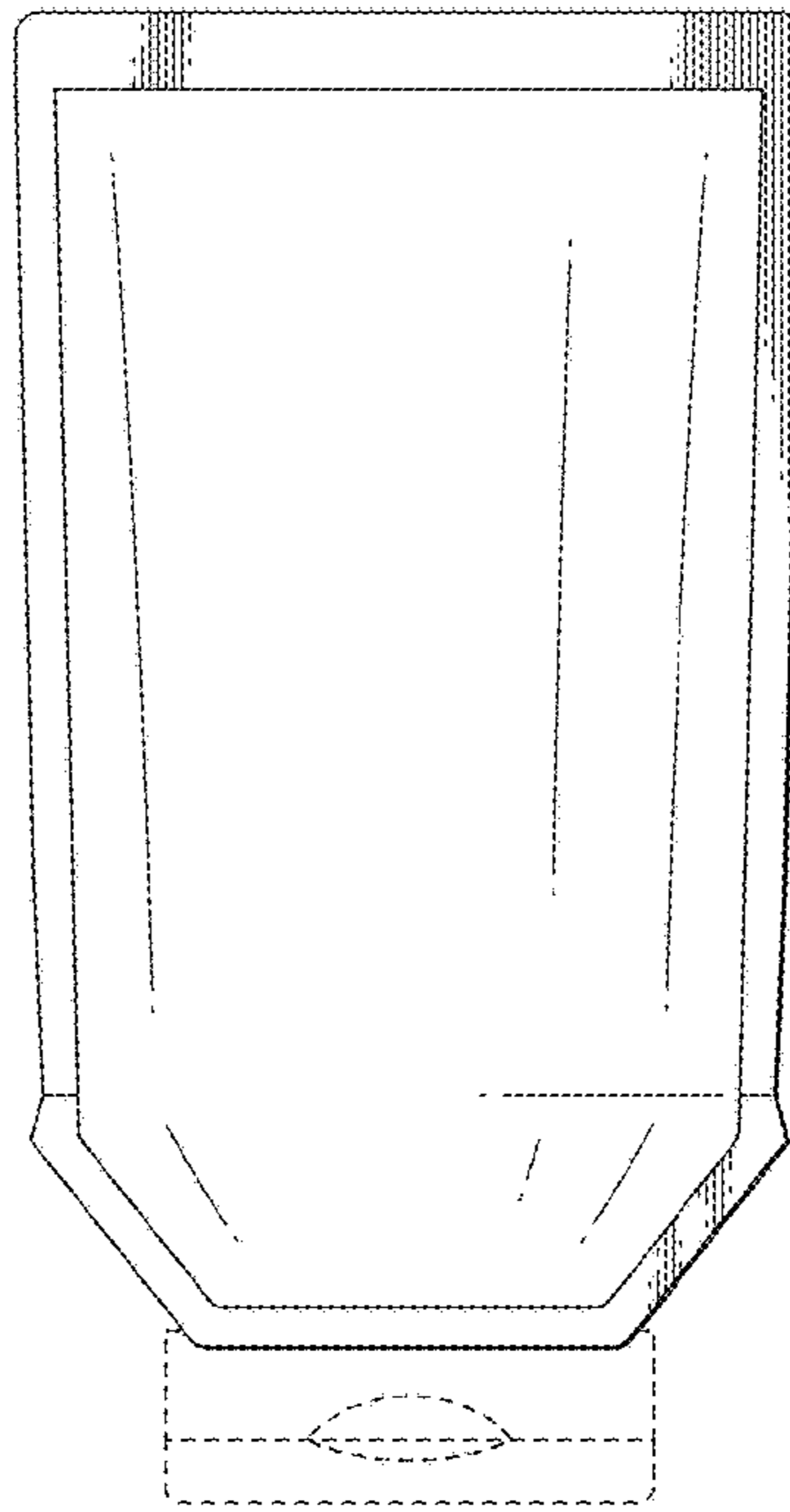


FIG.4

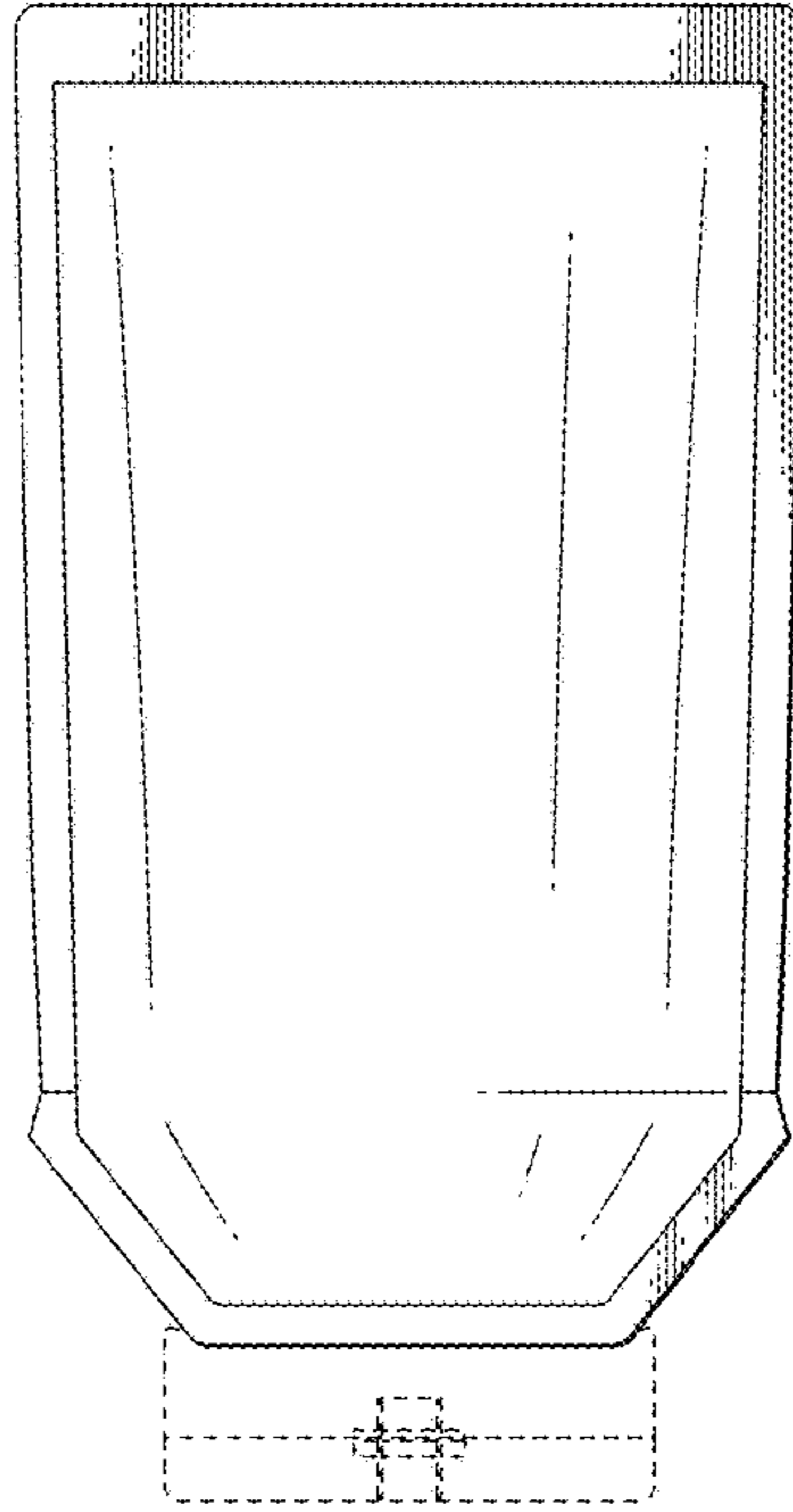


FIG.5

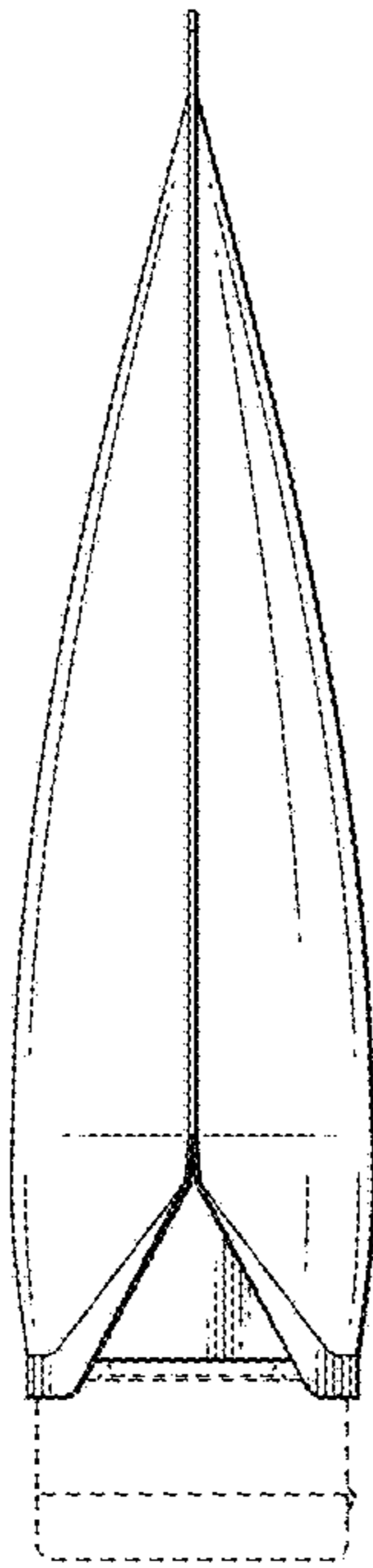


FIG.6

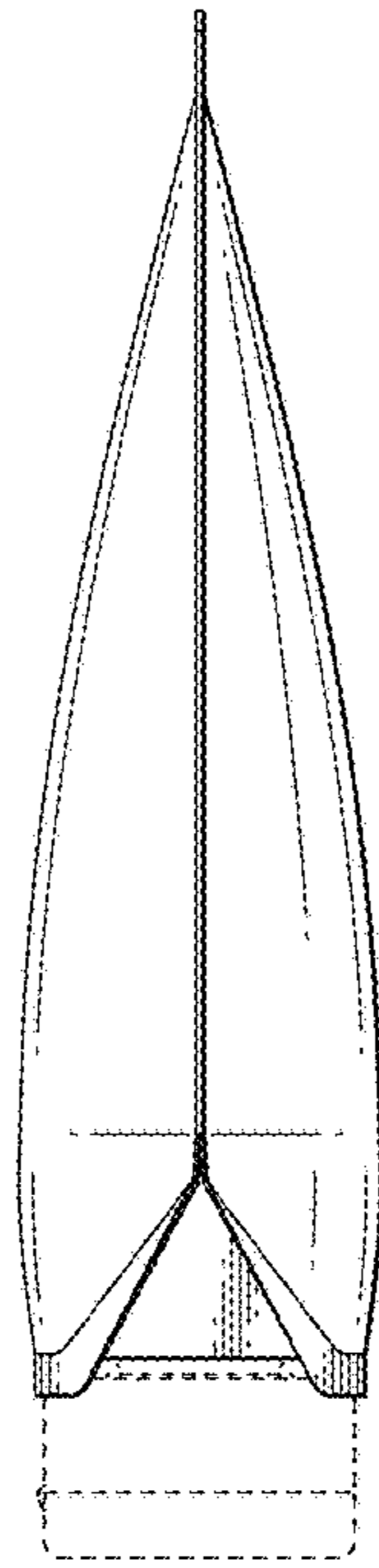


FIG.7

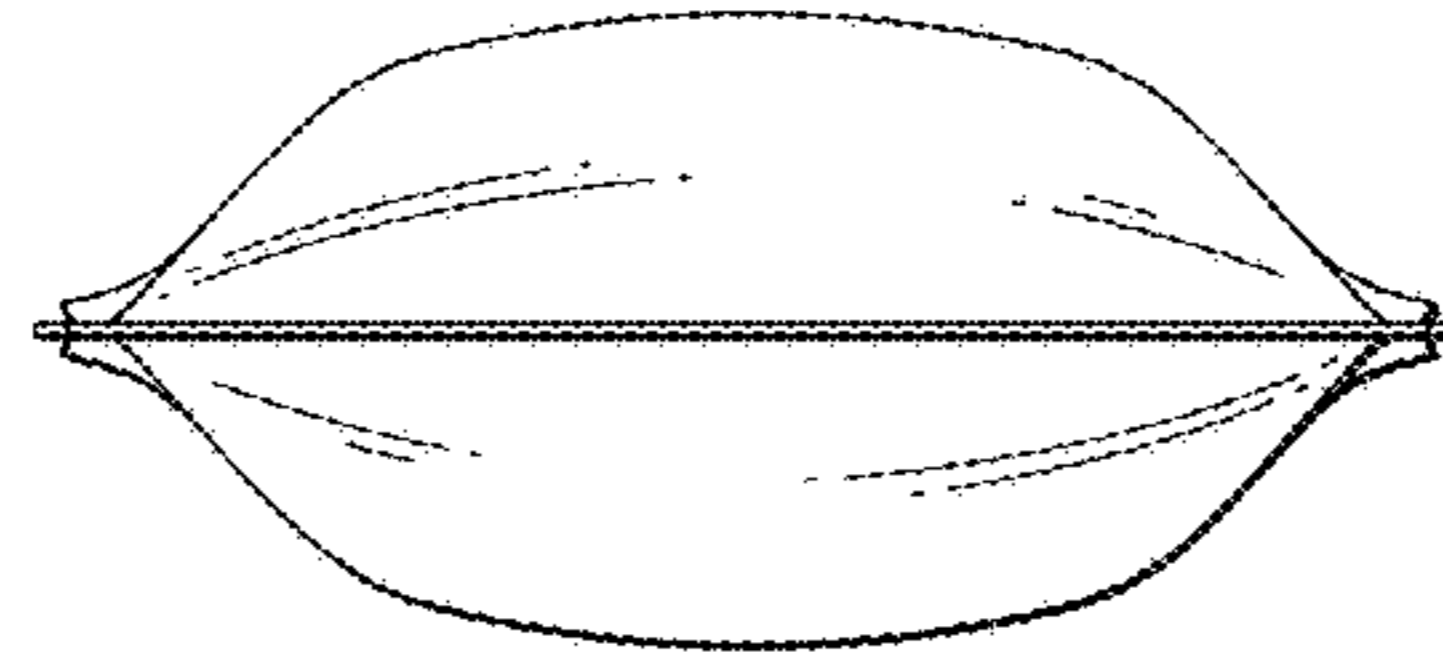


FIG.8

