



US00D843844S

(12) **United States Design Patent**
Song

(10) **Patent No.:** **US D843,844 S**

(45) **Date of Patent:** **** Mar. 26, 2019**

(54) **DISPENSER FOR COSMETICS**

(71) Applicant: **Seon Hye Song**, Gyeonggi-do (KR)

(72) Inventor: **Seon Hye Song**, Gyeonggi-do (KR)

(73) Assignee: **Seon Hye Song**, Gyeonggi-do (KR)

(**) Term: **15 Years**

(21) Appl. No.: **29/604,368**

(22) Filed: **May 17, 2017**

(30) **Foreign Application Priority Data**

Nov. 17, 2016 (KR) 30-2016-0055286

(51) **LOC (11) Cl.** **09-01**

(52) **U.S. Cl.**

USPC **D9/688**

(58) **Field of Classification Search**

USPC D9/682-694, 715, 719, 723-729,
D9/500-505, 516-575, 434-436,
D9/443-449; D28/76, 77, 86, 88, 89,
D28/91.1

CPC B65D 83/14; B65D 83/16; B65D 83/20;
B65D 83/38; B65D 83/75; B65D 83/752;
B65D 83/753; B65D 83/201; B65D
83/202; B65D 83/203; B65D 83/205;
B65D 83/206; B65D 83/207; B65D
83/22; B65D 83/222; B65D 83/40; B05B
11/00-11/3098; A45D 34/00; A45D
34/02; A45D 34/04; A45D 34/041; A45D
34/042; A45D 34/045; A45D 34/046;
A45D 34/047; A45D 34/048; A45D
34/06; A45D 2034/002; A45D 2034/005;
A45D 2034/007; A45D 40/00; A45D
40/24; A45D 40/26; A45D 40/262; A45D
40/265; A45D 2040/0006; A45D
2040/0012; A45D 2200/05-2200/058

See application file for complete search history.

(56) **References Cited**

U.S. PATENT DOCUMENTS

D195,285 S *	5/1963	Sagarin	D9/448
3,460,719 A *	8/1969	O'Donnell	B65D 83/205 222/320
3,484,023 A *	12/1969	Meshberg	B65D 83/205 222/402.11
3,608,791 A *	9/1971	Jordan	B65D 83/205 222/402.11
D230,472 S *	2/1974	Hayes	D9/448
D238,855 S *	2/1976	Hayes	D9/448
4,324,351 A *	4/1982	Meshberg	B65D 83/205 222/402.11
5,199,167 A *	4/1993	Desazars de Montgailharo et al.	B05B 11/0097 29/469
5,388,730 A *	2/1995	Abbott	B65D 83/205 222/153.13
D626,005 S *	10/2010	Duquet	D9/686
D675,105 S *	1/2013	Chen	D9/688

(Continued)

FOREIGN PATENT DOCUMENTS

KR 30-0828717 S 12/2015

Primary Examiner — Catherine A Tuttle

(74) *Attorney, Agent, or Firm* — Berenato & White, LLC

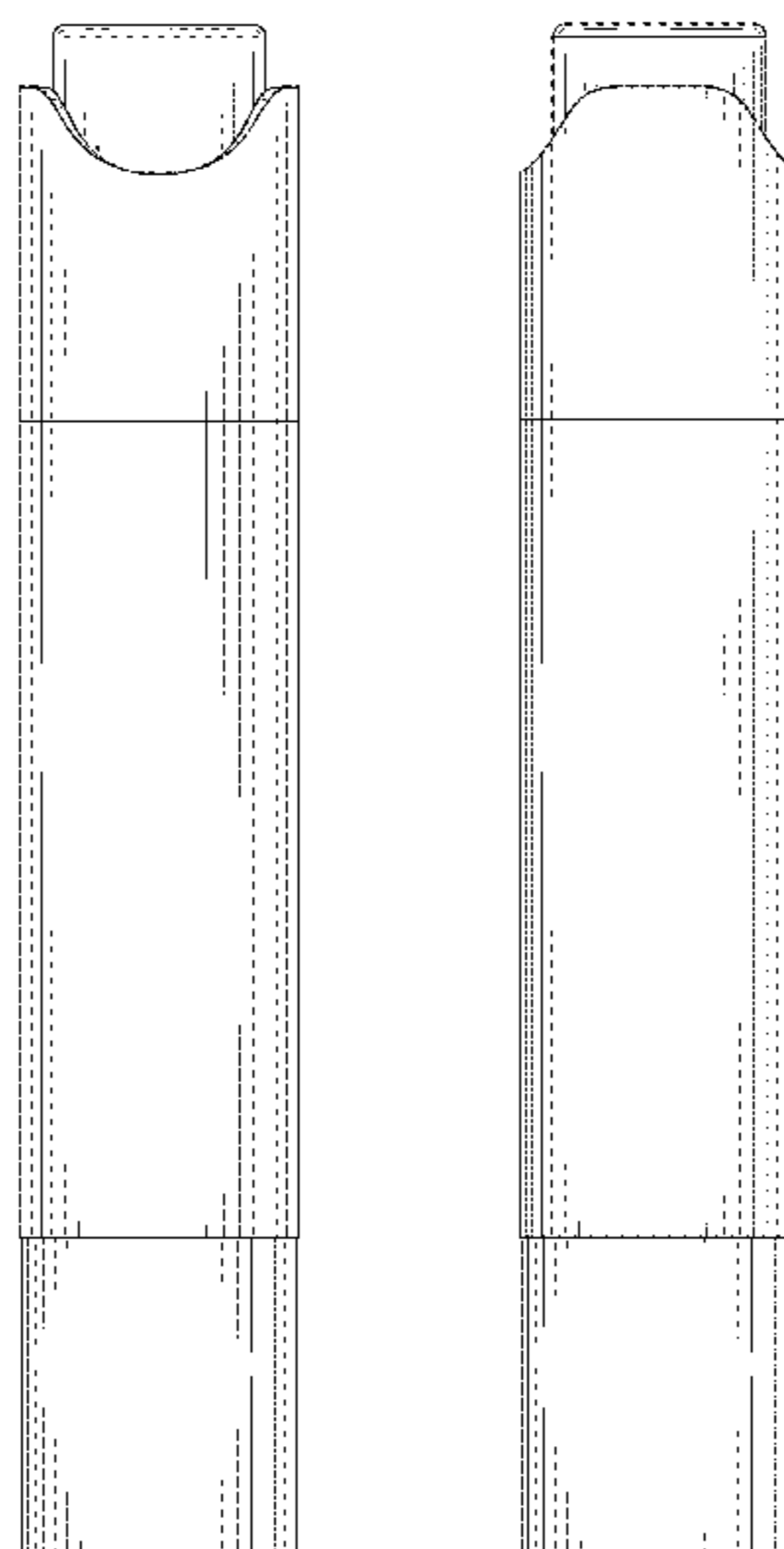
(57) **CLAIM**

The ornamental design for the dispenser for cosmetics, as shown and described.

DESCRIPTION

FIG. 1 is a perspective view of the dispenser for cosmetics showing my new design;
FIG. 2 is a front elevational view thereof;
FIG. 3 is a rear elevational view thereof;
FIG. 4 is a left side elevational view thereof;
FIG. 5 is a right side elevational view thereof;
FIG. 6 is a top plan view thereof; and,
FIG. 7 is a bottom plan view thereof.

1 Claim, 4 Drawing Sheets



(56)

References Cited

U.S. PATENT DOCUMENTS

D698,090 S * 1/2014 Smith D28/76
D709,371 S * 7/2014 Santarelli D9/447
D713,736 S * 9/2014 Chen D9/688
2009/0120963 A1* 5/2009 Bae B05B 11/0032
222/153.13
2010/0224652 A1* 9/2010 Lim A45D 34/04
222/256
2013/0343798 A1* 12/2013 Delage A45D 40/0068
401/81
2017/0165695 A1* 6/2017 Chen A45D 40/0075
2018/0153352 A1* 6/2018 Falcon B05B 11/02

* cited by examiner

FIG. 1




FIG. 2




FIG. 3




FIG. 4




FIG. 5




FIG. 6

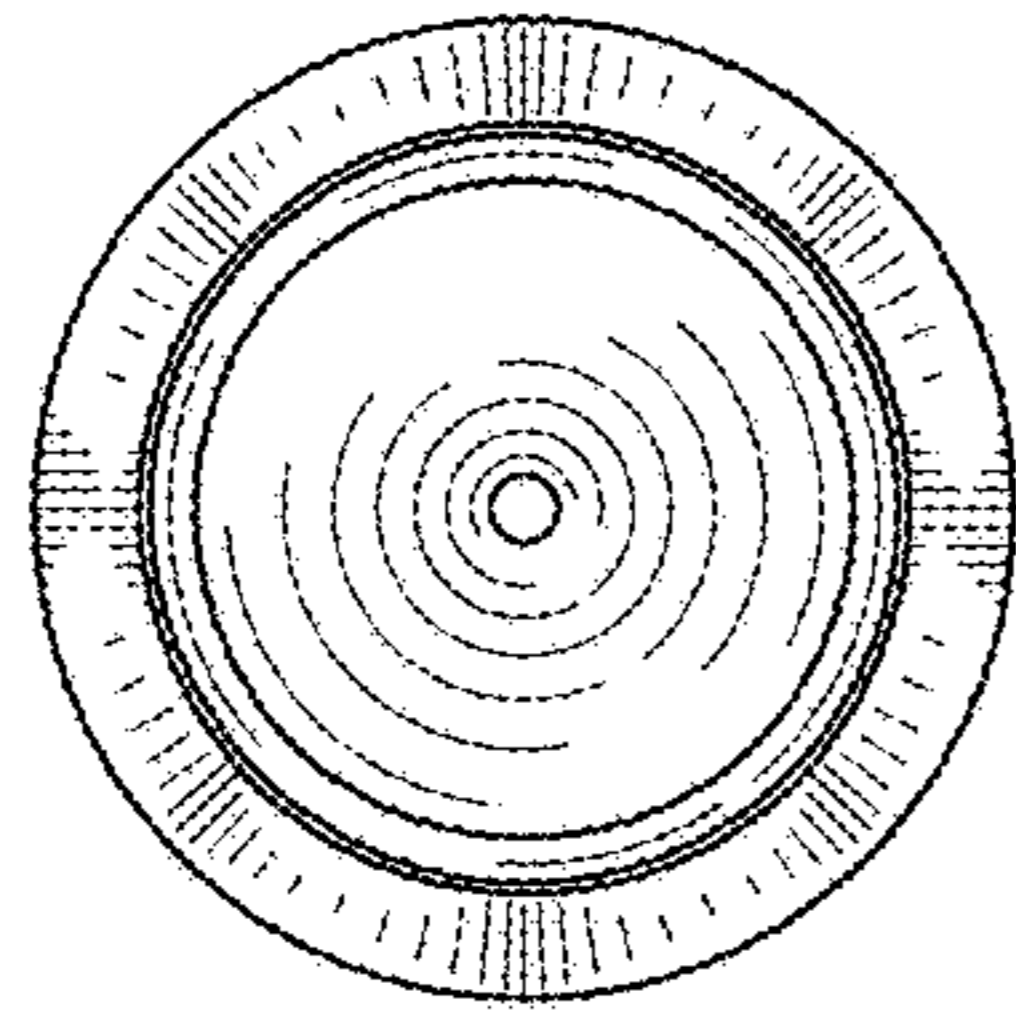


FIG. 7

