



US00D843841S

(12) **United States Design Patent** (10) **Patent No.:** **US D843,841 S**
del Toro et al. (45) **Date of Patent:** **** Mar. 26, 2019**

(54) **BOTTLE COMBINATION**
(71) Applicant: **Patrón Spirits International AG**,
Schaffhausen (CH)
(72) Inventors: **Guillermo del Toro**, Beverly Hills, CA
(US); **Guy Davis**, Toronto (CA)
(73) Assignee: **PATRON SPIRITS**
INTERNATIONAL AG, Schaffhausen
(CH)
(**) Term: **15 Years**
(21) Appl. No.: **29/622,316**
(22) Filed: **Oct. 16, 2017**
(51) **LOC (11) Cl.** **09-01**
(52) **U.S. Cl.**
USPC **D9/626**; D9/624
(58) **Field of Classification Search**
USPC D7/514-517, 519-520, 539, 604, 613,
D7/619.2, 623, 628, 392.1; D9/600-601,
D9/614-619, 626, 434, 436, 439-441,
D9/444-454, 499; 206/494, 457, 459.1,
206/459.2; 220/890; 215/206, 260,
215/387-400
CPC B65D 67/00; B65D 81/36; B65D 81/365;
B65D 81/366; B65D 81/368; B65D
41/00; B65D 41/02; B65D 51/245; A63H
33/16
See application file for complete search history.

(56) **References Cited**

U.S. PATENT DOCUMENTS

D14,330 S 9/1883 Stites
D23,399 S 6/1894 Lee
D39,512 S * 9/1908 Evans D9/626
D46,407 S 9/1914 Moss

D48,212 S 11/1915 Wiegand
D51,664 S 1/1918 Tykarsky
D53,428 S 6/1919 Rustant
D53,467 S 6/1919 Rustant
D53,468 S 6/1919 Rustant
D53,614 S * 7/1919 Rustant D9/614
1,502,620 A 7/1924 Fleisher
D68,489 S 10/1925 Miller
D102,172 S 12/1936 Schiaparelli
4,235,343 A 11/1980 Thompson
5,050,757 A 9/1991 Ridding
5,803,268 A 9/1998 Levy
D459,213 S 6/2002 Buboltz
D460,572 S 7/2002 Lee
D548,610 S 8/2007 Schneider
D589,360 S 3/2009 Alexander
D595,145 S 6/2009 Ivey
D595,146 S 6/2009 Ivey
D674,704 S 1/2013 Baussan
D689,770 S 9/2013 Fernandez
D692,309 S 10/2013 Savee

(Continued)

Primary Examiner — Sandra L Morris

(74) *Attorney, Agent, or Firm* — Jeffer Mangels; Butler & Mitchell LLP; Brennan C. Swain, Esq.

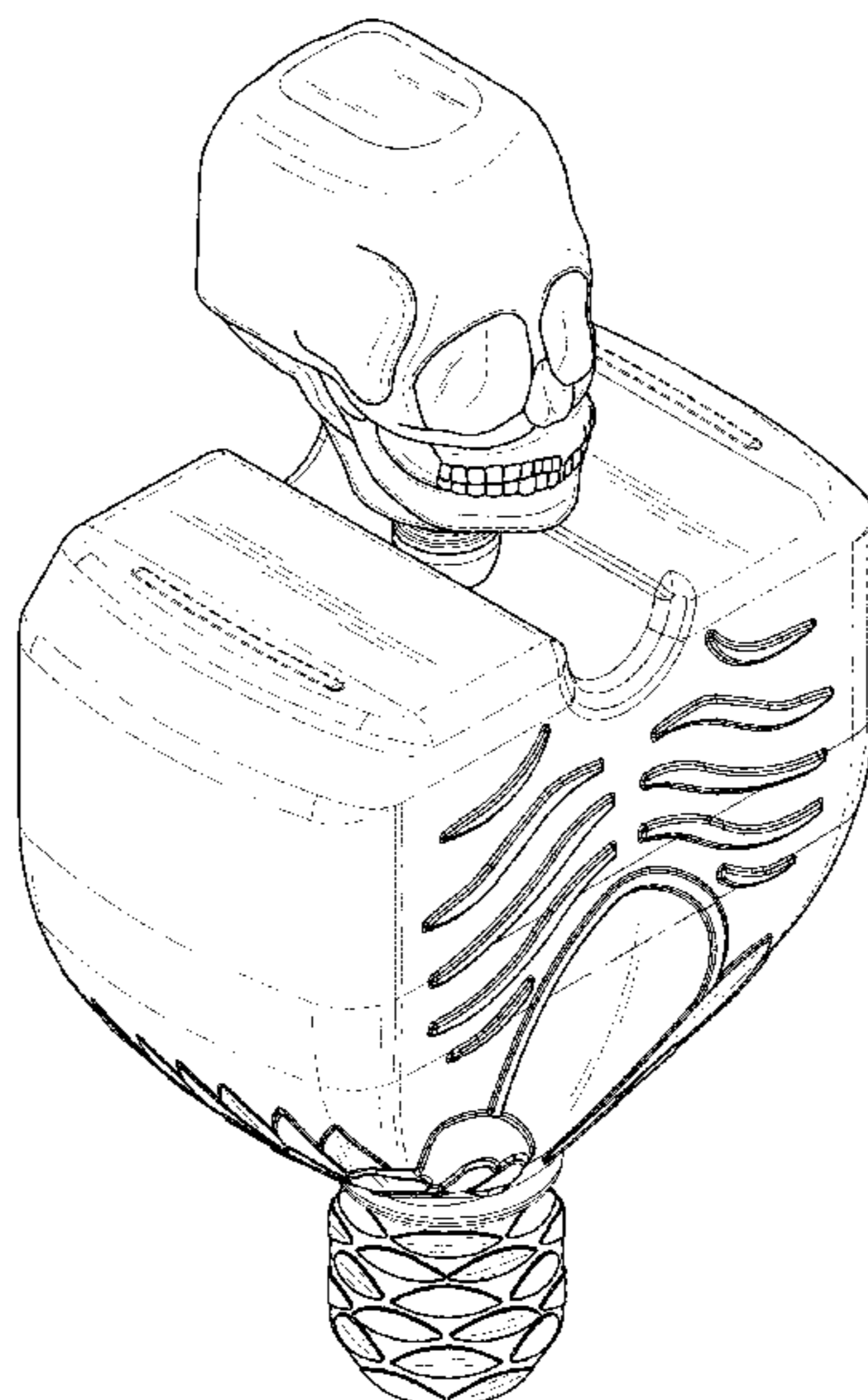
(57) **CLAIM**

The ornamental design for a bottle combination, as shown and described.

DESCRIPTION

FIG. 1 is a perspective view of the bottle combination; FIG. 2 is a front elevational view of the present invention; FIG. 3 is a rear elevational view of the present invention; FIG. 4 is a left side elevational view of the present invention, the right side elevational view being a mirror image thereof; FIG. 5 is a top plan view of the present invention; and, FIG. 6 is a bottom plan view of the present invention. The broken lines in the drawings illustrate the portions of the bottle combination that form no part of the claim.

1 Claim, 6 Drawing Sheets



(56)

References Cited

U.S. PATENT DOCUMENTS

D720,625 S 6/2015 Olson
D774,390 S * 12/2016 Ouyang D9/441

* cited by examiner

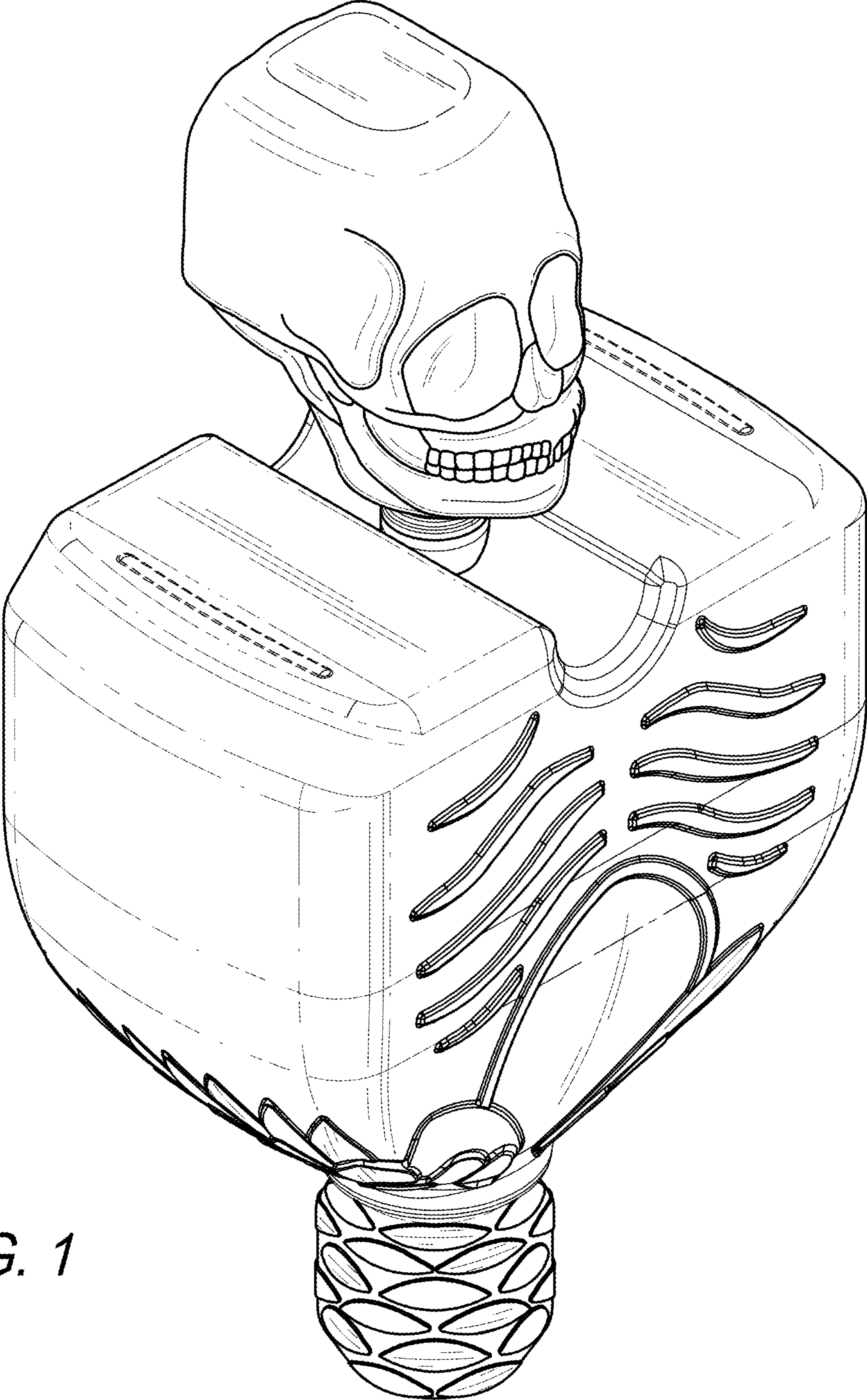


FIG. 1

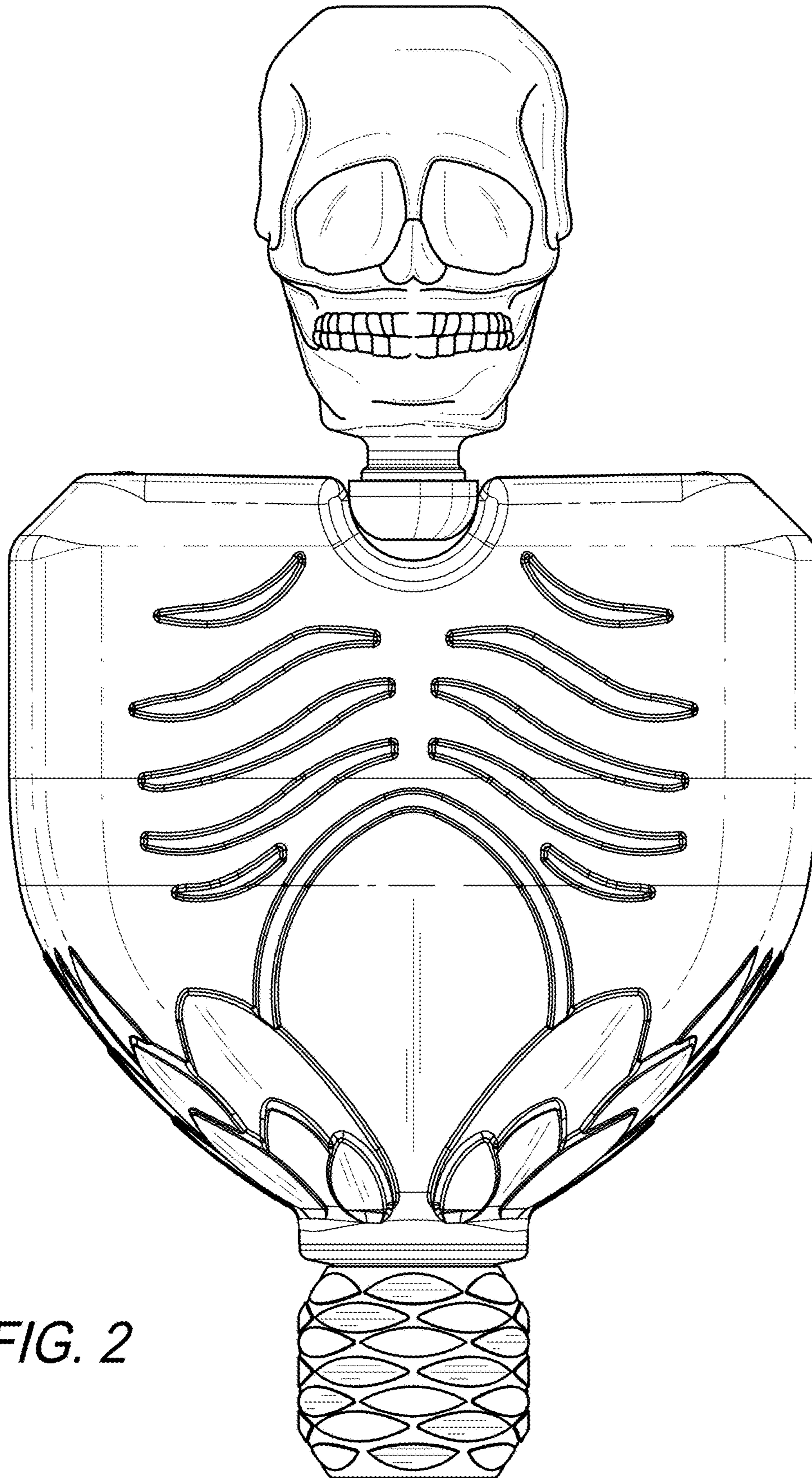


FIG. 2

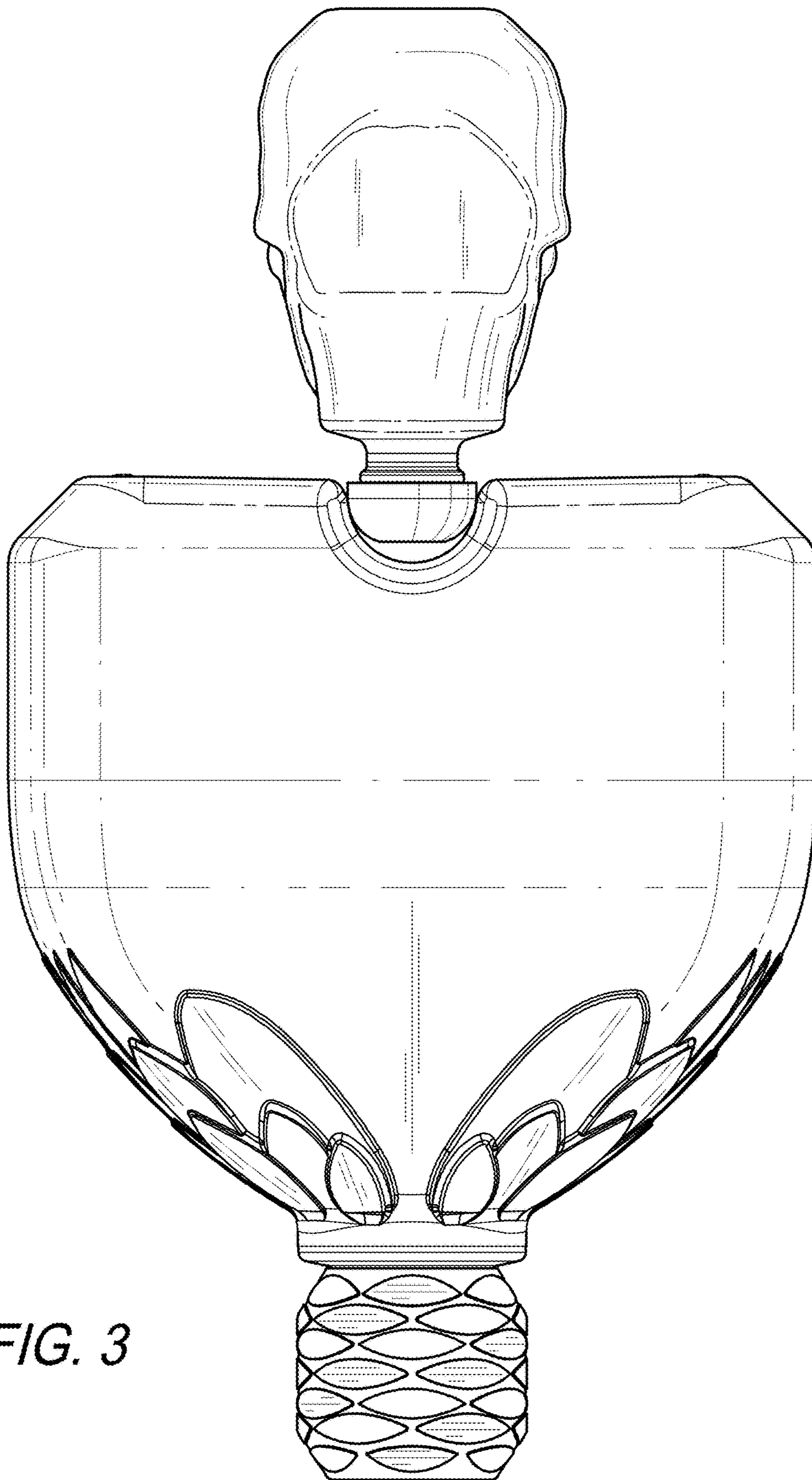


FIG. 3

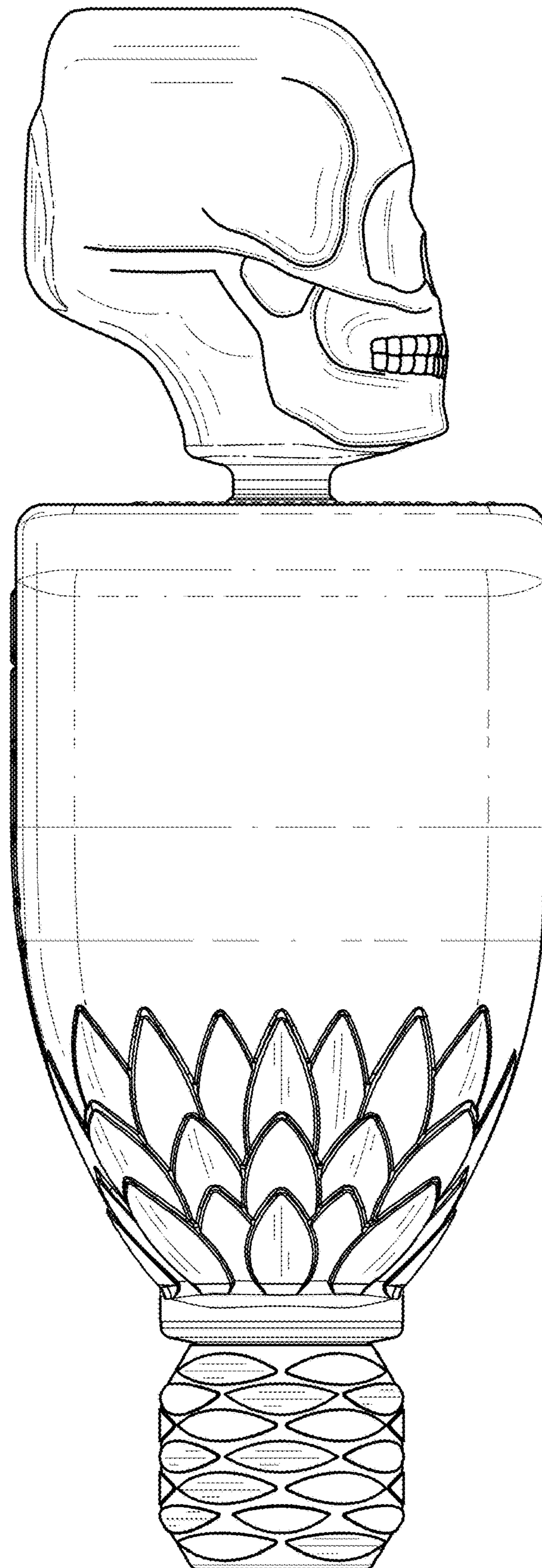


FIG. 4

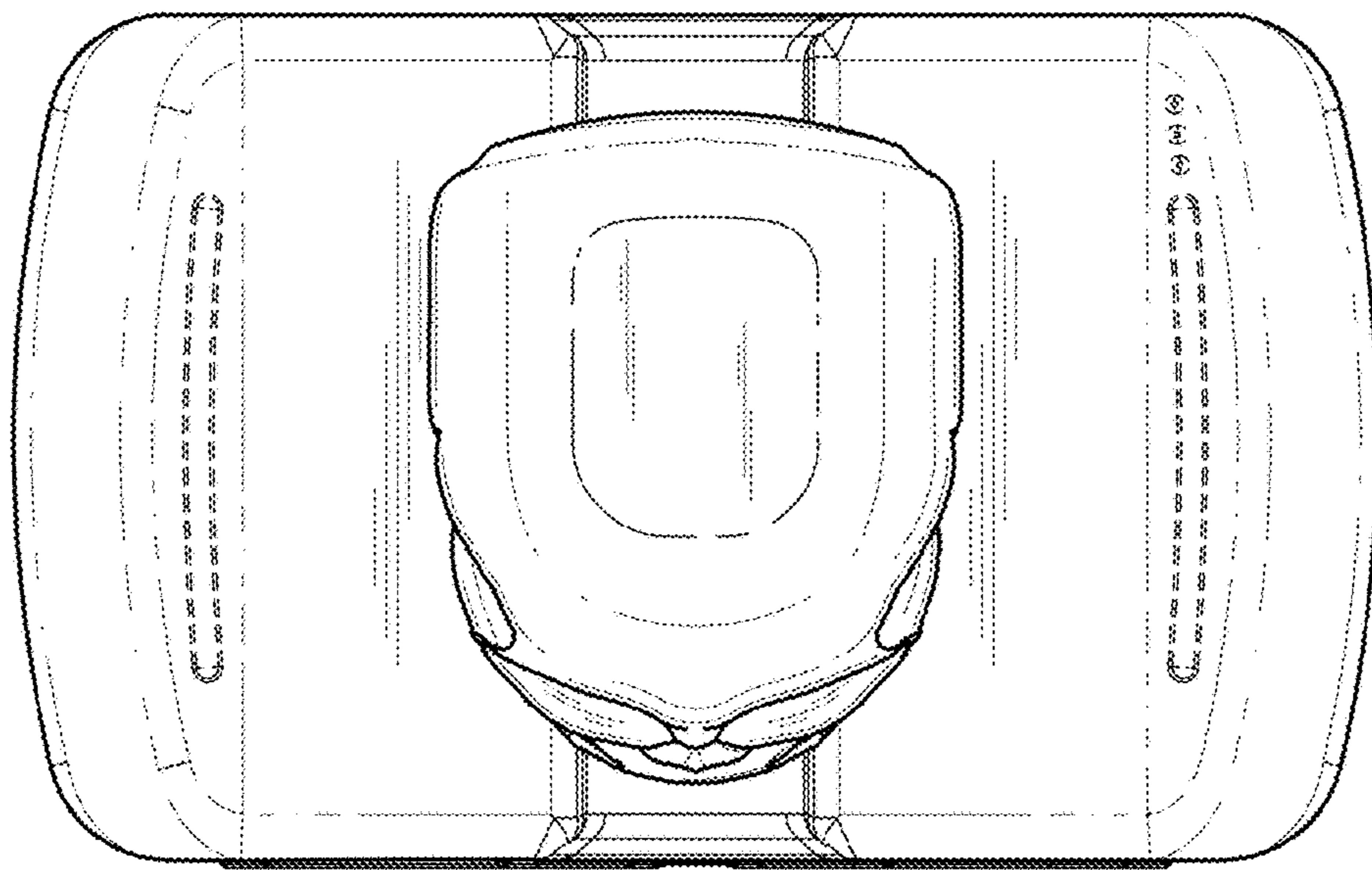


FIG. 5




FIG. 6