



US00D843800S

(12) **United States Design Patent**
Jiang et al.

(10) **Patent No.:** **US D843,800 S**

(45) **Date of Patent:** **** Mar. 26, 2019**

(54) **GRINDER**

(71) Applicant: **Shenzhen Best Grinder Technology Co., Ltd.**, Shenzhen (CN)

(72) Inventors: **Liyuan Jiang**, Shenzhen (CN); **Libing Hu**, Shenzhen (CN)

(73) Assignee: **SHENZHEN BEST GRINDER TECHNOLOGY CO., LTD.**, Shenzhen (CN)

(**) Term: **15 Years**

(21) Appl. No.: **29/636,540**

(22) Filed: **Feb. 9, 2018**

(30) **Foreign Application Priority Data**

Jan. 19, 2018 (CN) 2018 3 0026815

(51) **LOC (11) Cl.** **08-01**

(52) **U.S. Cl.**
USPC **D8/61**

(58) **Field of Classification Search**

USPC D8/61, 62, 67, 69; 81/57, 57.11, 57.14,
81/57.26, 429, 464, 469; 173/2, 170,
173/176, 181

CPC B25B 21/02; B25B 21/008; B25B 23/16;
B25B 23/1405; B25B 17/1617; A61B
17/1615

See application file for complete search history.

(56) **References Cited**

U.S. PATENT DOCUMENTS

D423,897 S * 5/2000 Cooper D8/61
D439,978 S * 4/2001 Ark D24/140

D466,776 S *	12/2002	Hsiao	D8/62
D508,641 S *	8/2005	Uchida	D8/61
D565,916 S *	4/2008	Chen	D8/61
D569,205 S *	5/2008	Lai	D8/61
D586,195 S *	2/2009	Okuda	D8/61
D600,413 S *	9/2009	Khubani	D30/158
D618,079 S *	6/2010	Blythe	D8/61
D634,998 S *	3/2011	Garfield	D8/61
D663,180 S *	7/2012	Jerome	D8/61
D677,540 S *	3/2013	Meyers	D8/61
D689,354 S *	9/2013	Mitchell	D8/61
D720,196 S *	12/2014	Hsiao	D8/61
D755,032 S *	5/2016	Martinez	D8/61
D755,600 S *	5/2016	Elofsson	D8/61
D768,452 S *	10/2016	Padget	D8/61

* cited by examiner

Primary Examiner — Austin Murphy

(74) *Attorney, Agent, or Firm* — Gokalp Bayramoglu

(57) **CLAIM**

The ornamental design for a grinder, as shown and described.

DESCRIPTION

FIG. 1 is a perspective view of a grinder showing the new design;

FIG. 2 is a front view of the grinder;

FIG. 3 is a rear view of the grinder;

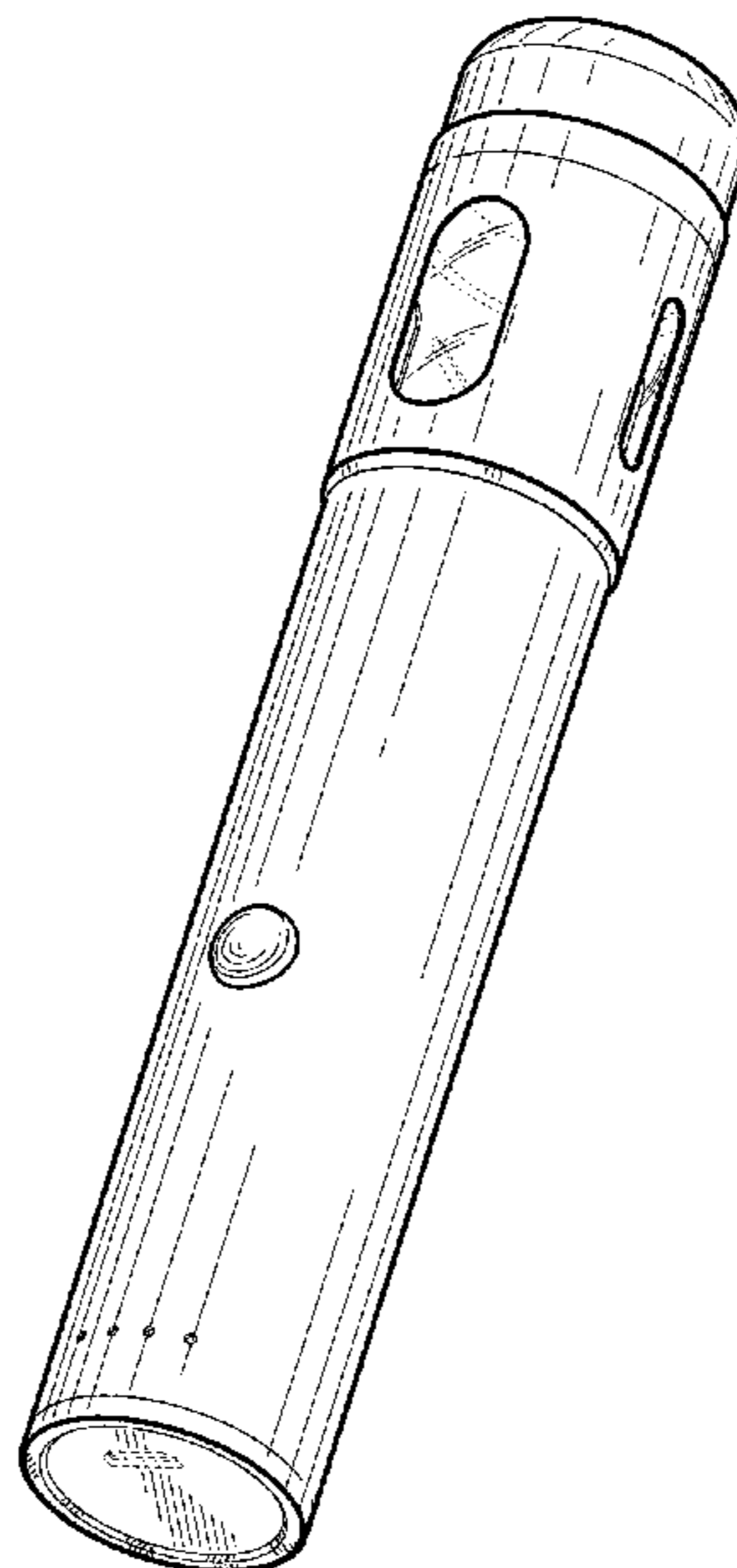
FIG. 4 is a left side view of the grinder;

FIG. 5 is a right side view of the grinder;

FIG. 6 is a top view of the grinder; and,

FIG. 7 is a bottom view of the grinder.

1 Claim, 7 Drawing Sheets



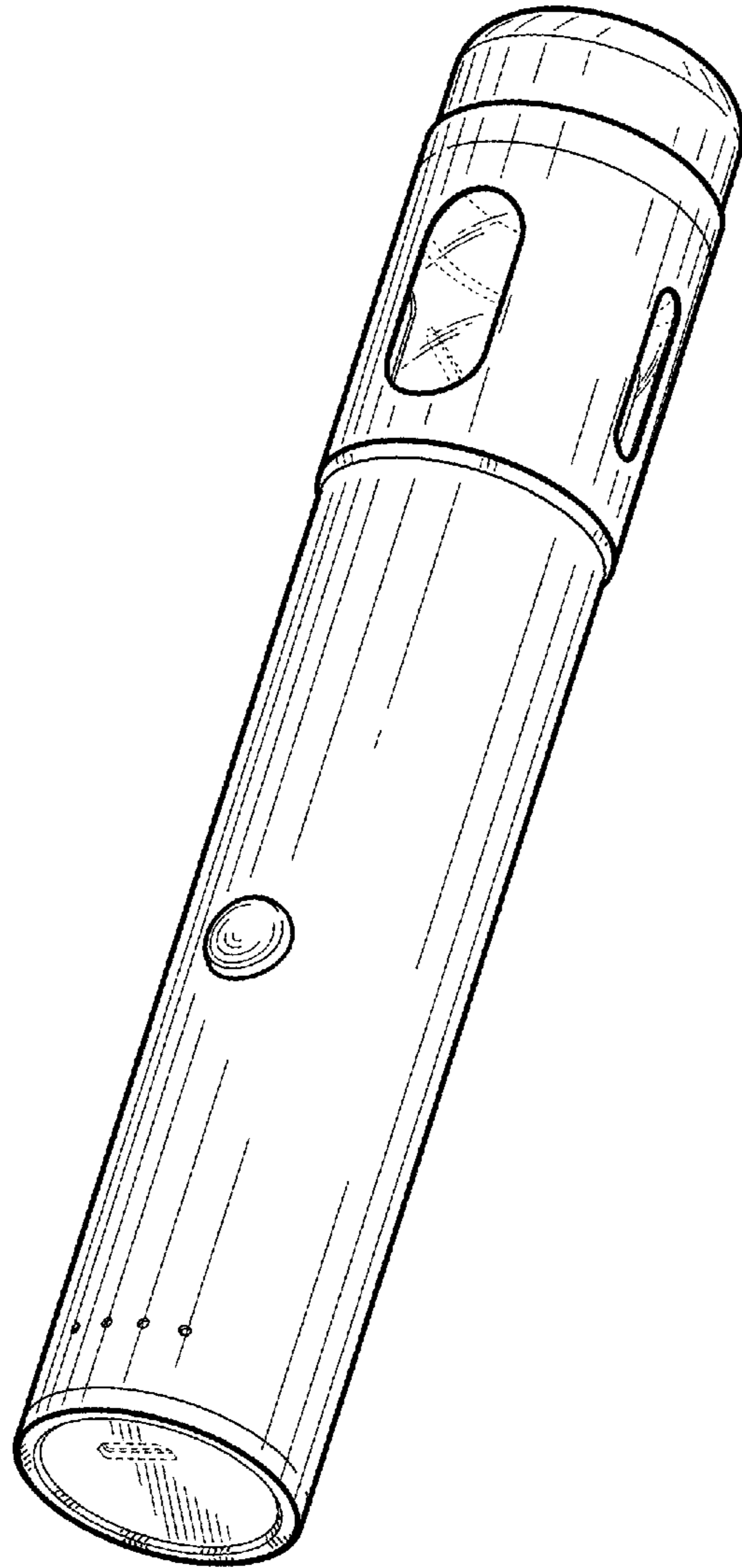


FIG. 1




FIG. 2




FIG. 3




FIG. 4




FIG. 5

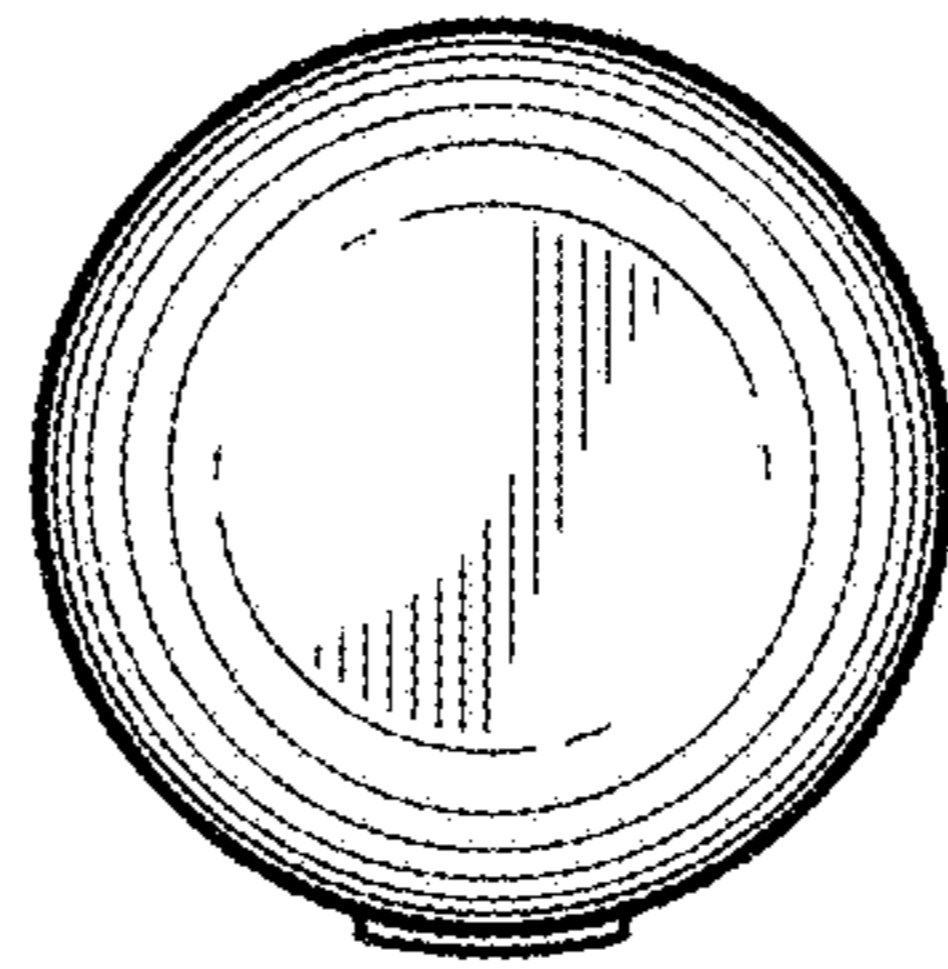


FIG. 6

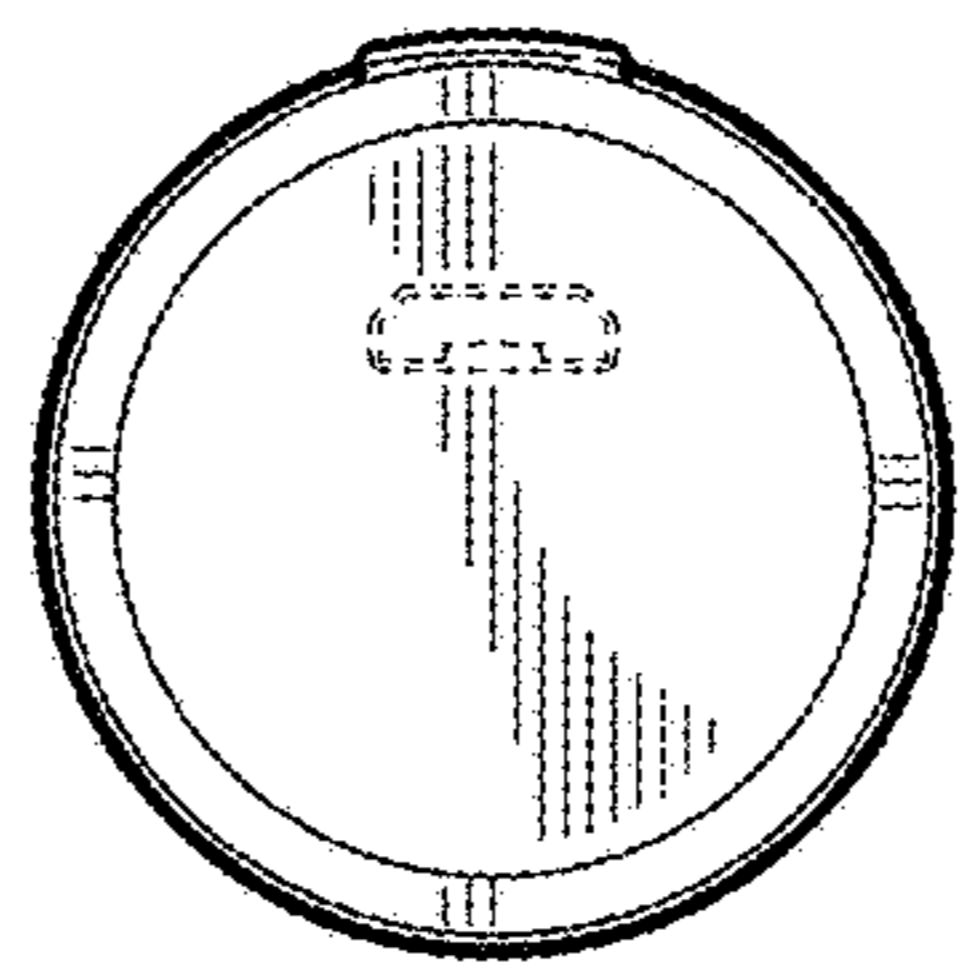


FIG. 7