



US00D843799S

(12) **United States Design Patent** (10) **Patent No.:** **US D843,799 S**
Magana et al. (45) **Date of Patent:** **** Mar. 26, 2019**

(54) **WEEDER**

(56) **References Cited**

(71) Applicant: **CORONA CLIPPER, INC.**, Corona, CA (US)

U.S. PATENT DOCUMENTS

(72) Inventors: **Anthony Magana**, Riverside, CA (US);
James J. Wolf, Waconia, MN (US);
Kevin Michael Kroeger, Anthem, AZ (US);
O’Ryan Lopez, Fontana, CA (US);
Estevan Jose Silvas, Jr., Corona, CA (US);
Craig Steven Agney, Minneapolis, MN (US)

D300,714 S * 4/1989 Skibell D8/9
D392,165 S * 3/1998 Wang D8/9
D621,669 S * 8/2010 Donald D8/7
D723,888 S * 3/2015 Pope D8/7

* cited by examiner

(73) Assignee: **CORONA CLIPPER, INC.**, Corona, CA (US)

Primary Examiner — Sheryl Lane

(**) Term: **15 Years**

(57) **CLAIM**

The ornamental design for a weeder, as shown and described.

(21) Appl. No.: **29/613,490**

DESCRIPTION

(22) Filed: **Aug. 10, 2017**

FIG. 1 is a front perspective of a weeder showing my new design;

(51) **LOC (11) Cl.** **08-01**

FIG. 2 is a front elevational view thereof;

(52) **U.S. Cl.**

FIG. 3 is a back elevational view thereof;

USPC **D8/6**

FIG. 4 is a left side elevational view thereof;

(58) **Field of Classification Search**

USPC D8/1, 6, 7, 11, 13, 9; D15/11

FIG. 5 is a right side elevational view thereof;

CPC A01B 1/14; A01B 1/22; A01B 1/06; A01B 1/243; A01B 1/20; A01G 20/30

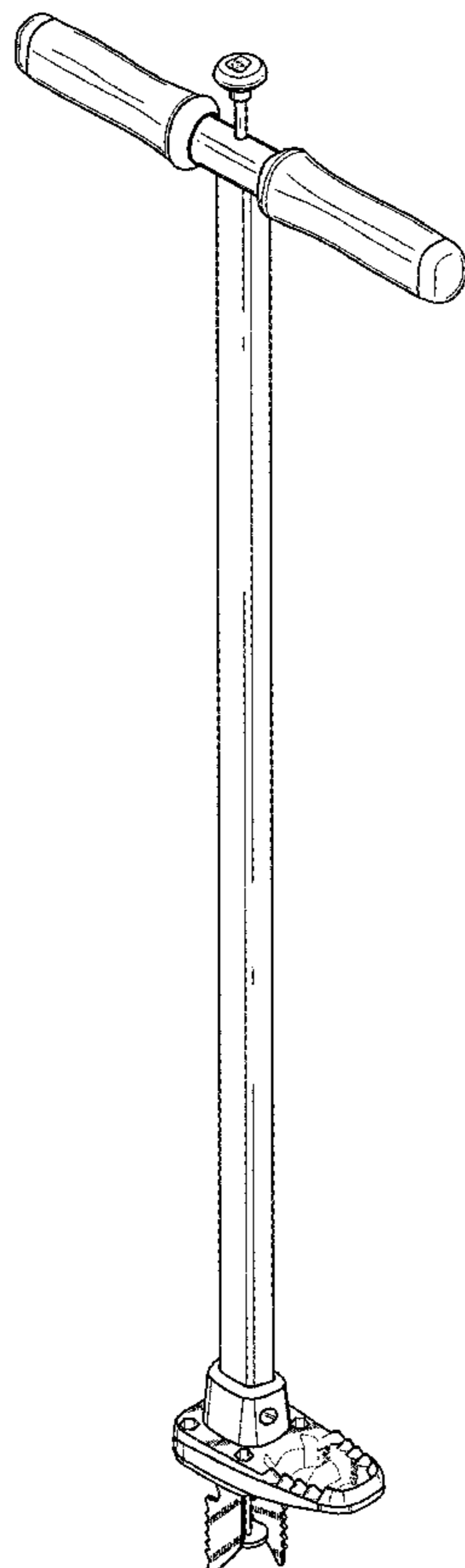
FIG. 6 is a top plan view thereof; and,

See application file for complete search history.

FIG. 7 is a bottom plan view thereof.

The matter displayed in dashed lines indicates context and does not form any part of the claimed design.

1 Claim, 5 Drawing Sheets



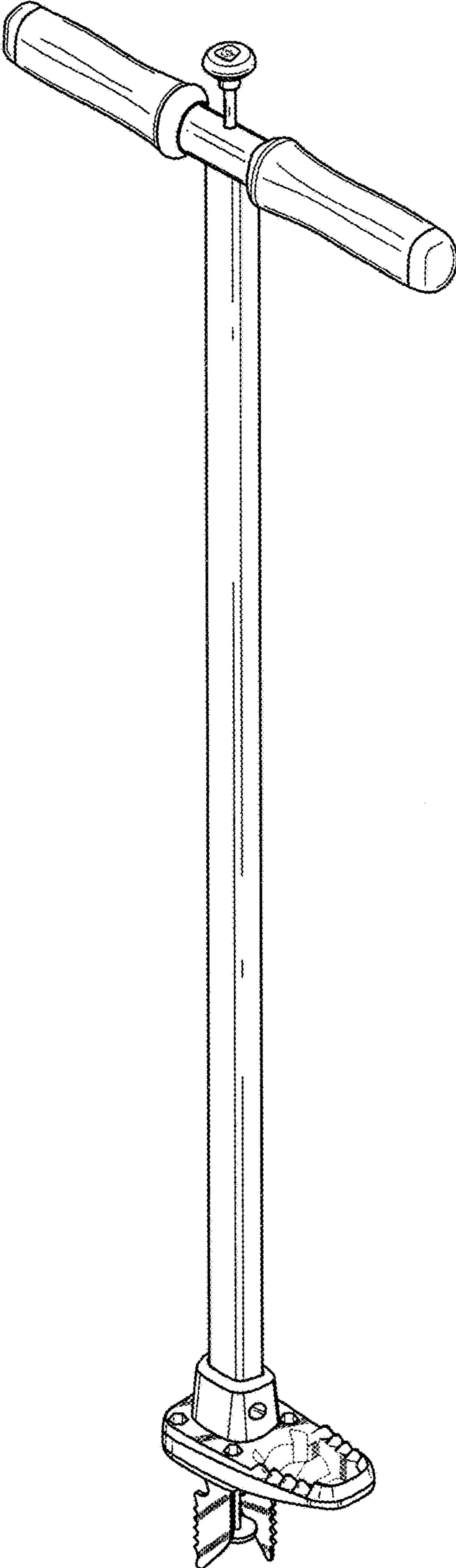


FIG. 1

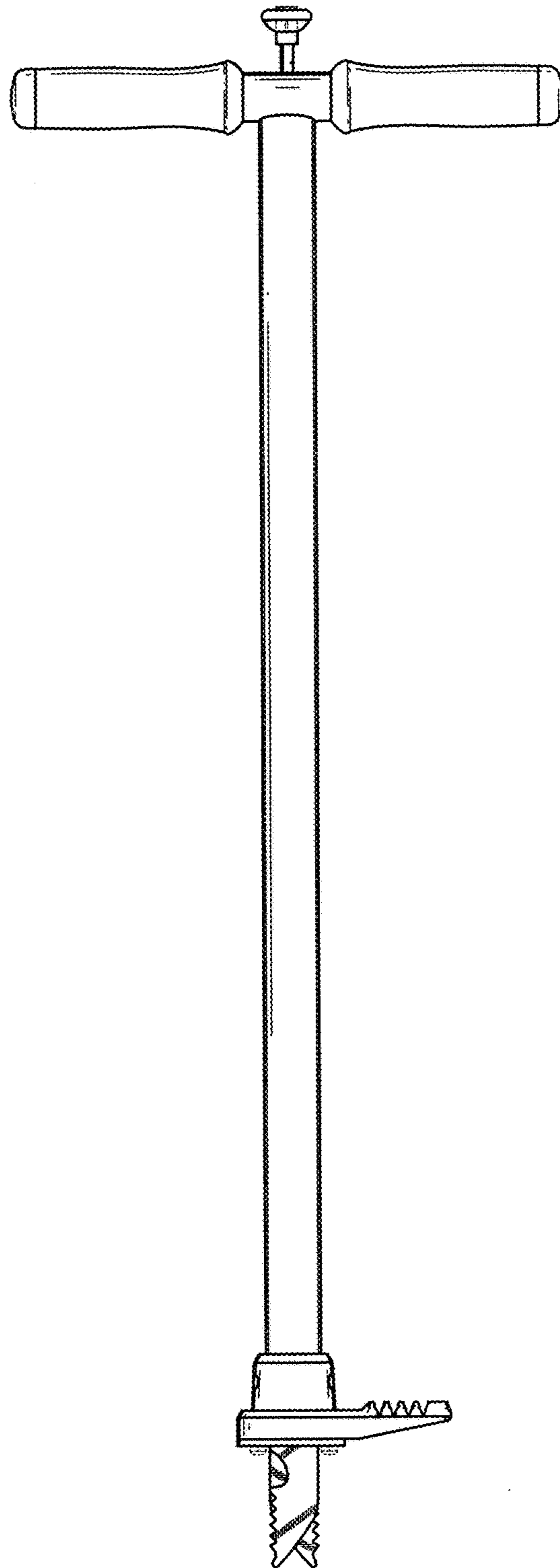


FIG. 2

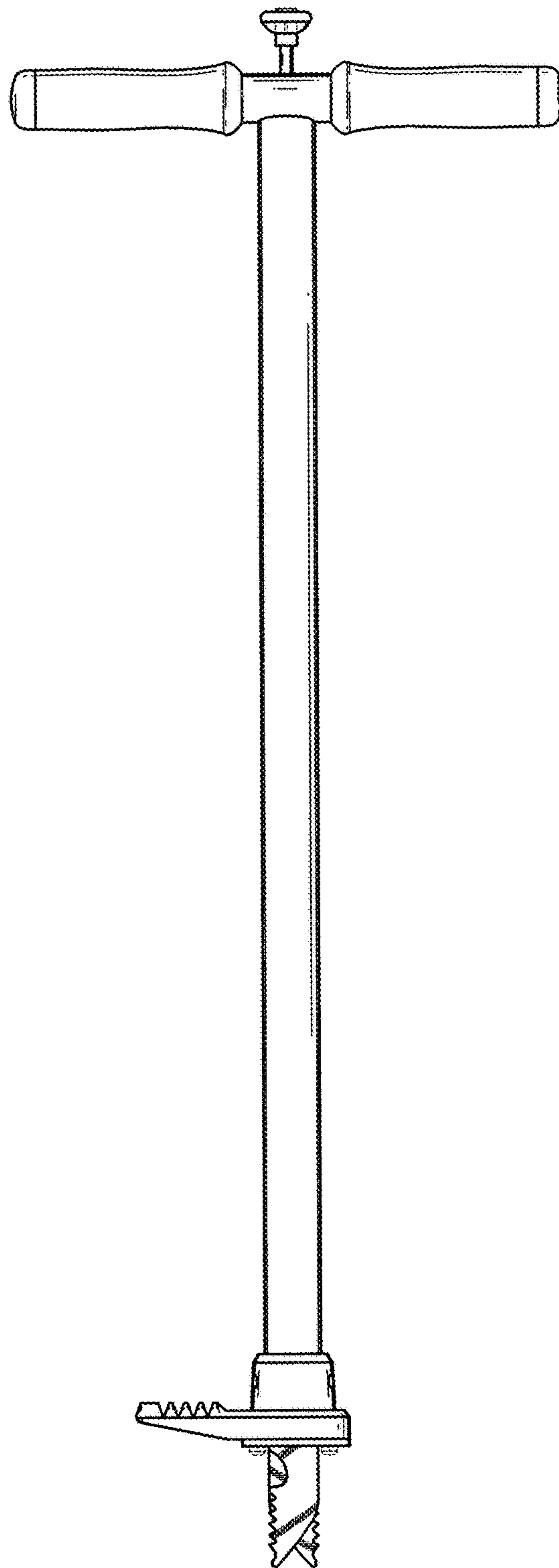


FIG. 3

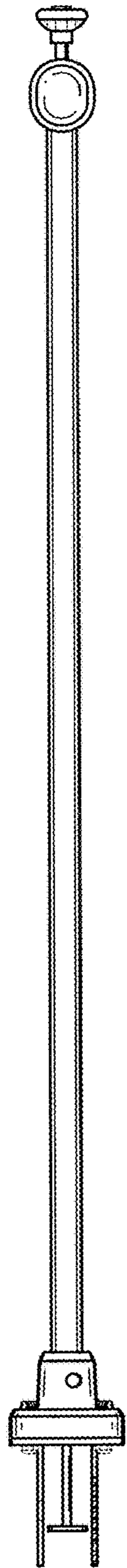


FIG. 4

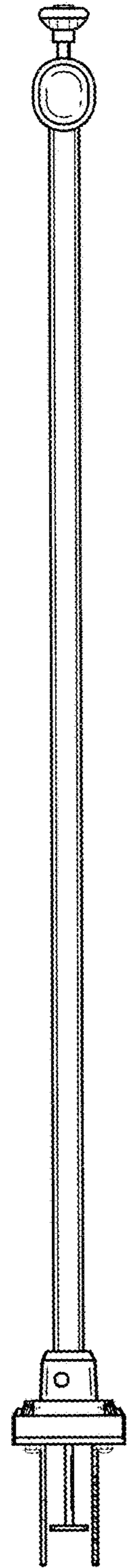


FIG. 5

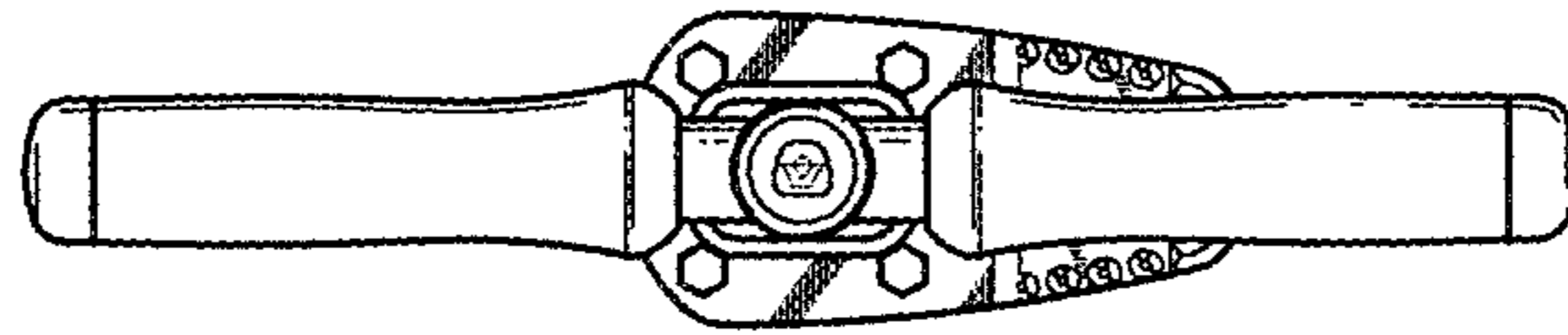


FIG. 6

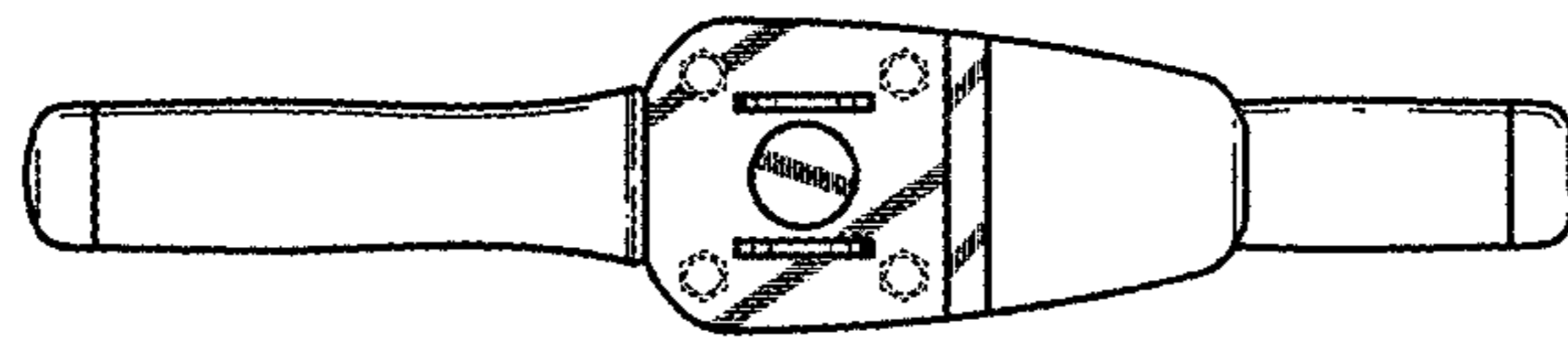


FIG. 7