



US00D843787S

(12) **United States Design Patent** (10) **Patent No.:** **US D843,787 S**  
**Bo** (45) **Date of Patent:** **\*\* Mar. 26, 2019**

- (54) **GEOMETRIC VACUUM TUMBLER**
- (71) Applicant: **Anhui Inno-Sign International Co., Ltd.**, Hefei (CN)
- (72) Inventor: **Jin Bo**, Hefei (CN)
- (73) Assignee: **ANHUI INNO-SIGN INT'L CO., LTD.**, Hefei (CN)
- (\*\*) Term: **15 Years**
- (21) Appl. No.: **29/627,081**
- (22) Filed: **Nov. 22, 2017**
- (51) **LOC (11) Cl.** ..... **07-01**
- (52) **U.S. Cl.**  
USPC ..... **D7/523; D7/530**
- (58) **Field of Classification Search**  
USPC ..... D7/509, 510, 511, 523, 532, 534, 536, D7/300.1, 533, 394, 395, 531, 608, 529, D7/513, 507, 530; D24/197; 220/592.16, 220/592.17, 704, 705, 706, 707; D9/435, D9/447  
CPC ..... A47G 19/22; A47G 19/2205; A47G 19/2211; A47G 19/2266; A47G 19/2288; B65D 47/066; B65D 43/02; B65D 43/04; A47J 43/27; A47J 41/02  
See application file for complete search history.

D449,963 S *	11/2001	Neal	.....	D7/514
D474,074 S *	5/2003	Hou	.....	D7/523
D480,270 S *	10/2003	Hou	.....	D7/523
D489,940 S *	5/2004	Gluck	.....	D7/509
D512,270 S *	12/2005	Harris	.....	D7/529
D554,434 S *	11/2007	Morrison	.....	D7/509
D584,568 S *	1/2009	Gibbs	.....	D7/509
D618,962 S *	7/2010	Liming	.....	D7/396.2
D701,427 S *	3/2014	Edmund	.....	D7/523
D721,006 S *	1/2015	Tsai	.....	D11/143
D750,438 S *	3/2016	Passot	.....	D7/523
D795,649 S *	8/2017	Ke	.....	D7/509
D798,110 S *	9/2017	Valenti	.....	D7/507
D817,099 S *	5/2018	Bo	.....	D7/523

\* cited by examiner

*Primary Examiner* — Marianne N Pandozzi  
*Assistant Examiner* — Jae Liang  
(74) *Attorney, Agent, or Firm* — Richards Patent Law P.C.

(57) **CLAIM**

The ornamental design for a geometric vacuum tumbler, as shown and described.

**DESCRIPTION**

FIG. 1 is an isometric view of a geometric vacuum tumbler showing my new design;  
FIG. 2 is a front view thereof;  
FIG. 3 is a rear view thereof;  
FIG. 4 is a left side view thereof;  
FIG. 5 is a right side view thereof;  
FIG. 6 is a top view thereof; and,  
FIG. 7 is a bottom view thereof.

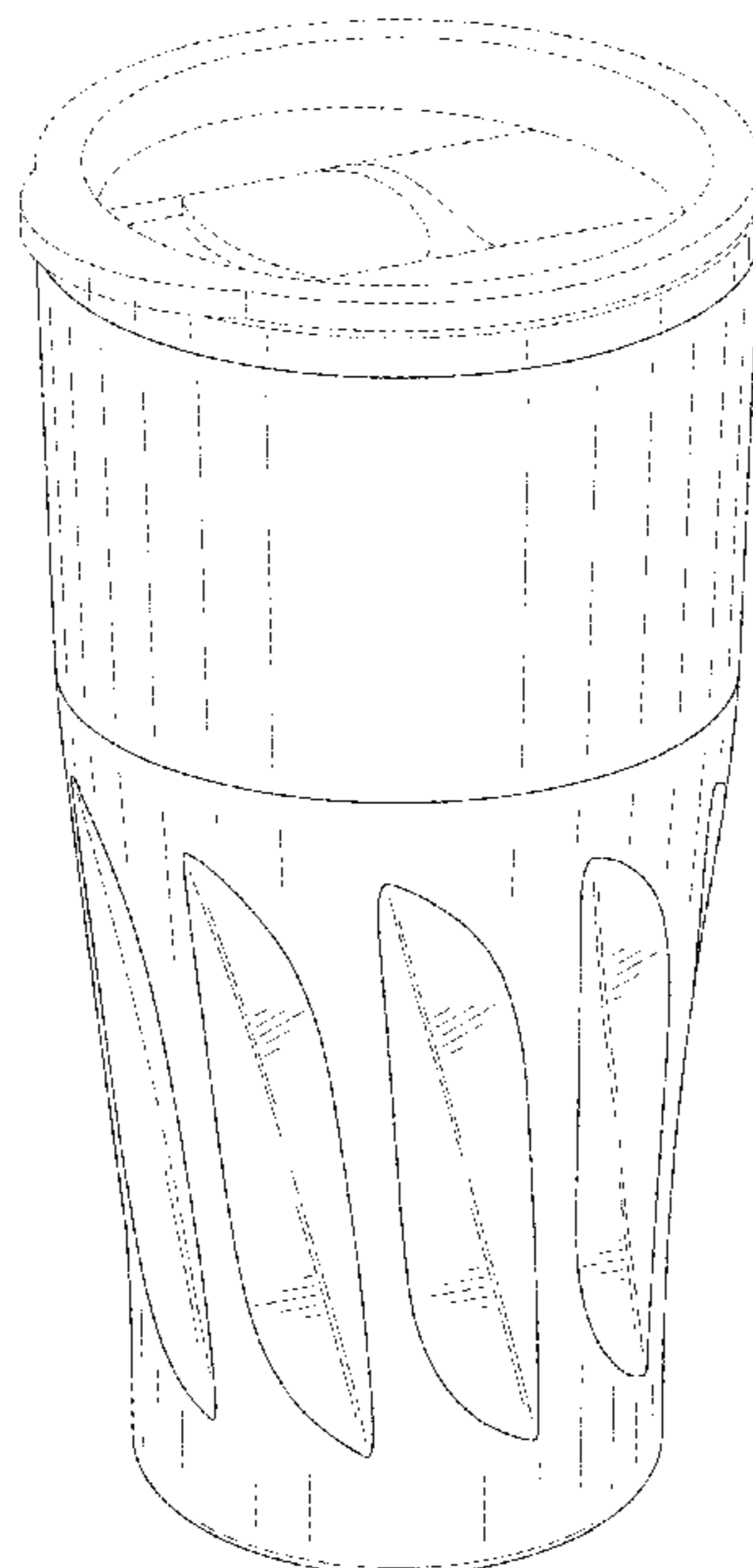
The broken lines in the drawings depict environmental subject matter only and form no part of the claimed design.

**1 Claim, 7 Drawing Sheets**

(56) **References Cited**

U.S. PATENT DOCUMENTS

D266,815 S *	11/1982	Durand	.....	D7/523
D329,170 S *	9/1992	Hoffer	.....	D7/509
D372,167 S *	7/1996	Ahern, Jr.	.....	D7/523
D444,675 S *	7/2001	Kerman	.....	D7/514



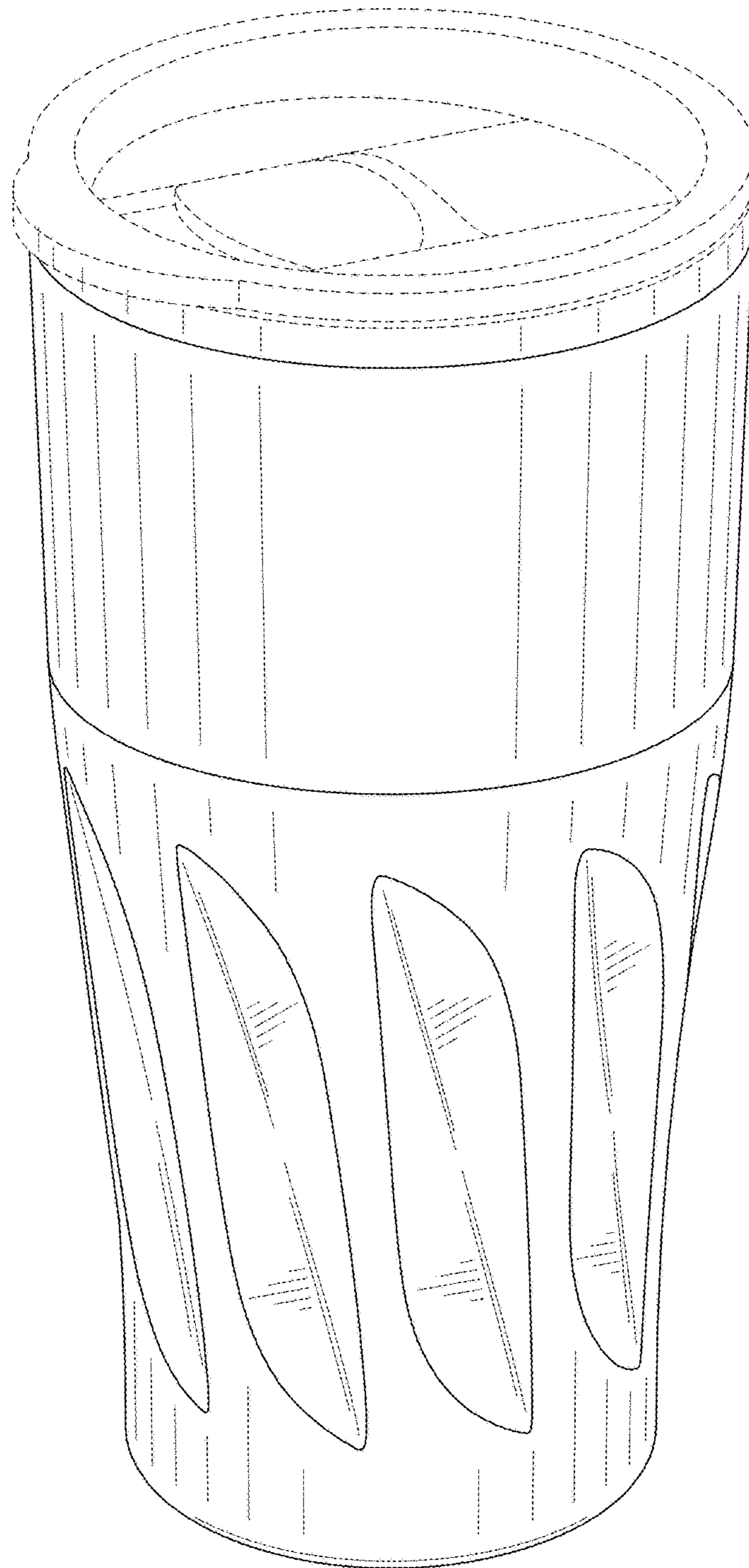


FIG. 1




FIG. 2




FIG. 3

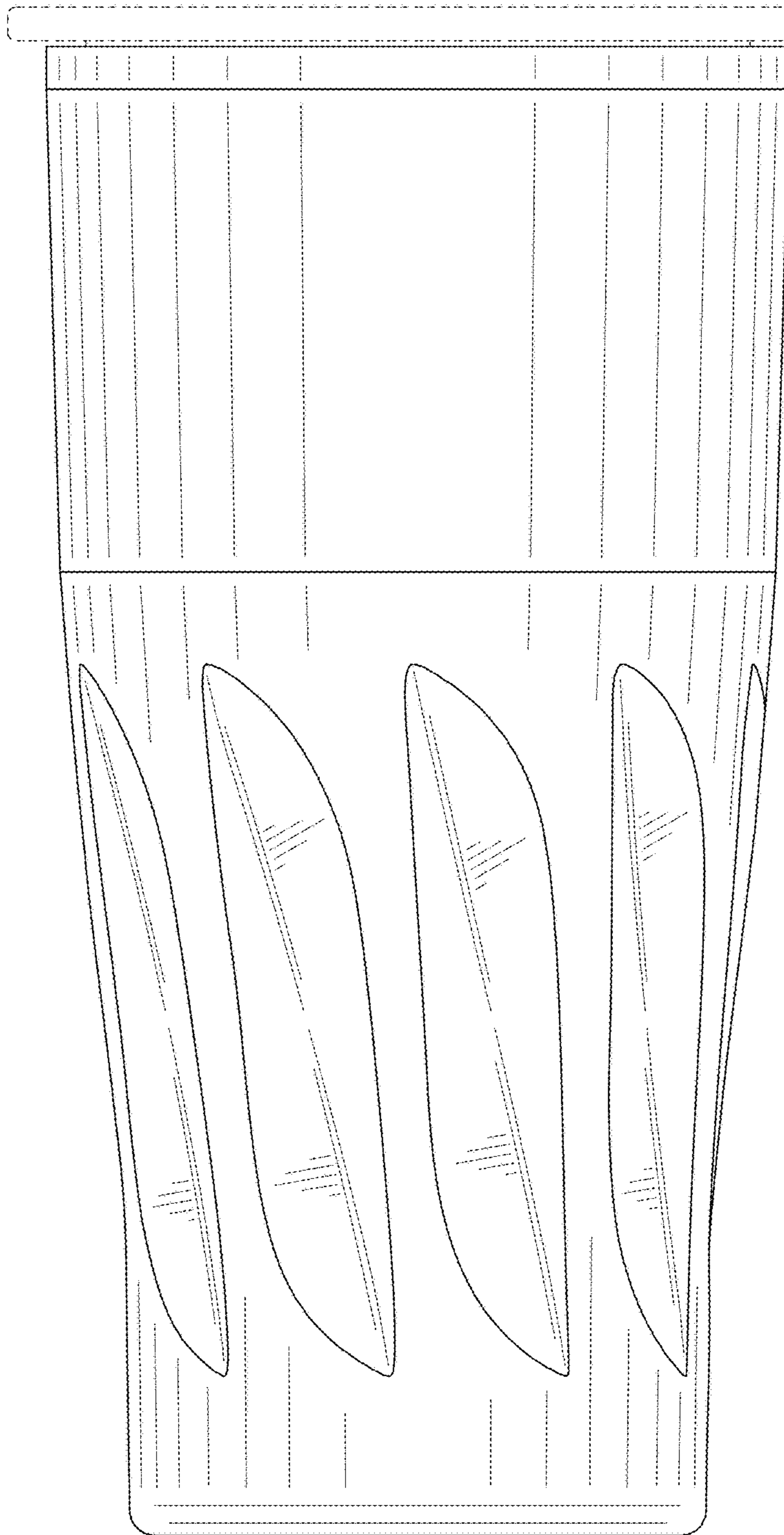


FIG. 4

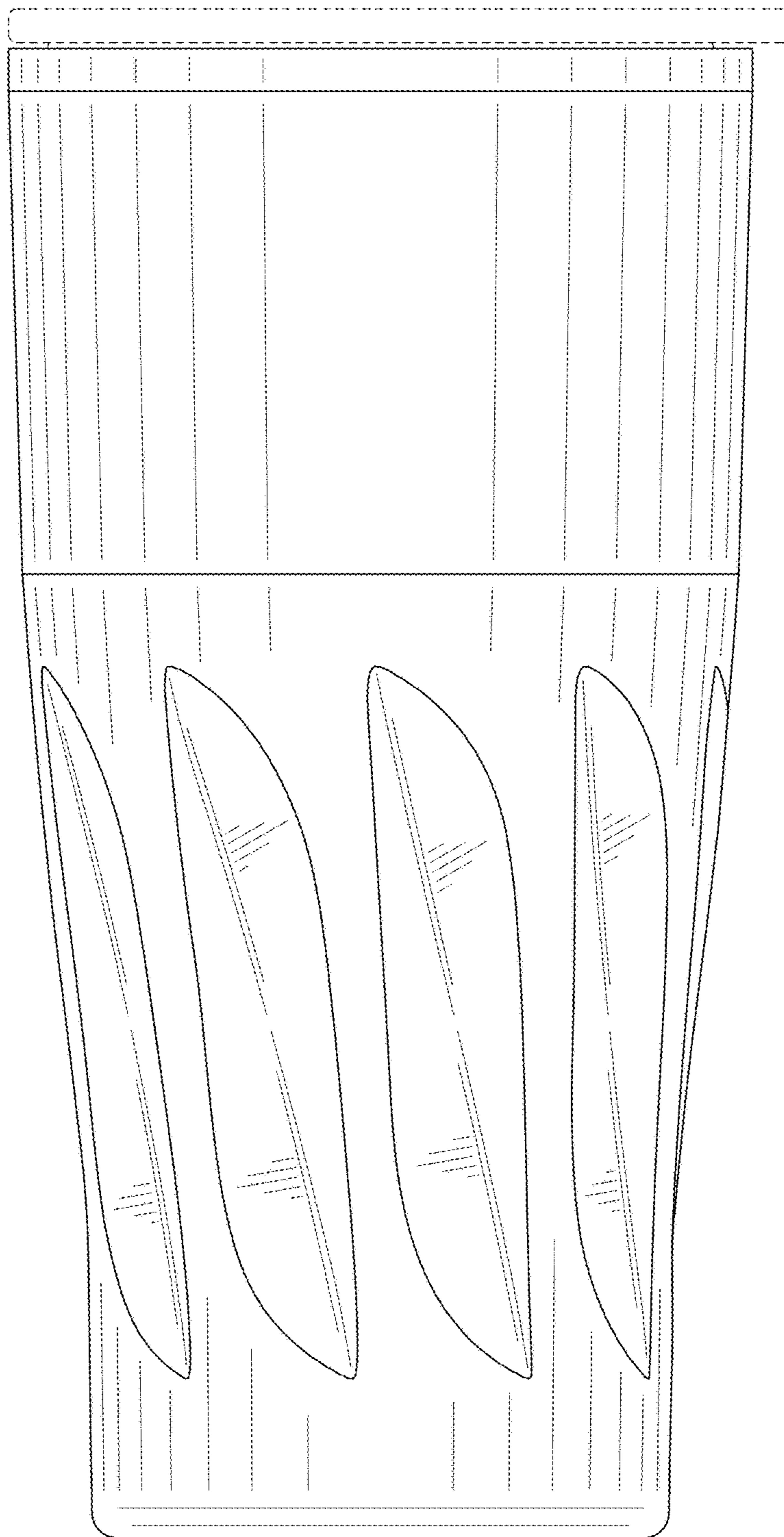


FIG. 5

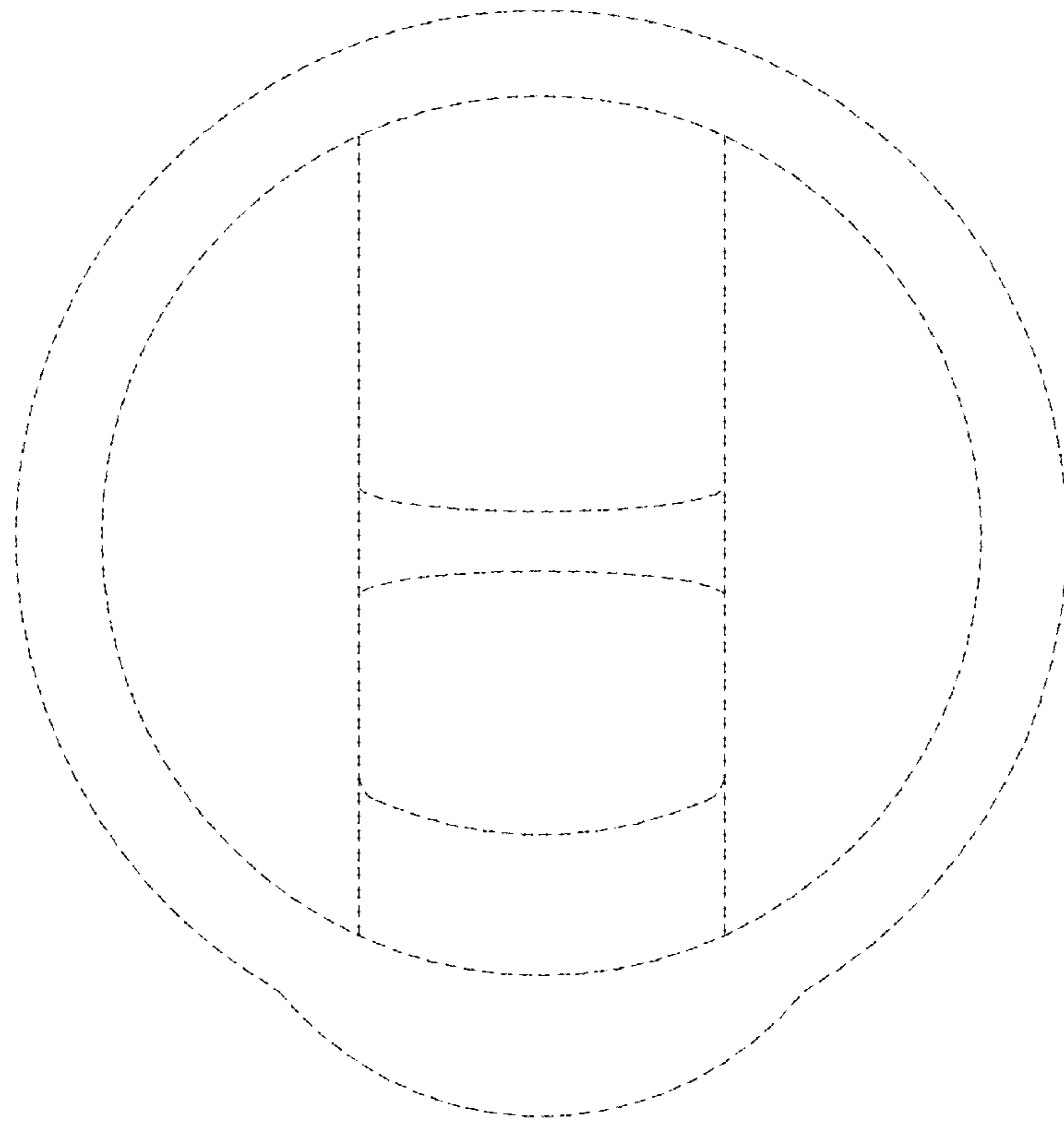


FIG. 6




FIG. 7