



US00D843783S

(12) **United States Design Patent**  
**Jones et al.**

(10) **Patent No.:** **US D843,783 S**  
(45) **Date of Patent:** **\*\* Mar. 26, 2019**

(54) **BRATT GRILLER**

(56) **References Cited**

(71) Applicant: **Base4 Ventures, LLC**, Carrollton, TX (US)

U.S. PATENT DOCUMENTS

(72) Inventors: **Autumn Alexis Jones**, Dallas, TX (US); **Joseph Charles Thompson**, Lewisville, TX (US)

1,945,165 A	1/1934	Smith	
D156,731 S	1/1950	Hobbs	
2,514,281 A	7/1950	Hobbs	
2,553,908 A	5/1951	Forman et al.	
2,804,819 A *	9/1957	Whealton	A47J 37/049 99/441
2,827,847 A *	3/1958	Shafter	A47J 37/0694 99/402
2,838,990 A *	6/1958	Stiburski	A47J 37/0694 99/419
4,380,192 A *	4/1983	Doren	A47J 43/283 140/71 R
5,355,778 A *	10/1994	Mayfield	A47J 43/18 220/485
D506,362 S	6/2005	Dow et al.	
D510,510 S *	10/2005	Zemel	D7/683
D521,821 S *	5/2006	Dow	D7/669
7,281,469 B1 *	10/2007	Barbour	A47J 43/18 211/181.1
D629,662 S	12/2010	Thompson	
D648,174 S *	11/2011	Lu	D7/354

(73) Assignee: **BASE4 VENTURES, LLC**, Carrollton, TX (US)

(\*\*) Term: **15 Years**

(21) Appl. No.: **29/620,701**

(22) Filed: **May 2, 2017**

(51) **LOC (11) Cl.** ..... **07-02**

(52) **U.S. Cl.**  
USPC ..... **D7/409**

(58) **Field of Classification Search**  
USPC ..... D7/323, 332, 335-337, 354-355,  
D7/359-364, 387-388, 402, 407-409,  
D7/683, 686

CPC .... A21B 2/00; A21B 3/00; A21B 3/13; A21B 3/15; A21B 5/00; A21B 5/02; A23N 12/06; A23N 12/08; A23N 12/10; A47G 19/30; A47J 37/00; A47J 37/04; A47J 37/041; A47J 37/042; A47J 37/049; A47J 37/06; A47J 37/0688; A47J 37/0694; A47J 37/07; A47J 37/0704; A47J 37/10; A47J 43/18; A47J 43/248; A47J 47/20; A47J 2037/00; A47J 2037/06; A47J 2037/0611; A47J 2037/07; A47J 2037/0786; A47J 2037/0795; F24C 15/10; F24C 15/12; F24C 15/14; F24C 15/16; F24C 15/164; F24C 15/18; H05B 3/68

See application file for complete search history.

(Continued)

*Primary Examiner* — Ricky Pham

(74) *Attorney, Agent, or Firm* — Jonathan E. Grant; Grant Patent Services

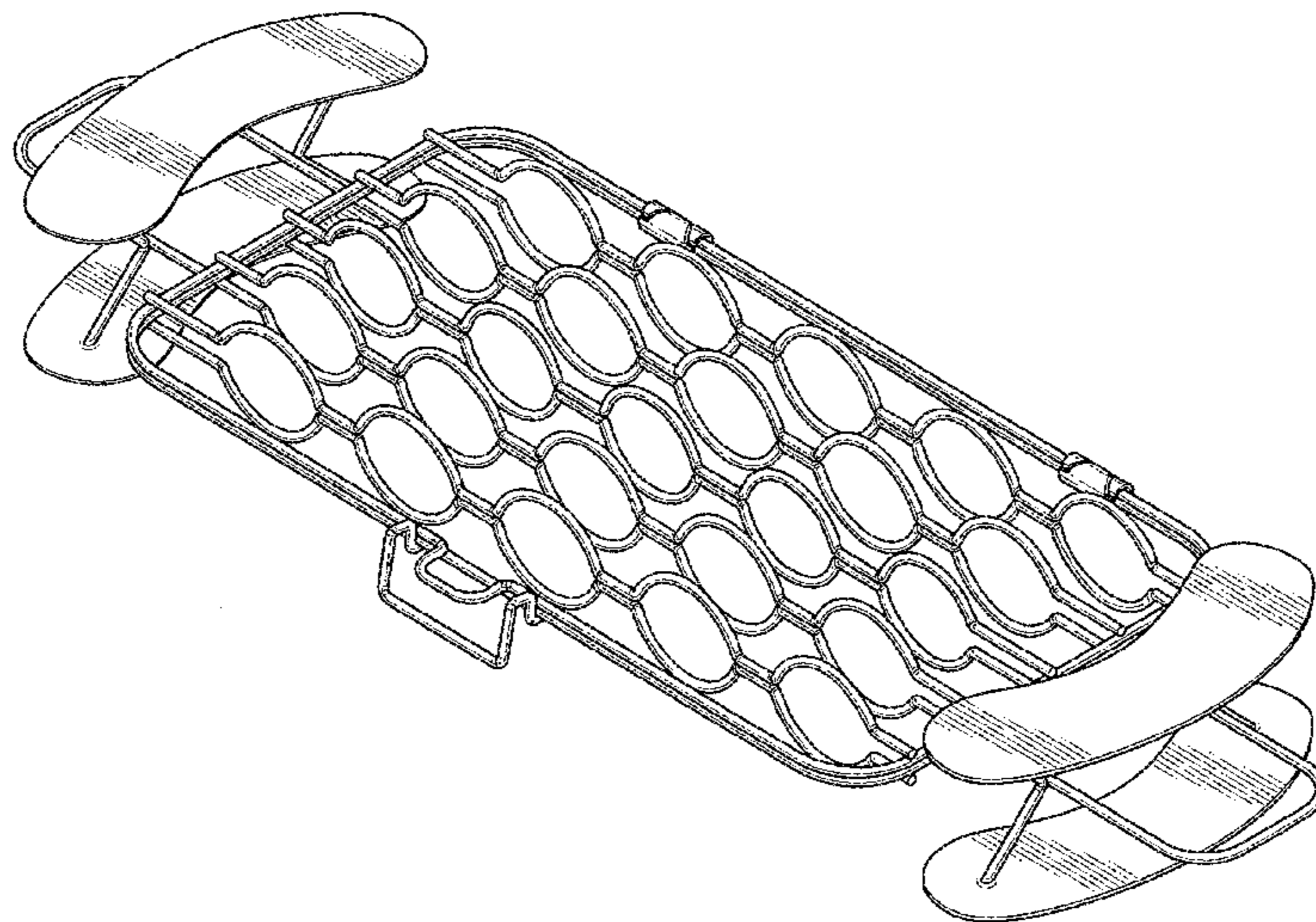
(57) **CLAIM**

The ornamental design for a bratt griller, as shown and described.

**DESCRIPTION**

FIG. 1—is a perspective view of the bratt griller;  
FIG. 2—is a front side of the bratt griller;  
FIG. 3—is a back side of the bratt grille  
FIG. 4—is a top side of the bratt griller;  
FIG. 5—is a bottom side of the bratt griller;  
FIG. 6—is a first side view of the bratt griller;  
FIG. 7 is a second side view of the bratt griller; and,  
FIG. 8 is a perspective view of an open bratt griller.

**1 Claim, 6 Drawing Sheets**



(56)

**References Cited**

U.S. PATENT DOCUMENTS

8,232,510 B2 *	7/2012	Addesso .....	H05B 3/68 219/386
D758,131 S	6/2016	Varney et al.	
2007/0205171 A1 *	9/2007	Iwata .....	A47G 19/30 211/181.1

\* cited by examiner

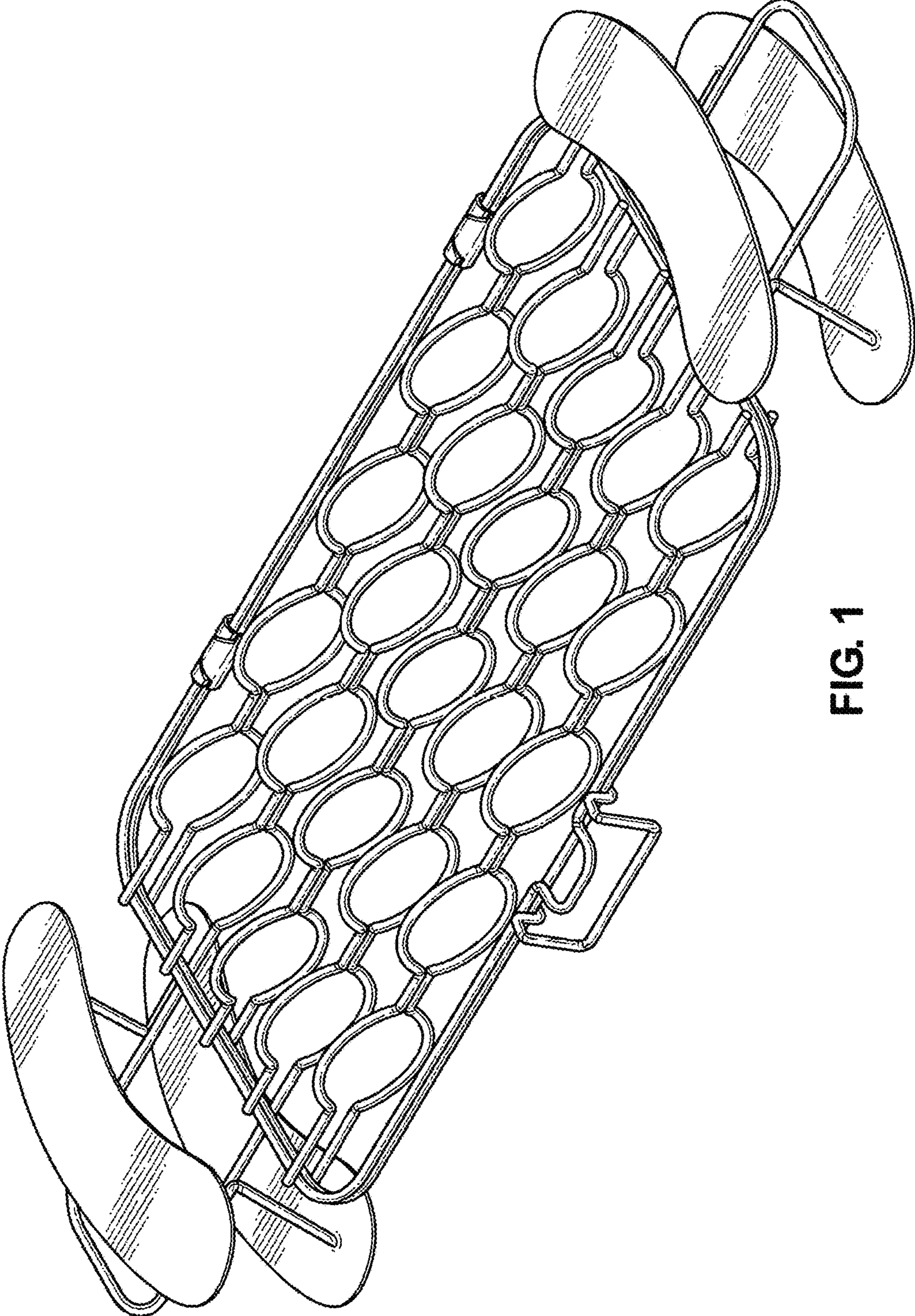


FIG. 1

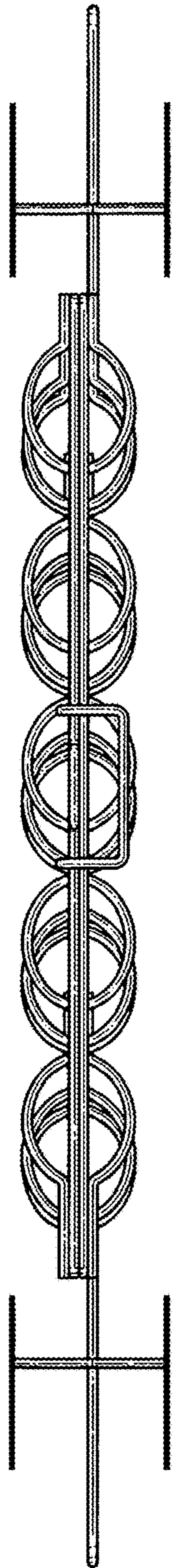


FIG. 2

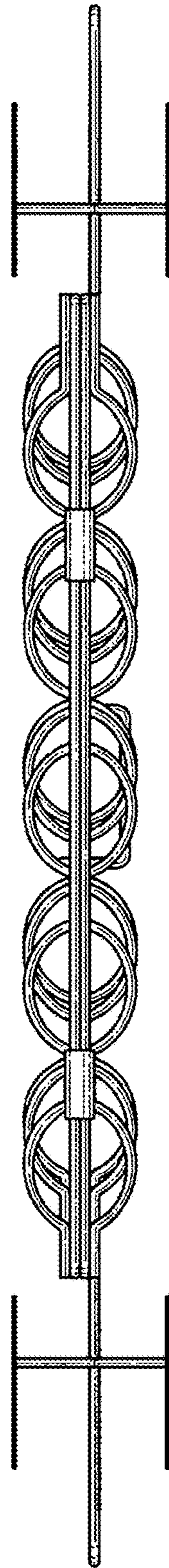


FIG. 3

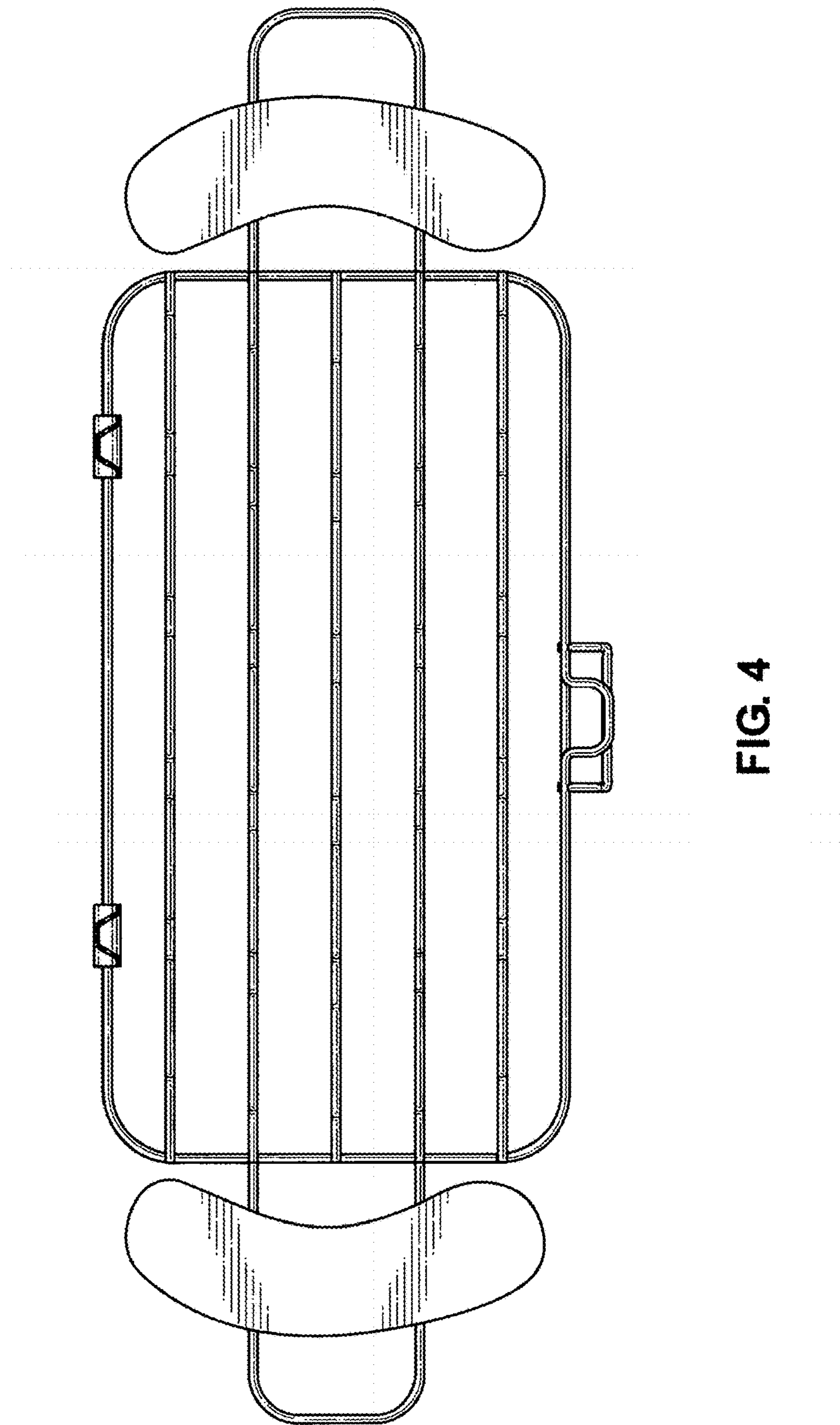


FIG. 4

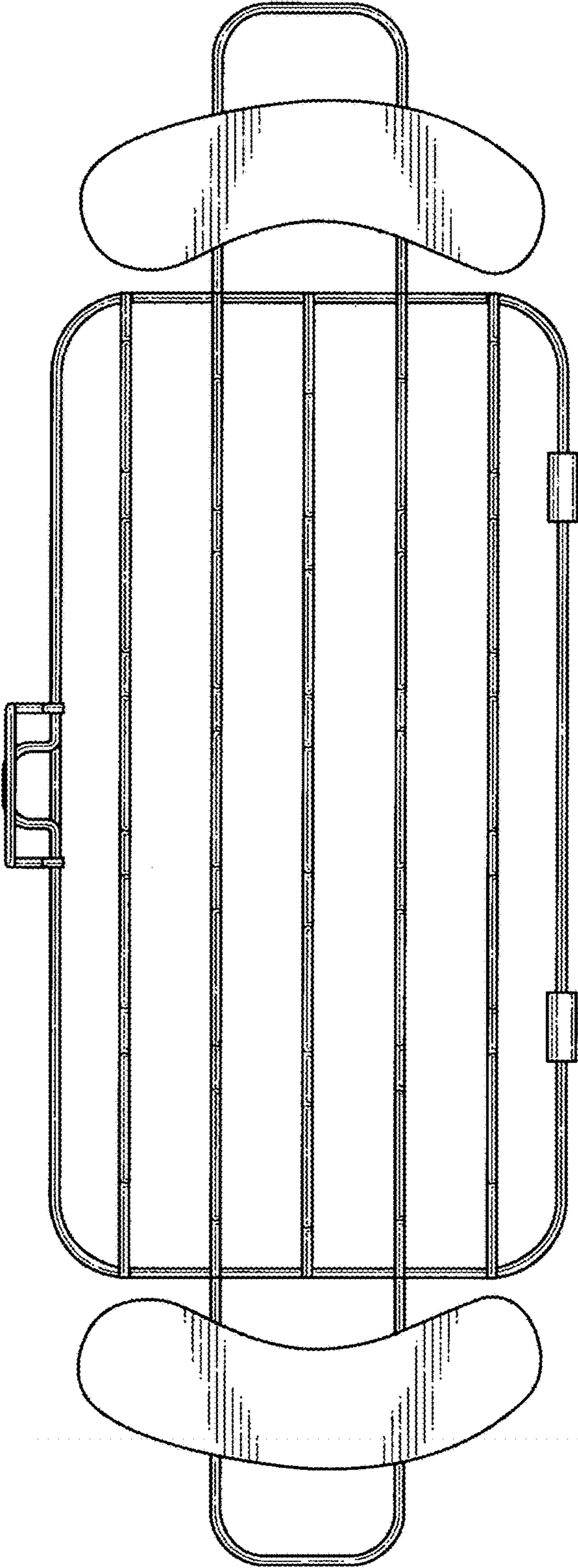


FIG. 5

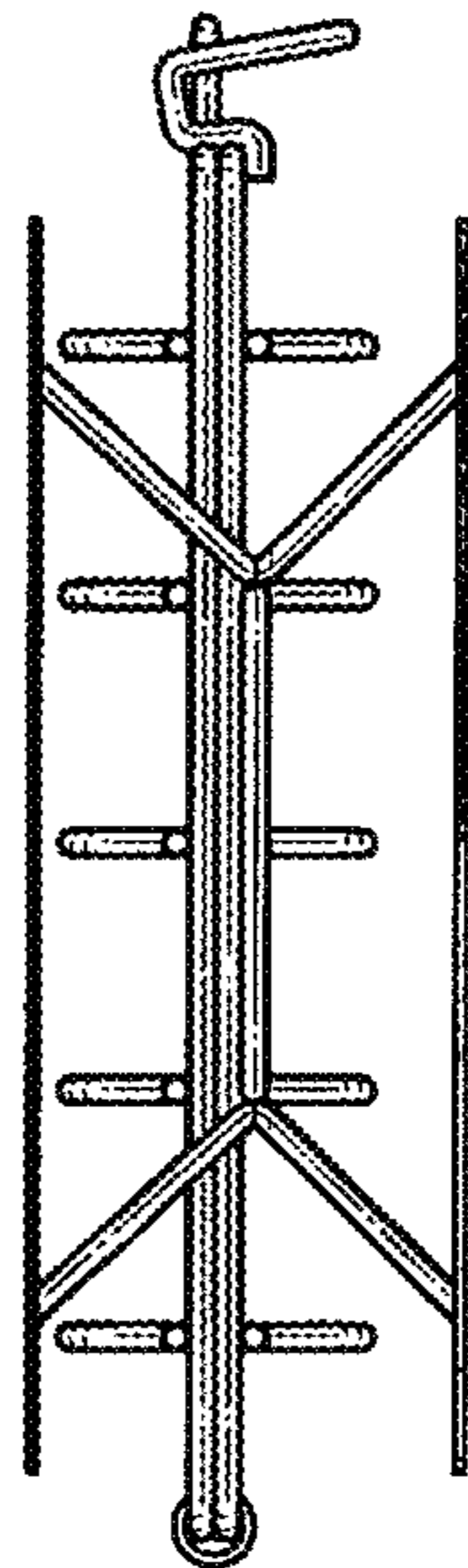


FIG. 6

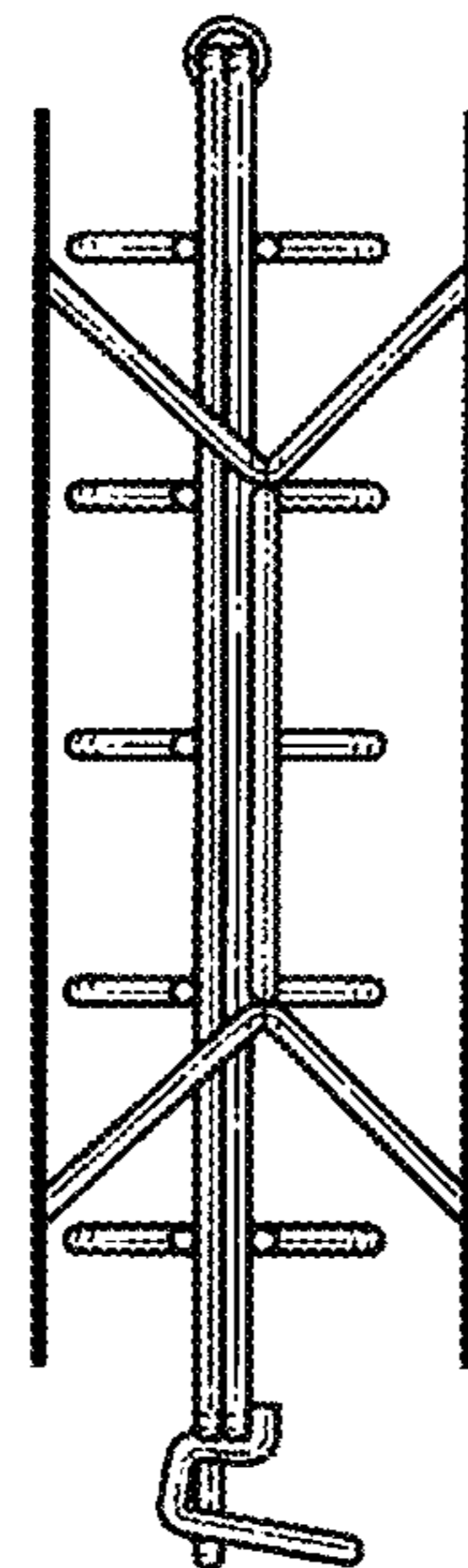


FIG. 7

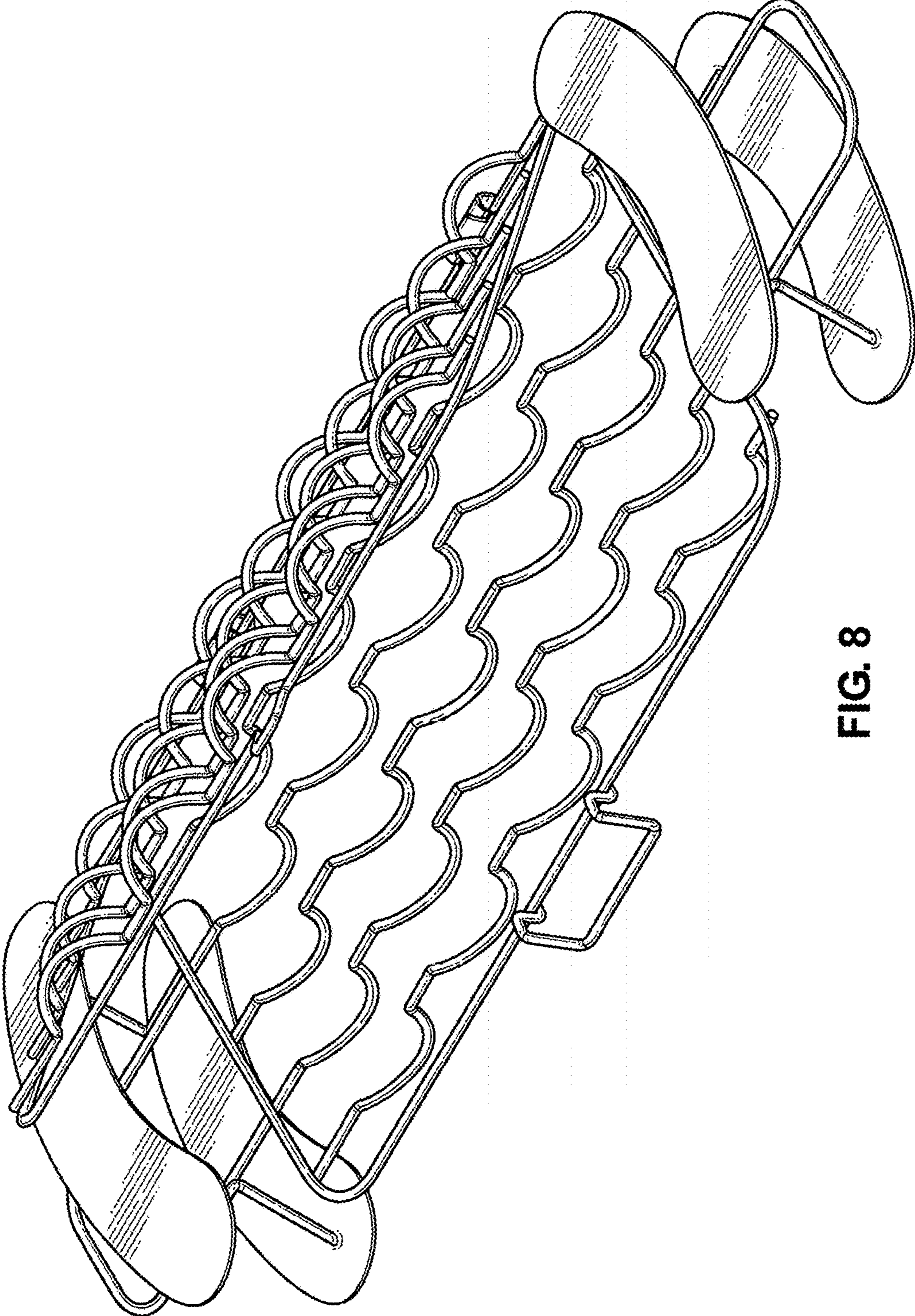


FIG. 8