



US00D843749S

(12) **United States Design Patent**  
**Aubry**

(10) **Patent No.:** **US D843,749 S**

(45) **Date of Patent:** **\*\* Mar. 26, 2019**

(54) **SECTIONAL**

(71) Applicant: **RH US, LLC**, Corte Madera, CA (US)

(72) Inventor: **Clodagh Aubry**, New York, NY (US)

(73) Assignee: **RH US, LLC**, Corte Madera, CA (US)

(\*\*) Term: **15 Years**

(21) Appl. No.: **29/630,412**

(22) Filed: **Dec. 20, 2017**

(51) **LOC (11) Cl.** ..... **06-01**

(52) **U.S. Cl.**  
USPC ..... **D6/369; D6/378; D6/381**

(58) **Field of Classification Search**  
USPC ..... D6/334, 335, 381, 691, 691.1, 691.2,  
D6/691.5, 692, 692.3, 349, 369, 371, 372,  
D6/373, 378, 379; D5/1, 2, 4, 43, 47, 50  
CPC .... A47C 7/00; A47C 7/62; A47C 7/18; A47C  
7/54; A47C 4/00; A47C 4/028; A47C  
4/28; A47C 3/04; A47C 3/12; A47C 1/02;  
A47C 1/14

See application file for complete search history.

(56) **References Cited**

**U.S. PATENT DOCUMENTS**

D410,800 S *	6/1999	Gomez	.....	D6/369
D412,408 S *	8/1999	Navone	.....	D6/369
D449,175 S *	10/2001	Lin	.....	D6/369
D495,514 S *	9/2004	Ricci	.....	D6/334
D504,247 S *	4/2005	Ricci	.....	D6/369
D578,798 S *	10/2008	Ricci	.....	D6/381
D617,112 S *	6/2010	Tsai	.....	D6/381
D650,605 S *	12/2011	Haimoff	.....	D6/369
D655,100 S *	3/2012	Yeung Ka Fei	.....	D6/371
D661,917 S *	6/2012	Citterio	.....	D6/369
D663,966 S *	7/2012	Lenney	.....	D6/369
D663,967 S *	7/2012	Lenney	.....	D6/369
D671,752 S *	12/2012	Anderson	.....	D5/47
D674,210 S *	1/2013	Citterio	.....	D6/381

D677,493 S *	3/2013	Masson	.....	D6/381
D685,200 S *	7/2013	Sage	.....	D6/371
D685,202 S *	7/2013	Sage	.....	D6/377
D686,008 S *	7/2013	Sage	.....	D6/377
D687,233 S *	8/2013	Pedersen	.....	D6/369
D687,235 S *	8/2013	Sage	.....	D6/371
D702,961 S *	4/2014	Natuzzi	.....	D6/381
D726,436 S *	4/2015	Podsiadlo	.....	D6/381
D781,608 S *	3/2017	King	.....	D6/371

(Continued)

*Primary Examiner* — Deanna L Pratt

(74) *Attorney, Agent, or Firm* — Lewis Roca Rothgerber  
Christie LLP

(57) **CLAIM**

The ornamental design for a sectional, as shown and described.


**DESCRIPTION**

FIG. 1 is a front and right side perspective view of the first embodiment of the sectional showing my new design;  
 FIG. 2 is a top plan view thereof;  
 FIG. 3 is a front elevation view thereof;  
 FIG. 4 is a right side elevation view thereof;  
 FIG. 5 is a rear view thereof;  
 FIG. 6 is a left side elevation view thereof;  
 FIG. 7 is a front and right side perspective view of the second embodiment of the sectional showing my new design;  
 FIG. 8 is a top plan view thereof;  
 FIG. 9 is a front elevation view thereof;  
 FIG. 10 is a right side elevation view thereof;  
 FIG. 11 is a rear view thereof; and,  
 FIG. 12 is a left side elevation view thereof.

The woven pattern partially shown on the sides, top, front, and back of the sectional in FIGS. 1-12 is continuous throughout.

The broken lines show environmental subject matter and form no part of the claimed design.

**1 Claim, 8 Drawing Sheets**



(56)

**References Cited**

U.S. PATENT DOCUMENTS

D789,722 S	*	6/2017	Volpe .....	D6/360
D798,618 S	*	10/2017	Goodrum .....	D6/336
D806,413 S	*	1/2018	Zinger .....	D6/349
D806,424 S	*	1/2018	Bougay .....	D6/369
D811,751 S	*	3/2018	Farber .....	D5/47

\* cited by examiner

FIG. 1

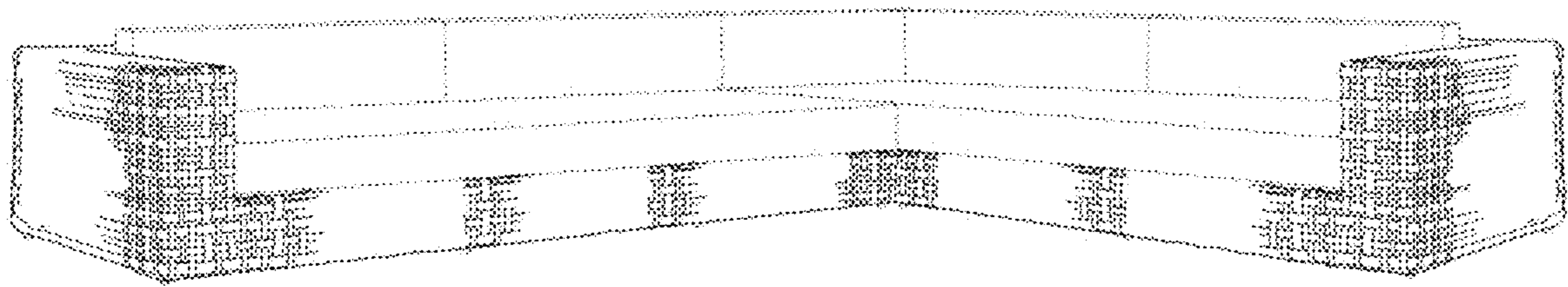


FIG. 2






FIG. 3

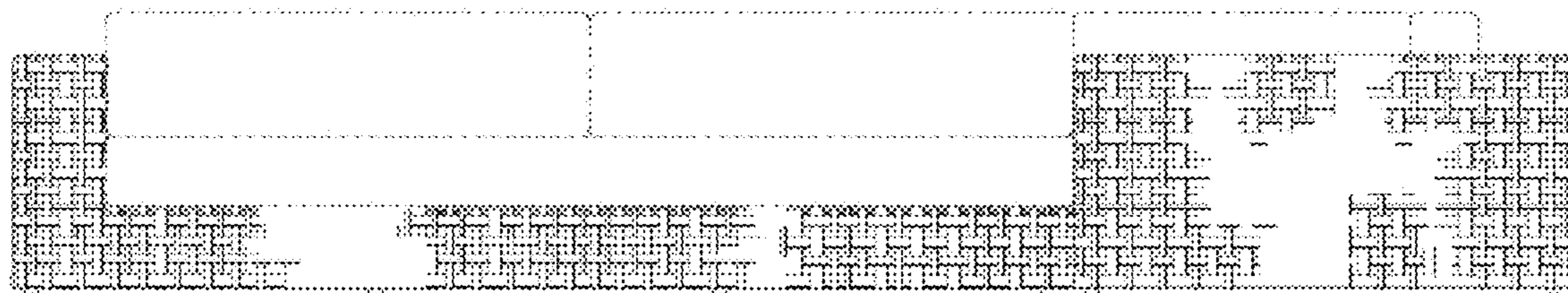


FIG. 4




FIG. 5




FIG. 6



FIG. 7




FIG. 8






FIG. 9

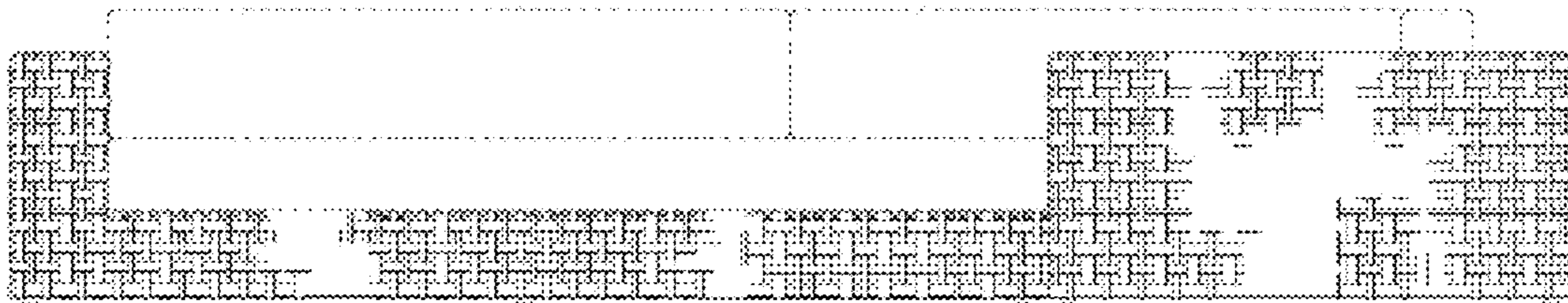


FIG. 10




FIG. 11




FIG. 12

