



US00D843748S

(12) **United States Design Patent** (10) **Patent No.:** **US D843,748 S**
Aubry (45) **Date of Patent:** **** Mar. 26, 2019**

- (54) **SOFA**
- (71) Applicant: **RH US, LLC**, Corte Madera, CA (US)
- (72) Inventor: **Clodagh Aubry**, New York, NY (US)
- (73) Assignee: **RH US, LLC**, Corte Madera, CA (US)
- (**) Term: **15 Years**
- (21) Appl. No.: **29/630,411**
- (22) Filed: **Dec. 20, 2017**
- (51) **LOC (11) Cl.** **06-01**
- (52) **U.S. Cl.**
USPC **D6/369**; D8/381
- (58) **Field of Classification Search**
USPC D6/334, 335, 381, 691, 691.1, 691.2,
D6/691.5, 692, 692.3, 349, 369, 371, 372,
D6/373, 378, 379; D5/1, 2, 4, 43, 47, 50
CPC A47C 7/00; A47C 7/62; A47C 7/18; A47C
7/54; A47C 4/00; A47C 4/028; A47C
4/28; A47C 3/04; A47C 3/12; A47C 1/02;
A47C 1/14
See application file for complete search history.

(56) **References Cited**

U.S. PATENT DOCUMENTS

D410,800 S *	6/1999	Gomez	D6/369
D412,408 S *	8/1999	Navone	D6/369
D449,175 S *	10/2001	Lin	D6/369
D495,514 S *	9/2004	Ricci	D6/334
D504,247 S *	4/2005	Ricci	D6/369
D578,798 S *	10/2008	Ricci	D6/381
D617,112 S *	6/2010	Tsai	D6/381
D650,605 S *	12/2011	Haimoff	D6/369
D655,100 S *	3/2012	Yeung Ka Fei	D6/371
D661,917 S *	6/2012	Citterio	D6/369
D663,966 S *	7/2012	Lenney	D6/369
D663,967 S *	7/2012	Lenney	D6/369

D671,752 S *	12/2012	Anderson	D5/47
D674,210 S *	1/2013	Citterio	D6/381
D677,493 S *	3/2013	Masson	D6/381
D685,200 S *	7/2013	Sage	D6/371
D685,202 S *	7/2013	Sage	D6/377
D686,008 S *	7/2013	Sage	D6/377
D687,233 S *	8/2013	Pedersen	D6/369
D687,235 S *	8/2013	Sage	D6/371
D702,961 S *	4/2014	Natuzzi	D6/381
D726,436 S *	4/2015	Podsiadlo	D6/381
D781,608 S *	3/2017	King	D6/371
D789,722 S *	6/2017	Volpe	D6/360
D798,618 S *	10/2017	Goodrum	D6/336
D806,413 S *	1/2018	Zinger	D6/349
D806,424 S *	1/2018	Bougay	D6/369
D811,751 S *	3/2018	Farber	D5/47

* cited by examiner

Primary Examiner — Deanna L Pratt

(74) *Attorney, Agent, or Firm* — Lewis Roca Rothgerber
Christie LLP

(57) **CLAIM**

The ornamental design for a sofa, as shown and described.

DESCRIPTION

FIG. 1 is a front and right side perspective view of an exemplary sofa showing my new design;
 FIG. 2 is a front elevation view thereof;
 FIG. 3 is a right side elevation view thereof, the left side being a mirror image;
 FIG. 4 is a top plan view thereof;
 FIG. 5 is a rear view thereof; and,
 FIG. 6 is a close-up view of the weave pattern on the sofa. The broken lines show environmental subject matter and form no part of the claimed design.
 The woven pattern shown in FIG. 6 and partially shown on the sides, top, front, and back of the sofa in FIGS. 1, 3, 4, and 5 is continuous throughout.

1 Claim, 6 Drawing Sheets

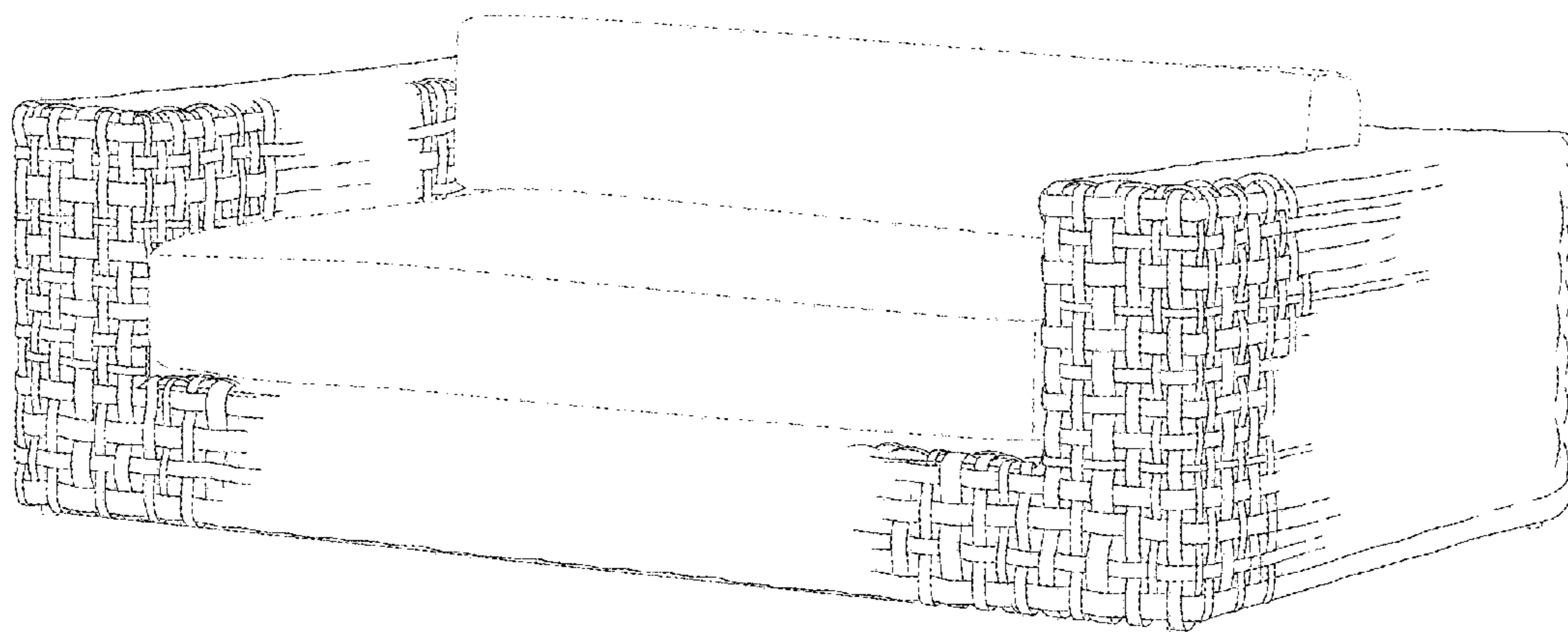


FIG. 1

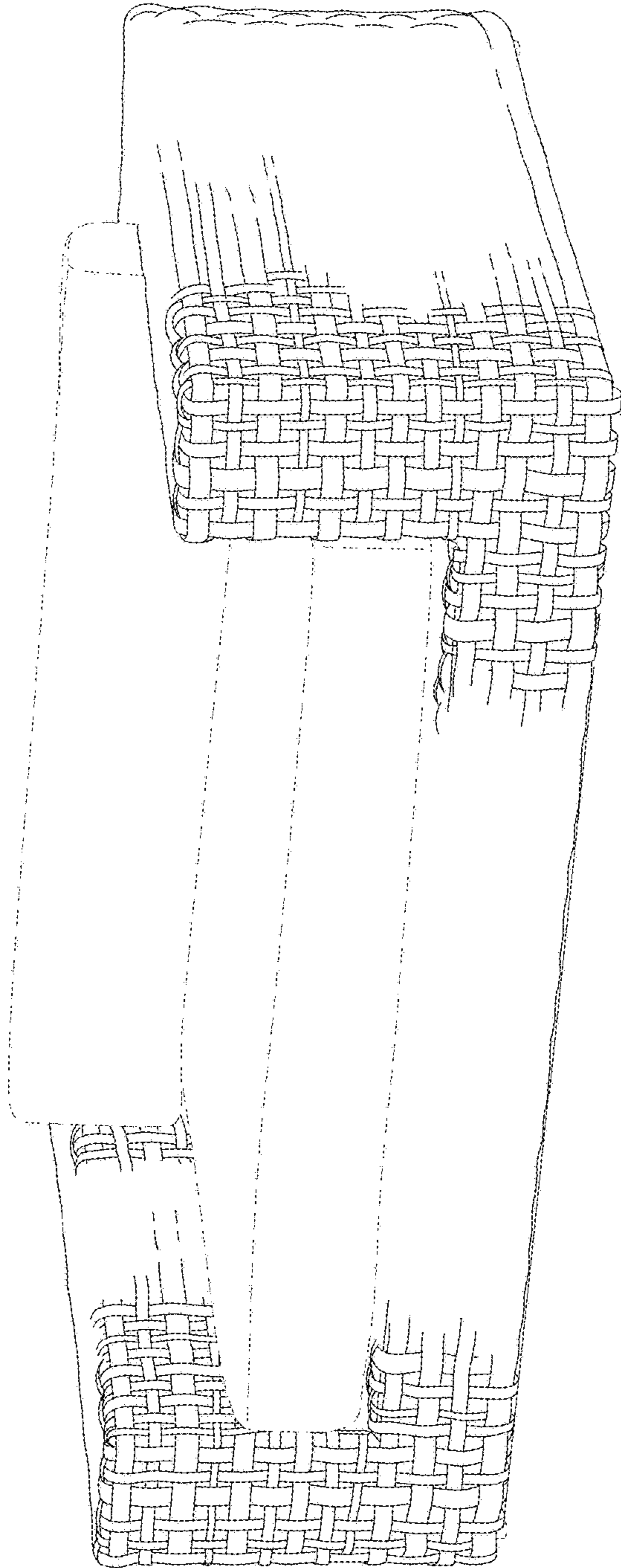


FIG. 2

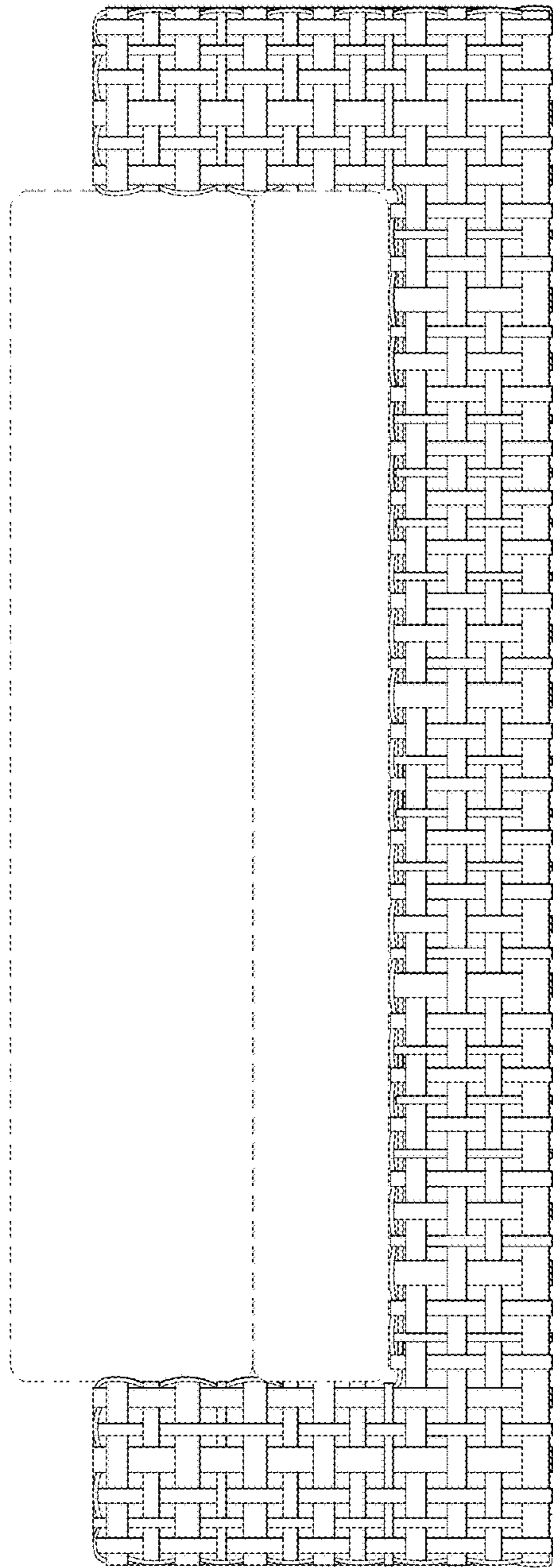


FIG. 3

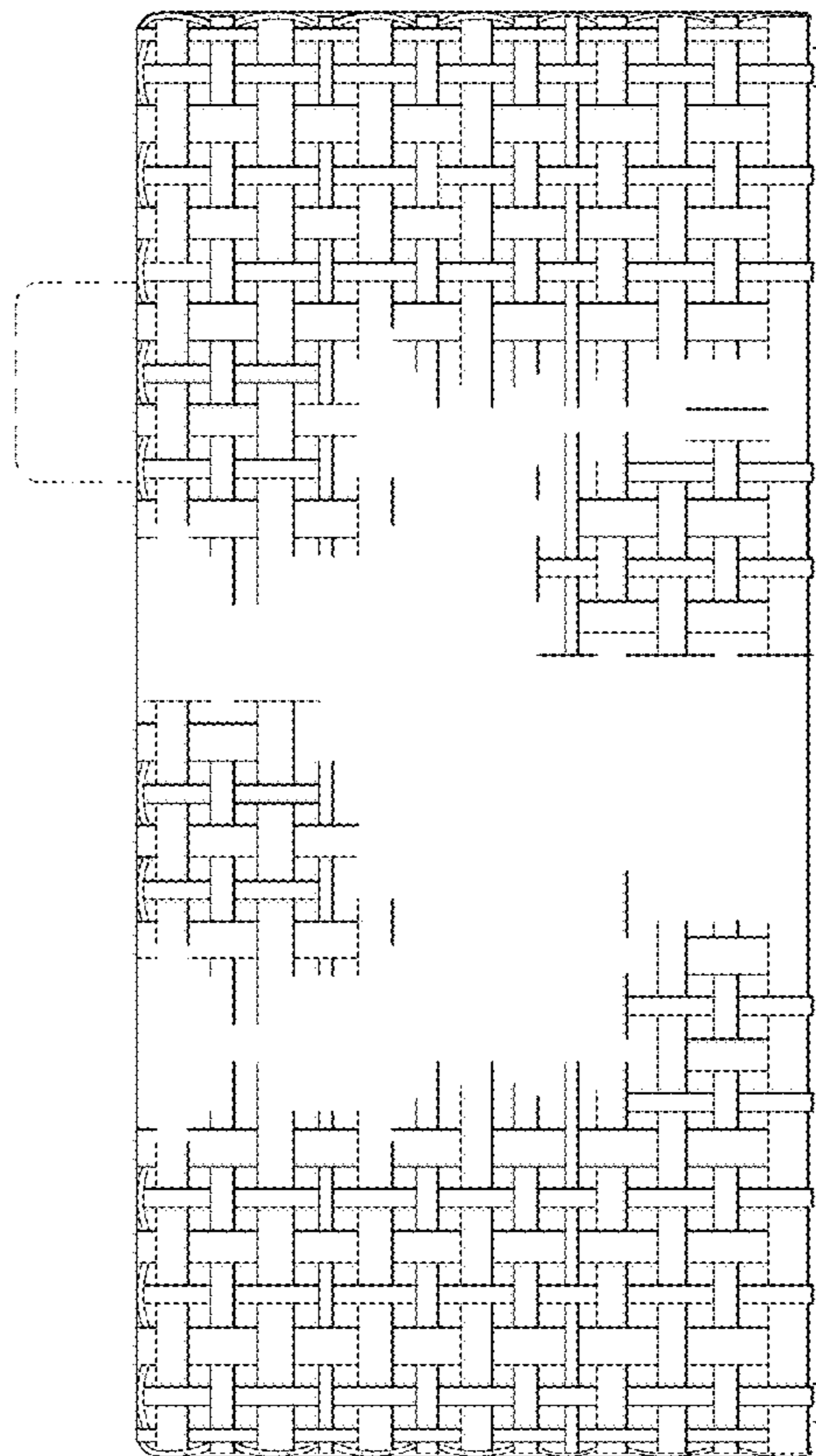


FIG. 4

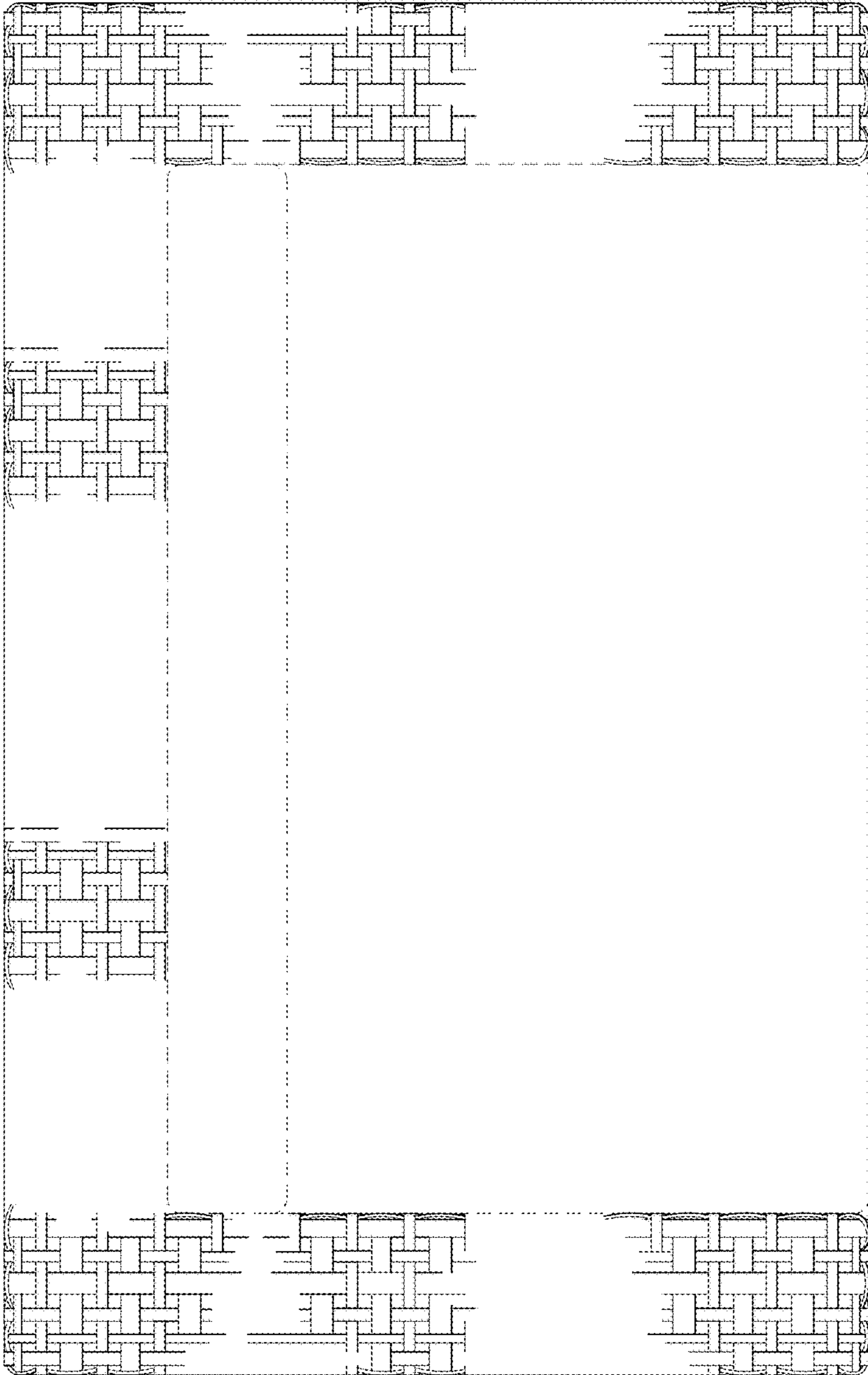


FIG. 5

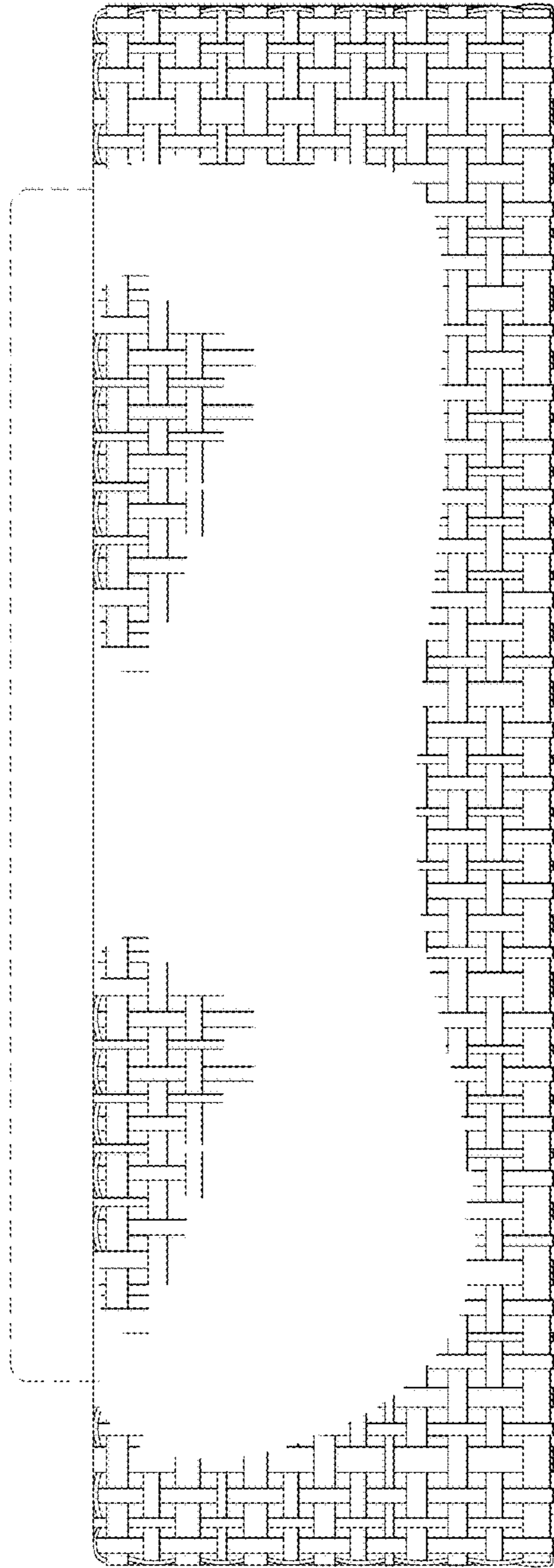


FIG. 6

