



US00D843733S

(12) **United States Design Patent**  
**Chavana, Jr. et al.**

(10) **Patent No.:** **US D843,733 S**

(45) **Date of Patent:** **\*\* Mar. 26, 2019**

(54) **BRUSH ROLL**

(71) Applicant: **Rug Doctor, LLC**, Plano, TX (US)

(72) Inventors: **Ernest Matthew Chavana, Jr.**, Villa Ridge, MO (US); **Richard Foster**, Powell, OH (US); **Stanley Anderson**, Fenton, MO (US); **Christopher Terpstra**, Frisco, TX (US); **Jan Valentic**, Naples, FL (US); **Xintao Ma**, Suzhou (CN)

(73) Assignee: **RUG DOCTOR, LLC**, Plano, TX (US)

(\*\*) Term: **15 Years**

(21) Appl. No.: **29/625,433**

(22) Filed: **Nov. 9, 2017**

(51) **LOC (11) Cl.** ..... **04-02**

(52) **U.S. Cl.**  
USPC ..... **D4/128**

(58) **Field of Classification Search**  
USPC ..... D4/128, 129, 131, 136, 138, 108, 109, D4/119; D32/35, 51; 15/104.5, 104.16, 15/104.2, 104.31, 104.32, 164, 165, 206; D28/65; D7/682; 452/298, 458  
CPC ..... A46B 7/026; A46B 5/005; A46B 17/04; A46B 2200/1046  
See application file for complete search history.

(56) **References Cited**

**U.S. PATENT DOCUMENTS**

D354,625 S \* 1/1995 Weissmann ..... D4/109  
D426,069 S \* 6/2000 Chen ..... D4/128

D474,033 S \* 5/2003 Westlund ..... D4/128  
D539,547 S \* 4/2007 Leung ..... D4/128  
D554,375 S \* 11/2007 Gunjian ..... D4/128  
D581,168 S \* 11/2008 Lou ..... D4/128  
D629,617 S \* 12/2010 Yasuda ..... D4/128  
D677,904 S \* 3/2013 Hammer ..... D4/128  
D691,812 S \* 10/2013 Roncati ..... D4/128  
D749,856 S \* 2/2016 Lee ..... D4/121  
D762,393 S \* 8/2016 Hong ..... D4/128  
D774,312 S \* 12/2016 Pires ..... D4/128

\* cited by examiner

*Primary Examiner* — Austin Murphy

(74) *Attorney, Agent, or Firm* — Hauptman Ham, LLP

(57) **CLAIM**

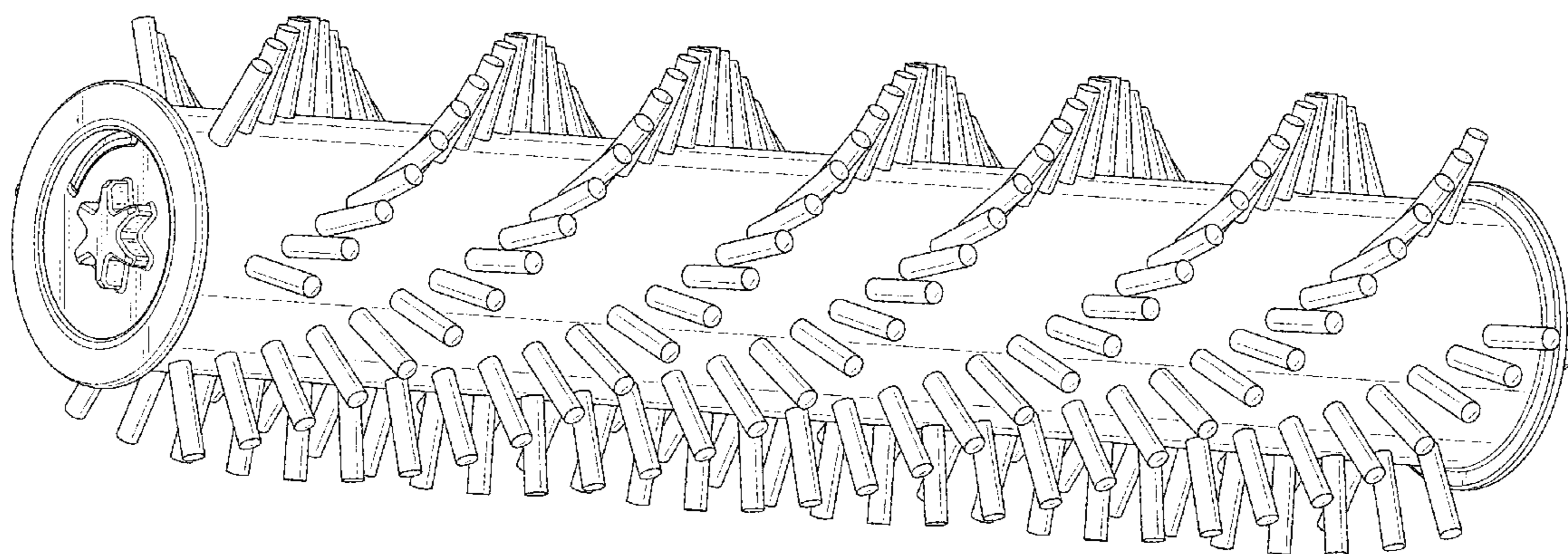
The ornamental design for a brush roll, as shown and described.

**DESCRIPTION**

FIG. 1 is a top-right perspective view of an embodiment of a brush roll incorporating the design; FIG. 2 is a front view of the brush roll of FIG. 1; FIG. 3 is a rear view of the brush roll of FIG. 1; FIG. 4 is a left side view of the brush roll of FIG. 1; FIG. 5 is a right side view of the brush roll of FIG. 1; FIG. 6 is a top view of the brush roll of FIG. 1; FIG. 7 is a bottom view of the brush roll of FIG. 1; and, FIG. 8 is a bottom-left perspective view of the brush roll of FIG. 1.

The broken lines in the drawings show environmental structure and form no part of the claimed design.

**1 Claim, 7 Drawing Sheets**



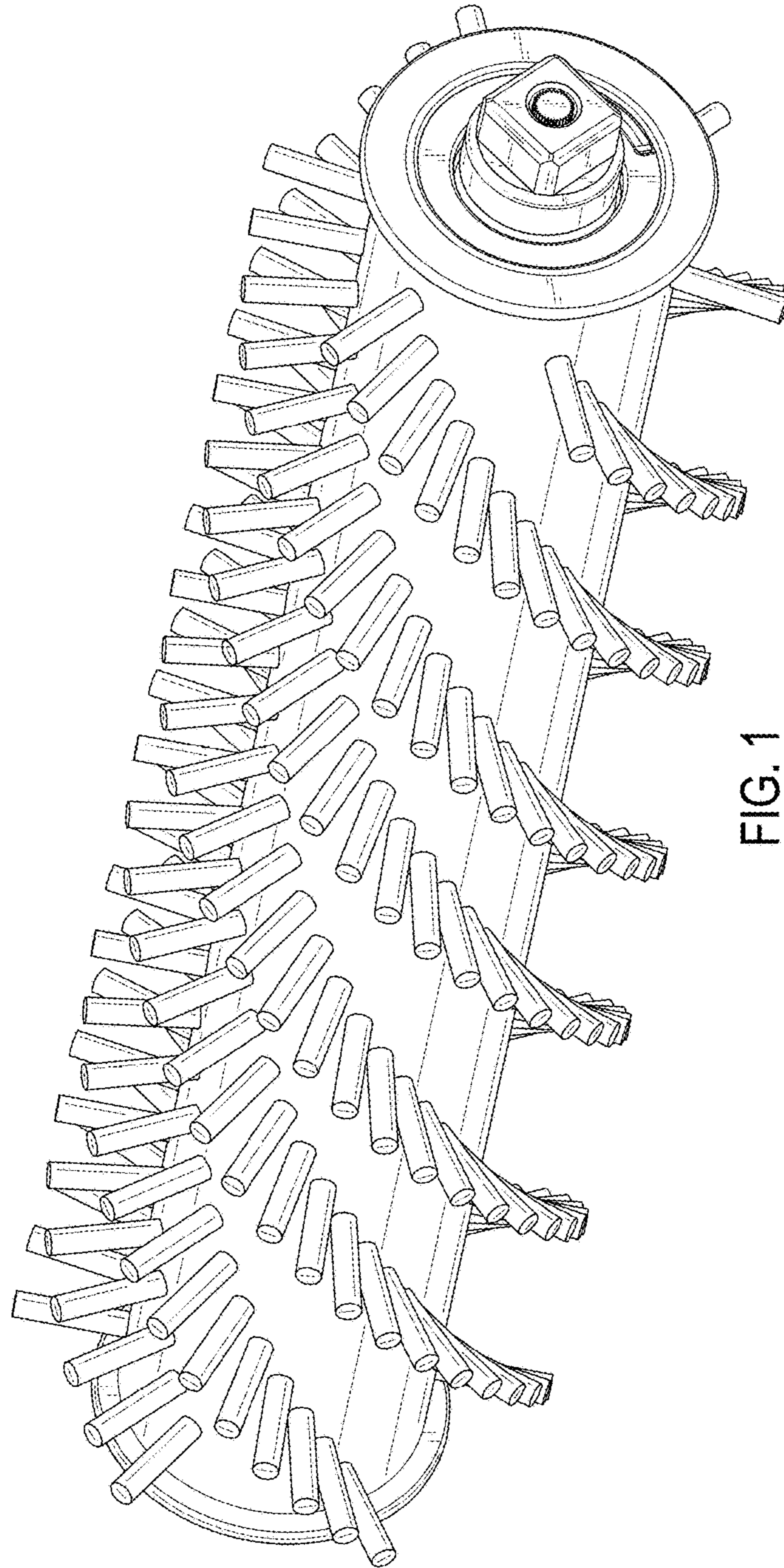


FIG. 1

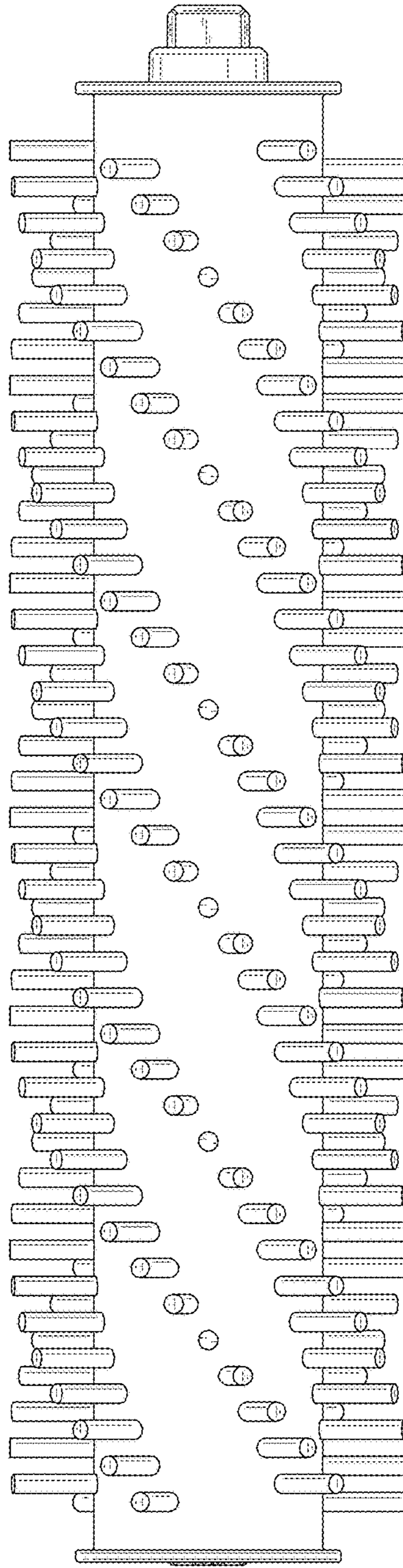


FIG. 2

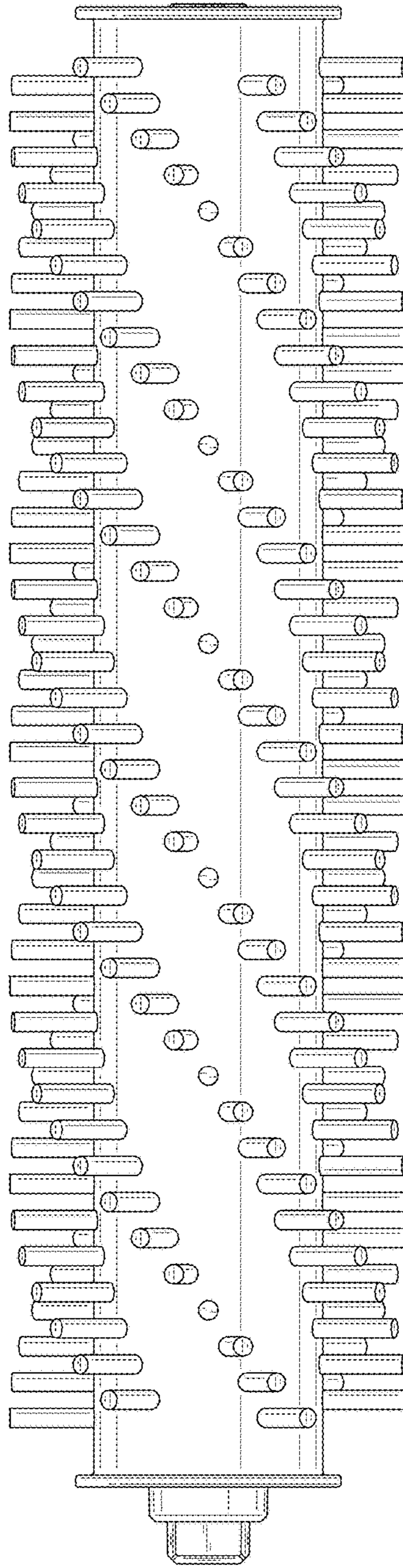


FIG. 3

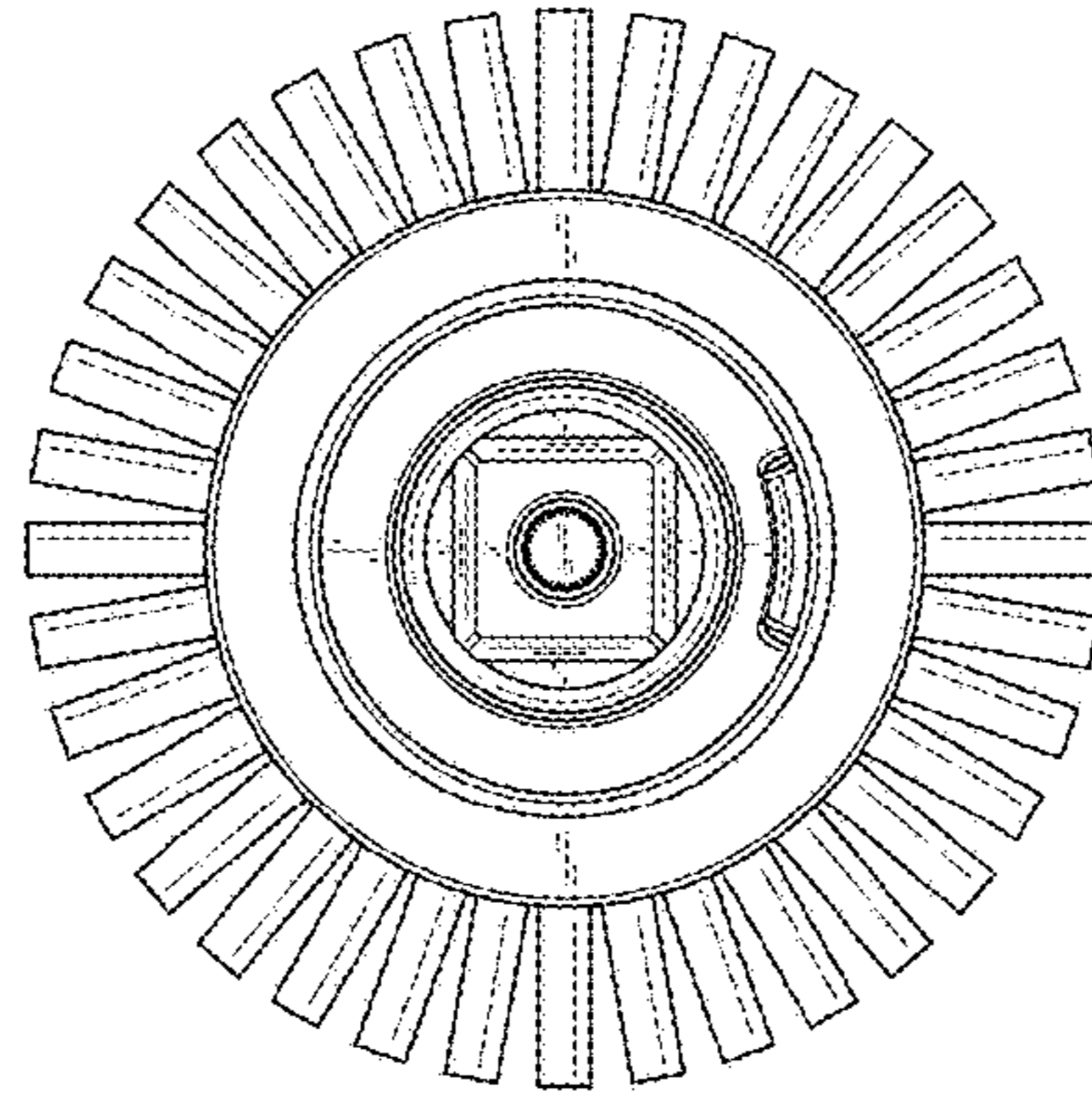


FIG. 5




FIG. 4

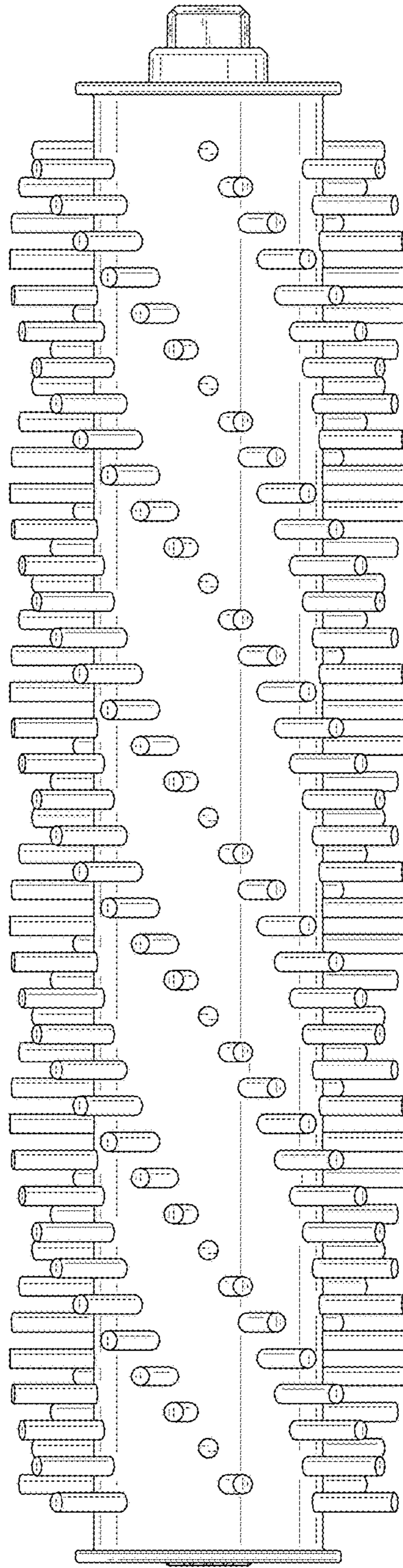


FIG. 6

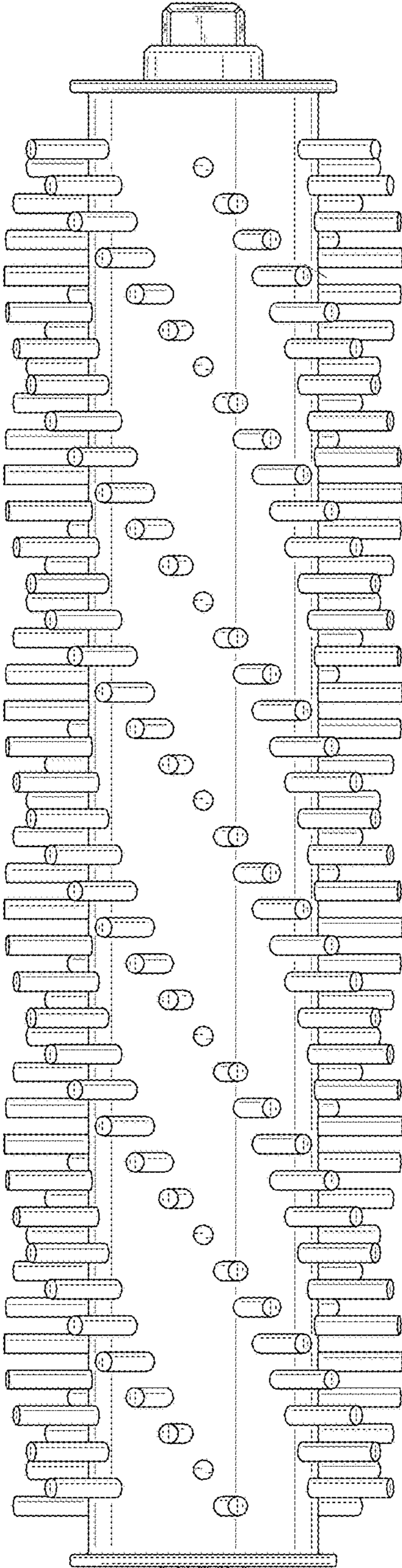


FIG. 7

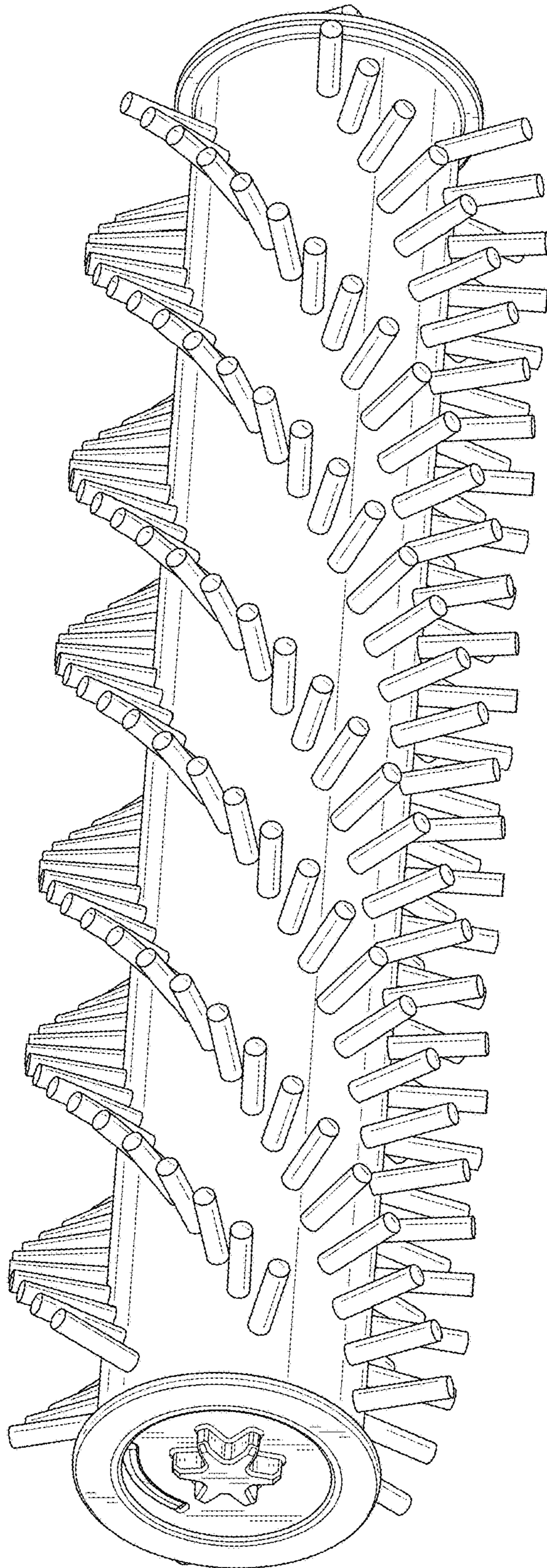


FIG. 8