



US00D843722S

(12) **United States Design Patent** (10) **Patent No.:** **US D843,722 S**
Shuai et al. (45) **Date of Patent:** **** Mar. 26, 2019**

(54) **LOCKING BAG**
(71) Applicant: **IdeaStream Consumer Products, LLC, Cleveland, OH (US)**
(72) Inventors: **Yanhong Shuai, Shenzhen (CN); Rong Zeng, Shenzhen (CN); Ashlee Hietanen, Mentor, OH (US); Benjamin Hietanen, Mentor, OH (US)**
(73) Assignee: **IdeaStream Consumer Products, LLC, Cleveland, OH (US)**
(**) Term: **15 Years**
(21) Appl. No.: **29/631,853**
(22) Filed: **Jan. 3, 2018**
(51) **LOC (11) Cl.** **03-01**
(52) **U.S. Cl.**
USPC **D3/274; D3/289; D3/901**
(58) **Field of Classification Search**
USPC **D3/203.1, 203.6, 226, 227, 232, 246, D3/247, 249, 251, 254, 273, 274, 276, D3/285, 289, 301, 901, 903**
CPC **A45C 3/00; A45C 2003/007; A45C 3/02; A45C 11/008; A45C 2200/10; A45C 5/005; A45D 2200/00**
See application file for complete search history.

D621,152 S * 8/2010 Lebow D3/203.1
D624,752 S * 10/2010 Fried D3/276
D639,063 S * 6/2011 Benoit D3/289
D651,393 S * 1/2012 Coleman D3/203.6
D780,523 S * 3/2017 Jacobsen D7/607

OTHER PUBLICATIONS

Amazon, "Vaultz Locking Travel Case for Cosmetics Storage, Black White Stripe (VZ03757)", First on sale Apr. 22, 2017. (<https://www.amazon.com/dp/B0716B4M1J/>) (Year: 2017).*
Amazon, "Victoria Secret Limited Edition Huge Hanging Cosmetic Stripe Travel Case", First reviewed Nov. 15, 2016. (<https://www.amazon.com/dp/B01JJQGCXE/>) (Year: 2016).*
Nordstrom, "classic minna nylon travel cosmetics case Kate Spade New York", First reviewed Feb. 10, 2017. (<https://shop.nordstrom.com/s/kate-spade-new-york-classic-minna-nylon-travel-cosmetics-case/4424173>) (Year: 2017).*

* cited by examiner

Primary Examiner — Jennifer Rivard
Assistant Examiner — April Rivas
(74) *Attorney, Agent, or Firm* — Fay Sharpe LLP

(57) **CLAIM**

The ornamental design for a locking bag, as shown and described.

DESCRIPTION

FIG. 1 is a front perspective view of a locking bag of the present application;
FIG. 2 is a back elevational view of the bag of FIG. 1;
FIG. 3 is a top plan view of the bag of FIG. 1;
FIG. 4 is a front elevational view of the bag of FIG. 1;
FIG. 5 is a bottom plan view of the bag of FIG. 1;
FIG. 6 is a left side plan view of the bag of FIG. 1; and,
FIG. 7 is a right side plan view of the bag of FIG. 1.
The dashed lines illustrate portions of the locking bag and form no part of the claimed design.

1 Claim, 4 Drawing Sheets

(56) **References Cited**

U.S. PATENT DOCUMENTS

D285,868 S * 9/1986 Davis D3/289
D379,267 S * 5/1997 Roegner D3/285
D405,957 S * 2/1999 Test D3/289
D485,065 S * 1/2004 Pelleg D3/276
D492,485 S * 7/2004 Domotor D3/276
D506,609 S * 6/2005 Hillman D3/289
D518,956 S * 4/2006 Van Himbeeck D3/289
D600,440 S * 9/2009 Gaikwad D3/203.1





Fig. 1

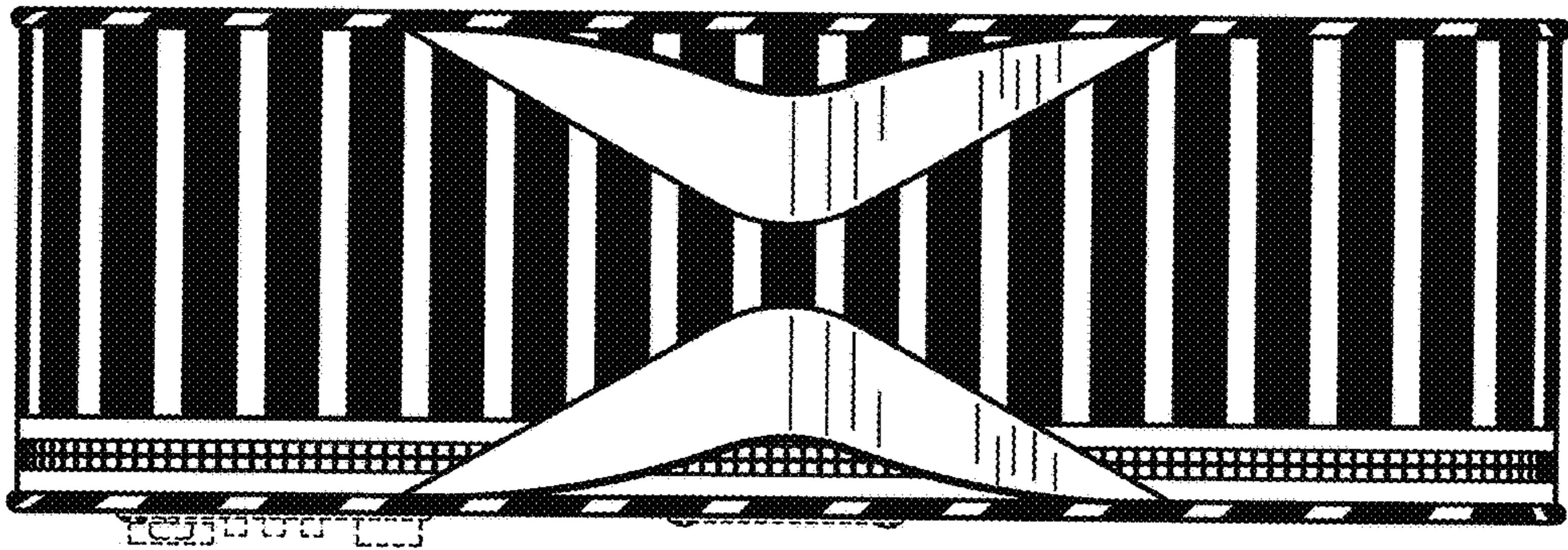


Fig. 3



Fig. 2



Fig. 4




Fig. 5

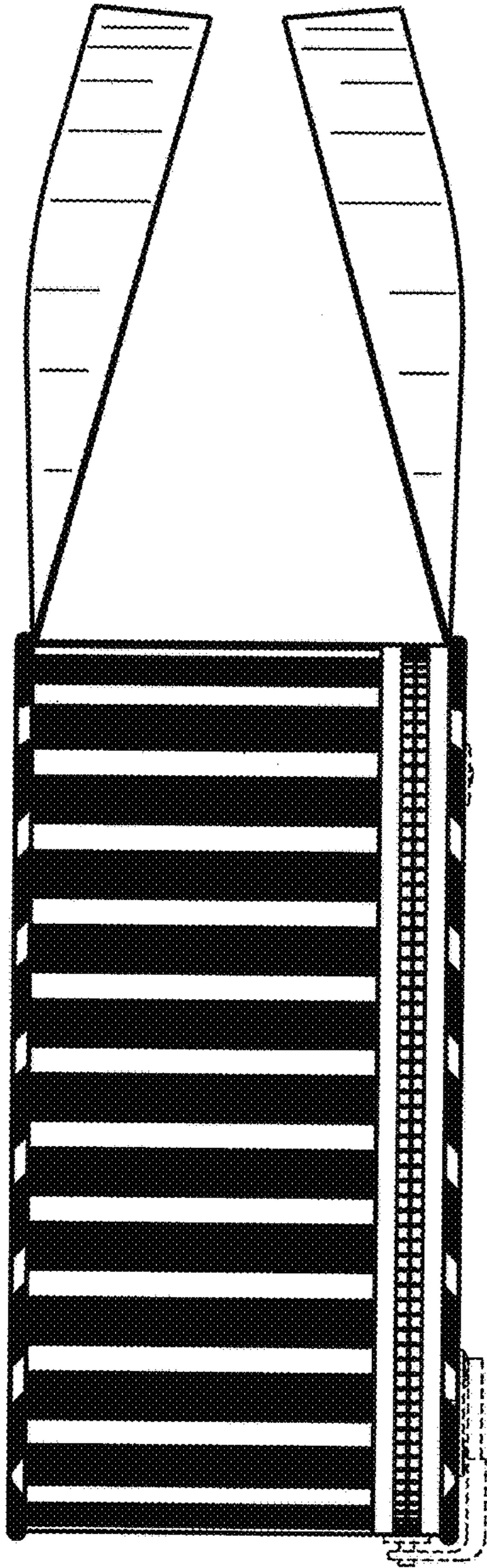


Fig. 6

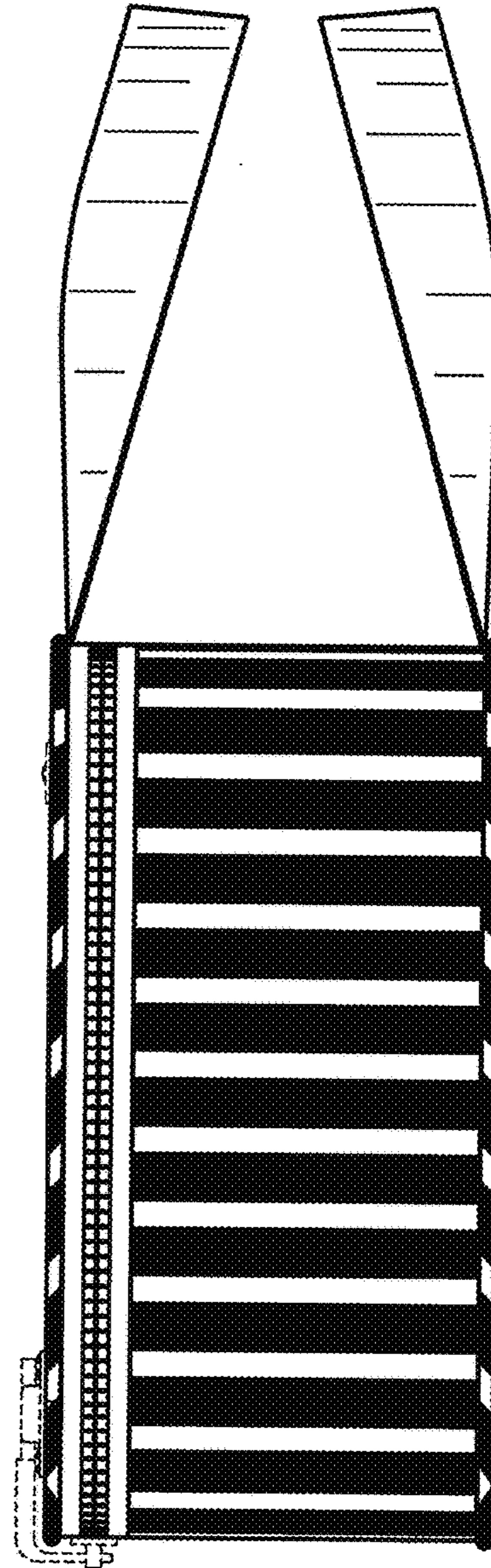


Fig. 7