



US00D843720S

(12) **United States Design Patent** (10) **Patent No.:** **US D843,720 S**  
**Serman** (45) **Date of Patent:** **\*\* Mar. 26, 2019**

(54) **WALLET**

(71) Applicant: **Leonid V. Serman**, Sacramento, CA  
(US)

(72) Inventor: **Leonid V. Serman**, Sacramento, CA  
(US)

(\*\*) Term: **15 Years**

(21) Appl. No.: **29/632,646**

(22) Filed: **Jan. 9, 2018**

**Related U.S. Application Data**

(63) Continuation-in-part of application No. 29/612,297, filed on Jul. 31, 2017, now Pat. No. Des. 828,024, and a continuation-in-part of application No. 29/612,301, filed on Jul. 31, 2017, now Pat. No. Des. 828,025, and a continuation-in-part of application No. 29/622,148, filed on Oct. 13, 2017, and a continuation-in-part of application No. 29/622,150, filed on Oct. 13, 2017.

(51) **LOC (11) Cl.** ..... **03-01**

(52) **U.S. Cl.**  
USPC ..... **D3/249**

(58) **Field of Classification Search**  
USPC ..... D3/24, 249-253  
CPC ..... A45C 1/06; A45C 3/08  
See application file for complete search history.

(56) **References Cited**

U.S. PATENT DOCUMENTS

2,828,975 A *	4/1958	Wright .....	B42D 5/005 150/147
D372,359 S *	8/1996	Tytula .....	D3/250
D511,038 S *	11/2005	Schrey .....	D3/249
D539,538 S *	4/2007	Archer .....	D3/249
D686,413 S *	7/2013	Bartos .....	D3/247
D757,431 S *	5/2016	Requa .....	D3/247
D772,567 S *	11/2016	Tappeiner .....	D3/247
D772,569 S *	11/2016	Tappeiner .....	D3/247
D828,025 S *	9/2018	Serman .....	D3/247

\* cited by examiner

*Primary Examiner* — Holly H Baynham


(57) **CLAIM**

The ornamental design for a wallet, as shown and described.

**DESCRIPTION**

FIG. 1 is a front perspective view of a wallet;  
FIG. 2 is a rear perspective view thereof;  
FIG. 3 is a front elevational view thereof;  
FIG. 4 is a rear elevational view thereof;  
FIG. 5 is a right side elevational view thereof;  
FIG. 6 is a left side elevational view thereof;  
FIG. 7 is a top plan view thereof; and,  
FIG. 8 is a bottom plan view thereof.  
The broken line showing of stitching is included for the purpose of illustrating environmental structure and forms no part of the claimed design.

**1 Claim, 8 Drawing Sheets**






FIG. 1




FIG. 2

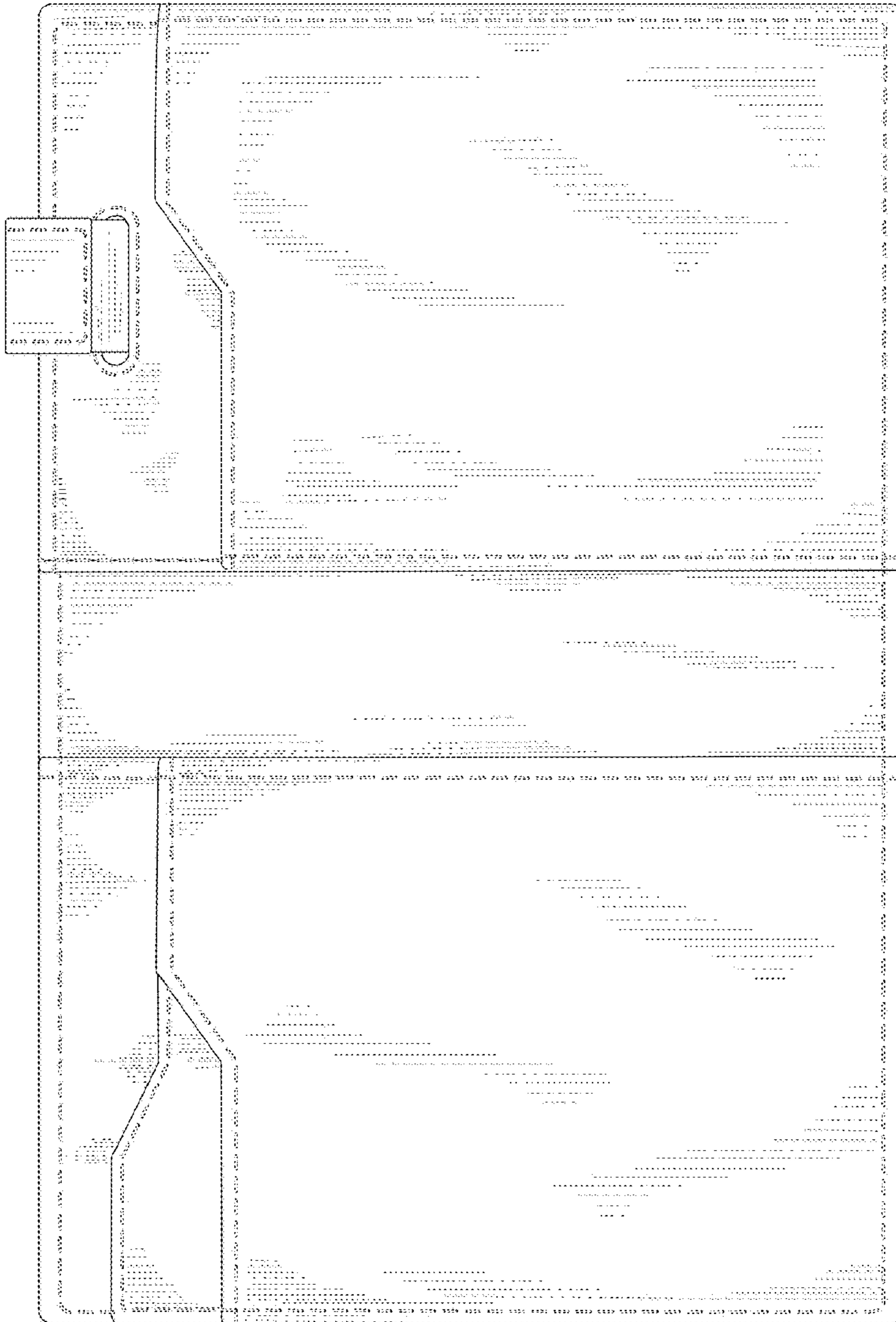


FIG. 3




FIG. 4




FIG. 5




FIG. 6

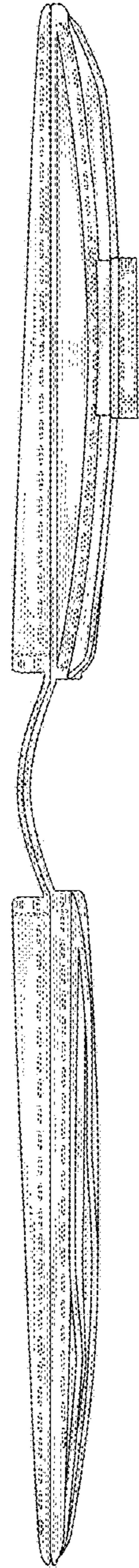


FIG. 7



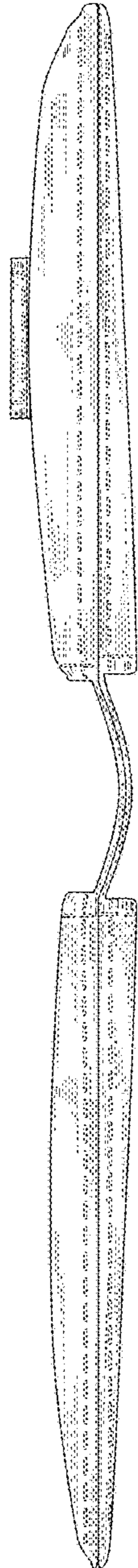


FIG. 8