



US00D843709S

(12) **United States Design Patent** (10) **Patent No.:** **US D843,709 S**
Amis (45) **Date of Patent:** **** Mar. 26, 2019**

- (54) **SOCK**
- (71) Applicant: **NIKE, Inc.**, Beaverton, OR (US)
- (72) Inventor: **Hannah R. Amis**, Portland, OR (US)
- (73) Assignee: **NIKE, Inc.**, Beaverton, OR (US)
- (**) Term: **15 Years**
- (21) Appl. No.: **29/604,555**
- (22) Filed: **May 18, 2017**

Related U.S. Application Data

- (62) Division of application No. 29/583,412, filed on Nov. 4, 2016, now Pat. No. Des. 799,198, which is a division of application No. 29/527,370, filed on May 18, 2015, now Pat. No. Des. 773,798.
- (51) **LOC (11) Cl.** **02-04**
- (52) **U.S. Cl.**
USPC **D2/994**
- (58) **Field of Classification Search**
USPC D2/980-994; D24/192
CPC .. A41D 13/015; A41D 13/06; A41D 13/0543;
A61F 13/08; A61F 13/00012; A61F
13/06; A61F 13/064; A61F 13/066; A61F
5/0127
See application file for complete search history.

(56) **References Cited**

U.S. PATENT DOCUMENTS

- D392,795 S * 3/1998 Ogden D2/980
- D581,057 S * 11/2008 Lin D24/192
- D624,300 S * 9/2010 Hollingsworth D2/980
- D650,969 S * 12/2011 Wong D2/624
- D710,593 S * 8/2014 Goodman D2/980

- D773,798 S * 12/2016 Amis D2/994
- 2009/0223254 A1 * 9/2009 Ishida D04B 1/26
66/185
- 2011/0107501 A1 * 5/2011 Kawahara A41B 11/02
2/239
- 2014/0317833 A1 * 10/2014 Craig A41B 11/00
2/239
- 2015/0282565 A1 * 10/2015 Kilgore A43B 23/227
36/45
- 2016/0340813 A1 * 11/2016 Amis A41B 11/003

OTHER PUBLICATIONS

U.S. Appl. No. 15/150,560, filed May 10, 2016, titled "Sock With Heel Locating Features", first inventor Hannah R. Amis.

* cited by examiner

Primary Examiner — Jennifer L Watkins

(74) *Attorney, Agent, or Firm* — Shook, Hardy & Bacon L.L.P.

(57) **CLAIM**

The ornamental design for a sock, as shown and described.

DESCRIPTION

FIG. 1 is a first side perspective view of a sock showing my new design.

FIG. 2 is a second side perspective view thereof;

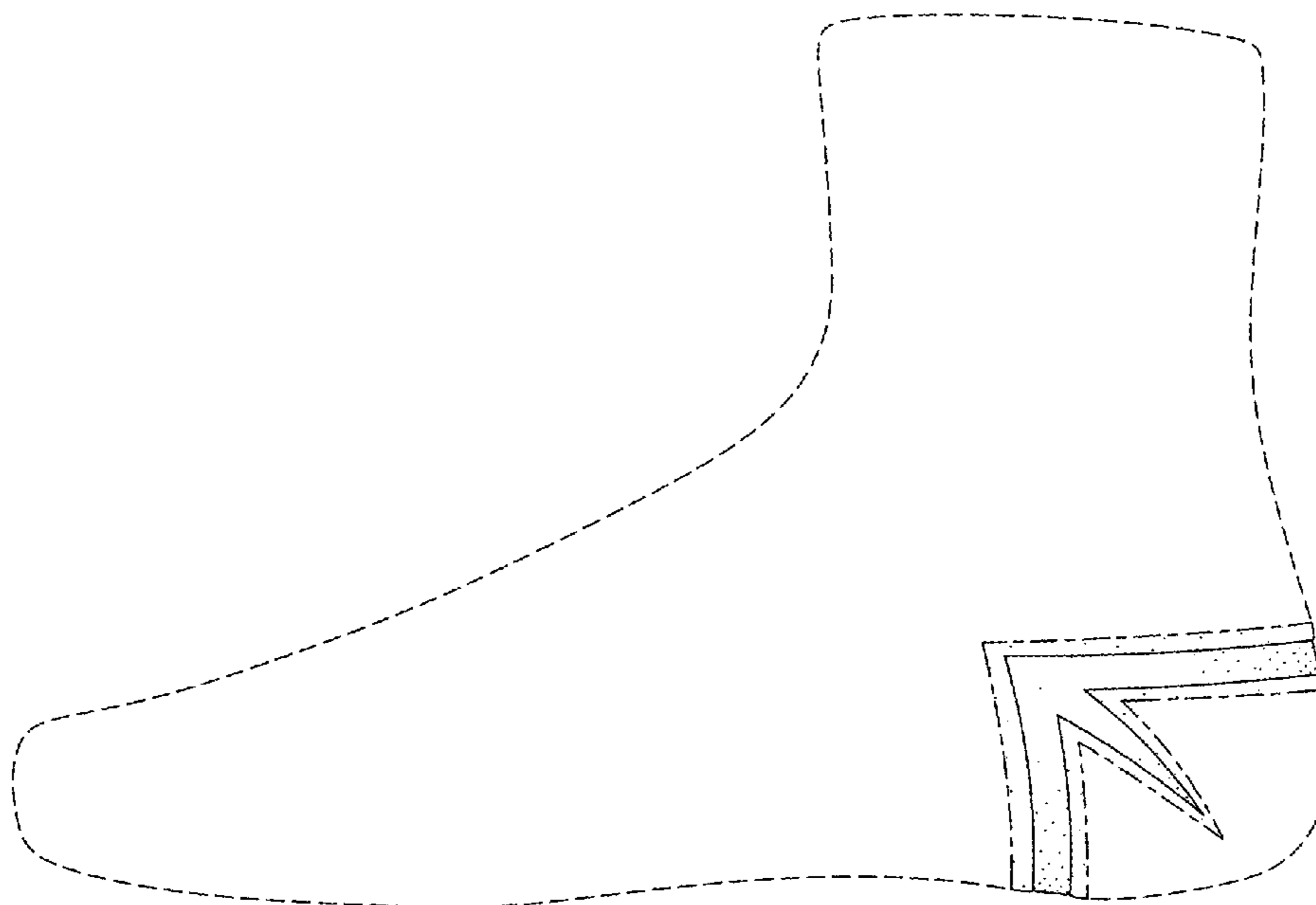
FIG. 3 is a first side view thereof;

FIG. 4 is a second side view thereof; and,

FIG. 5 is a bottom view of the sock in a laid-flat configuration showing my new design.

The long and short broken lines depict a boundary of the claim and form no part of the claim. The even-length broken lines depict environment and form no part of the claim.

1 Claim, 3 Drawing Sheets



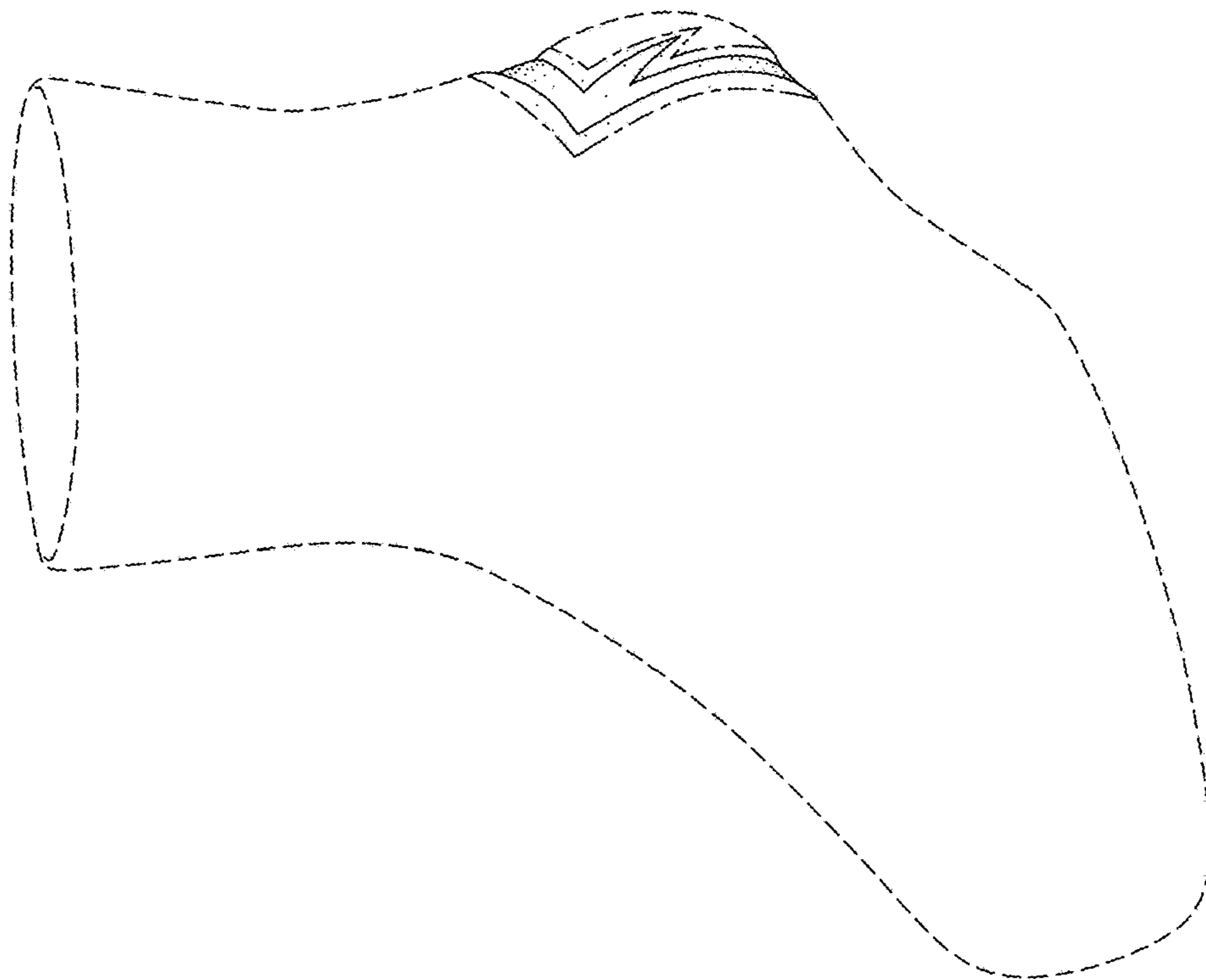


FIG. 1

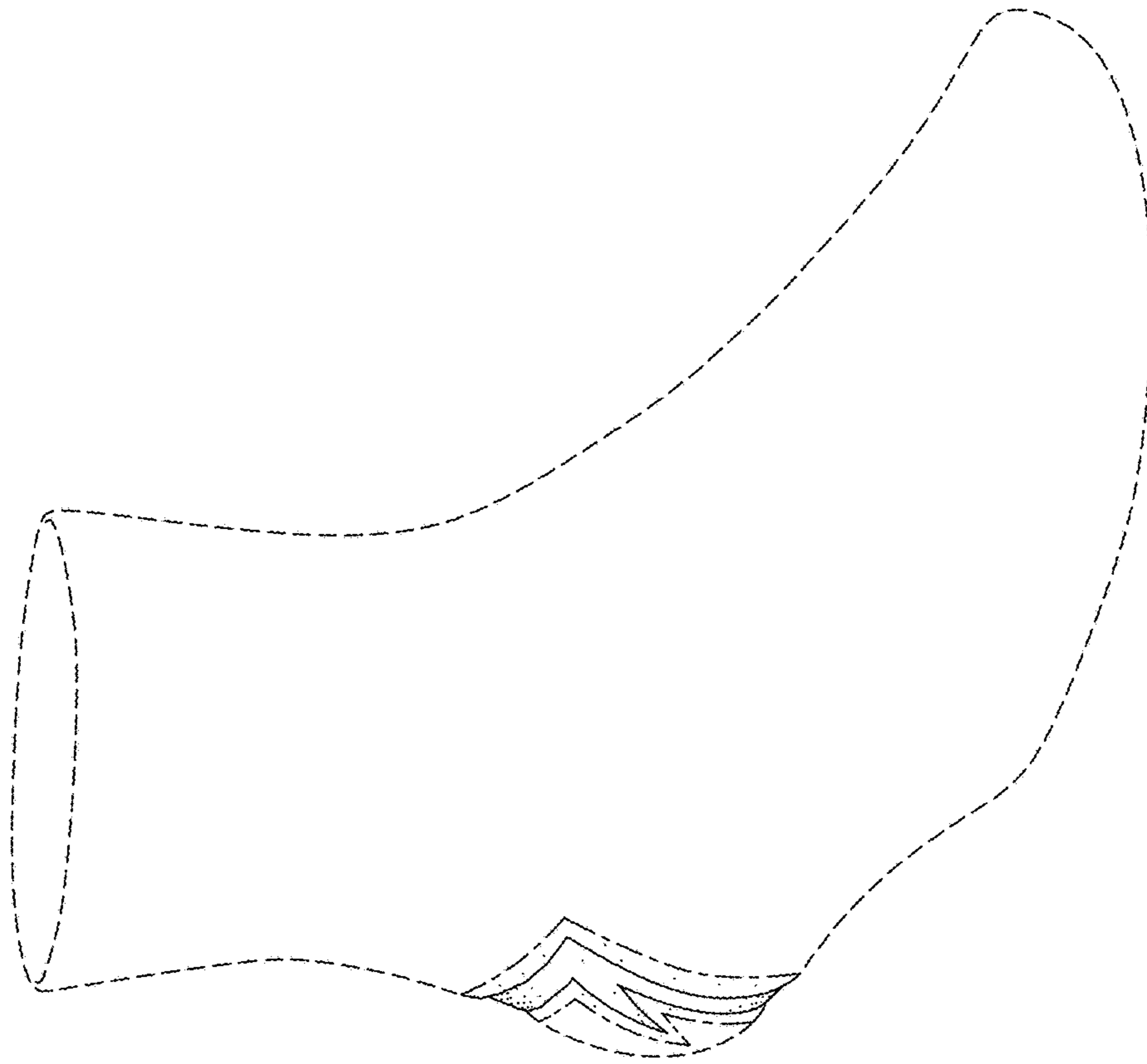


FIG. 2

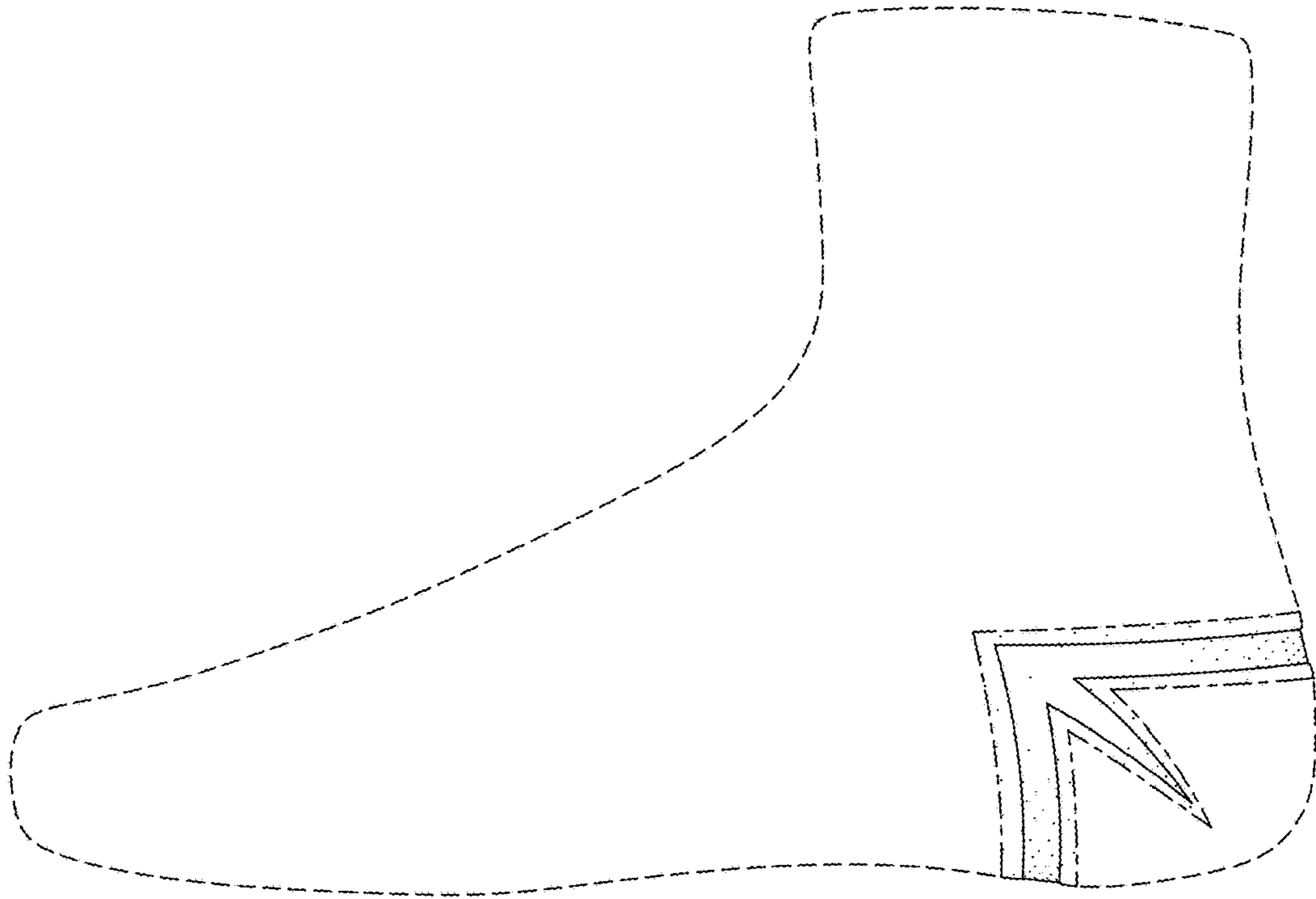


FIG. 3




FIG. 4

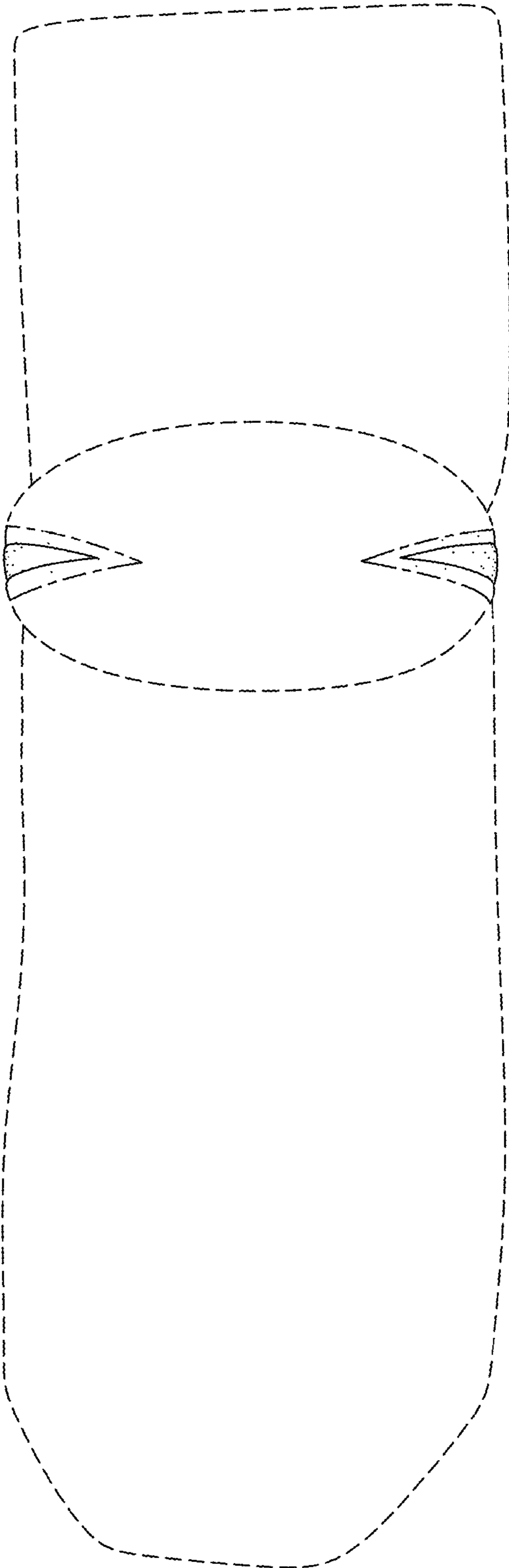


FIG. 5