



US00D843679S

(12) **United States Design Patent** (10) **Patent No.:** **US D843,679 S**
Hill (45) **Date of Patent:** **** Mar. 19, 2019**

(54) **GUN SAFE**

(71) Applicant: **HRH Hill Ltd.**, London (GB)

(72) Inventor: **Ian Hill**, London (GB)

(73) Assignee: **HRH Hill Ltd.**, London (GB)

(**) Term: **15 Years**

(21) Appl. No.: **29/579,805**

(22) Filed: **Oct. 4, 2016**

(30) **Foreign Application Priority Data**

Apr. 11, 2016	(GB)	5002339
Apr. 11, 2016	(GB)	5002340
Apr. 11, 2016	(GB)	5002341
Apr. 11, 2016	(GB)	5002342
Apr. 11, 2016	(GB)	5002343
Apr. 11, 2016	(GB)	5002344
Apr. 11, 2016	(GB)	5002345
Apr. 11, 2016	(GB)	5002346
Apr. 11, 2016	(GB)	5002347
Apr. 11, 2016	(GB)	5002348

(51) **LOC (11) Cl.** **99-00**

(52) **U.S. Cl.**
USPC **D99/28**

(58) **Field of Classification Search**
USPC D99/28, 34, 35, 36, 43; 109/1 R, 1 V, 2, 109/45; 902/9, 30; 235/100; 206/317, 206/527, 235; 312/400, 409
CPC E05B 65/0075; F42B 39/00; F42B 39/002; F42B 39/14; F42B 39/18; F42B 39/24; F42B 39/22; F42B 39/20; F42B 39/26; E05G 1/00; E05G 1/005; E05G 1/024; E05G 5/00; E05G 5/02; E05G 2700/00; E05G 2700/02; E05G 2700/04; E07D 11/0006; G07D 11/0009; G07D 11/009; G07D 9/002; G07D 9/004; G07D 9/008; G07F 9/06; G07F 9/003; G07F 17/10
See application file for complete search history.

(56) **References Cited**

U.S. PATENT DOCUMENTS

3,138,306	A *	6/1964	Bare	F41C 33/06
					206/317
4,890,466	A *	1/1990	Cislo	F41C 33/06
					109/51
6,260,300	B1 *	7/2001	Klebes	F41A 17/066
					206/317
D461,617	S *	8/2002	Gardner	D99/28
6,488,148	B1 *	12/2002	Woodson	B65D 25/10
					206/1.5
D474,596	S *	5/2003	Osiecki	D3/273
6,601,680	B2 *	8/2003	Japchen	A45C 13/18
					190/101
6,843,081	B1 *	1/2005	Painter	F41C 33/06
					109/45
D516,768	S *	3/2006	Walker	D99/28
D516,769	S *	3/2006	Walker	D99/28
D517,269	S *	3/2006	Walker	D99/28
D517,770	S *	3/2006	Walker	D99/28
7,063,737	B2 *	6/2006	Tilby	A45C 13/02
					190/125

(Continued)

Primary Examiner — Elizabeth J Oswecki
(74) *Attorney, Agent, or Firm* — Lee & Hayes, P.C.

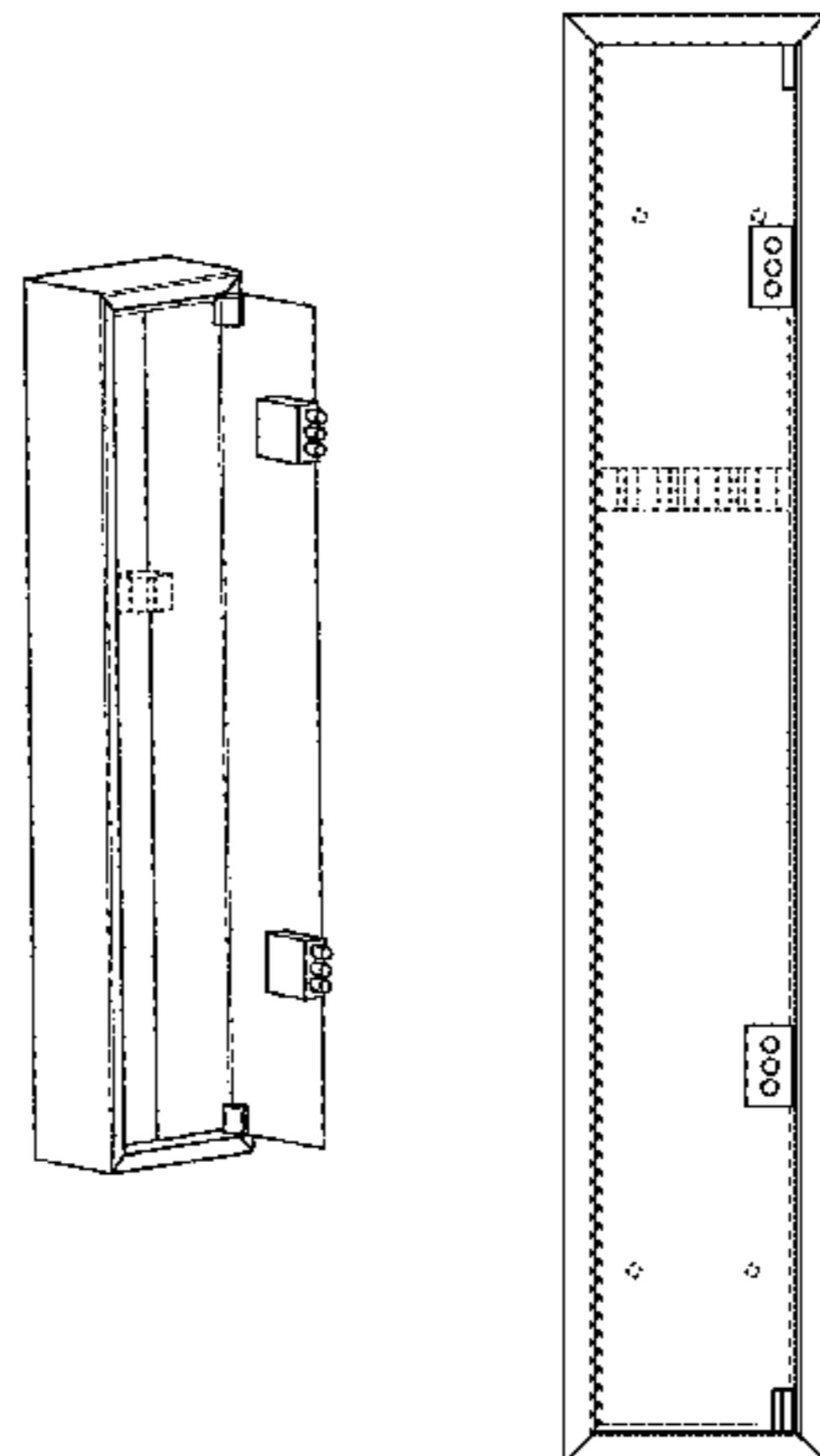
(57) **CLAIM**

The ornamental design for a gun safe, as shown and described.

DESCRIPTION

FIG. 1 is a side perspective view of a gun safe showing my new design; and, FIG. 2 is a front view thereof. The broken lines represent features of the gun safe which form no part of the claimed design. All sides not shown form no part of the claimed design.

1 Claim, 2 Drawing Sheets



(56)

References Cited

U.S. PATENT DOCUMENTS

D541,045 S *	4/2007	Peart	D3/291	D651,785 S *	1/2012	Martin	D99/28
D542,529 S *	5/2007	Peart	D3/276	D667,195 S *	9/2012	Guo	D99/28
D558,977 S *	1/2008	Peart	D3/294	D671,705 S *	11/2012	Edmondson	D99/28
D560,875 S *	1/2008	Decarlo	D3/273	D688,024 S *	8/2013	Metlen	D99/28
D561,994 S *	2/2008	Peart	D3/291	D709,665 S *	7/2014	Martin	D99/28
D569,073 S *	5/2008	Osiecki	D99/28	D714,015 S *	9/2014	Hyde	D99/28
D570,074 S *	5/2008	Osiecki	D99/28	D732,264 S *	6/2015	Hine	D99/28
D571,524 S *	6/2008	Kang	D99/28	D748,365 S *	1/2016	Nelson	D99/28
D572,425 S *	7/2008	Themistos	D99/28	D752,314 S *	3/2016	Nachtman	D99/28
7,546,920 B1 *	6/2009	Horn	F41C 33/06	9,441,409 B2 *	9/2016	Smietana	E05G 1/04
				206/317	D772,522 S *	11/2016	Henderson	D99/28
D617,974 S *	6/2010	Alfeld, Sr.	D99/28	2002/0062767 A1 *	5/2002	Walker	E05G 1/00
D620,675 S *	7/2010	Doettling	D99/28					109/67
D624,275 S *	9/2010	Min	D99/28	2003/0141794 A1 *	7/2003	Cleveland	A47B 81/005
D634,915 S *	3/2011	Nave	D99/28					312/409
D635,324 S *	3/2011	Plato	D99/28	2007/0277712 A1 *	12/2007	Stepp	A47B 81/005
8,074,477 B1 *	12/2011	Weiche	F41C 33/06					109/50
				211/64	2008/0229983 A1 *	9/2008	Pendleton	A47B 81/005
									109/45

* cited by examiner

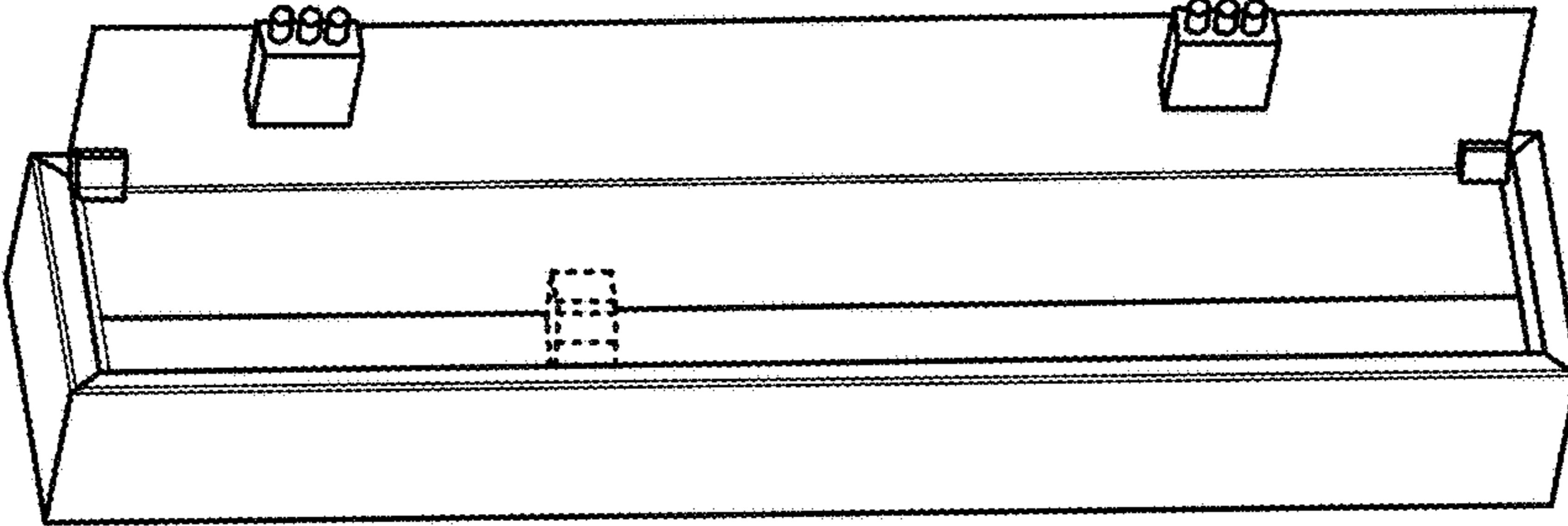


FIG. 1




FIG. 2