



US00D843678S

(12) **United States Design Patent**
Hill

(10) **Patent No.:** **US D843,678 S**

(45) **Date of Patent:** **** Mar. 19, 2019**

- (54) **GUN SAFE**
- (71) Applicant: **HRH Hill Ltd.**, London (GB)
- (72) Inventor: **Ian Hill**, London (GB)
- (73) Assignee: **HRH Hill Ltd.**, London (GB)
- (**) Term: **15 Years**
- (21) Appl. No.: **29/579,800**
- (22) Filed: **Oct. 4, 2016**
- (30) **Foreign Application Priority Data**
 - Apr. 11, 2016 (GB) 5002331
 - Apr. 11, 2016 (GB) 5002332
- (51) **LOC (11) Cl.** **99-00**
- (52) **U.S. Cl.**
USPC **D99/28**
- (58) **Field of Classification Search**
USPC D99/28, 34, 35, 36, 43; 109/1 R, 1 V, 2,
109/45; 902/9, 30; 235/100; 206/317,
206/527, 235; 312/400, 409
CPC E05B 65/0075; F42B 39/00; F42B 39/002;
F42B 39/14; F42B 39/18; F42B 39/24;
F42B 39/22; F42B 39/20; F42B 39/26;
E05G 1/00; E05G 1/005; E05G 1/024;
E05G 5/00; E05G 5/02; E05G 2700/00;
E05G 2700/02; E05G 2700/04; E07D
11/0006; G07D 11/0009; G07D 11/009;
G07D 9/002; G07D 9/004; G07D 9/008;
G07F 9/06; G07F 9/003; G07F 17/10
See application file for complete search history.

- (56) **References Cited**
U.S. PATENT DOCUMENTS
3,138,306 A * 6/1964 Bare F41C 33/06
206/317
4,890,466 A * 1/1990 Cislo F41C 33/06
109/51

- 6,260,300 B1 * 7/2001 Klebes F41A 17/066
206/317
- D461,617 S * 8/2002 Gardner D99/28
- 6,488,148 B1 * 12/2002 Woodson B65D 25/10
206/1.5
- D474,596 S * 5/2003 Osiecki D3/273
- 6,601,680 B2 * 8/2003 Japchen A45C 13/18
190/101
- 6,843,081 B1 * 1/2005 Painter F41C 33/06
109/45
- D516,768 S * 3/2006 Walker D99/28
- D516,769 S * 3/2006 Walker D99/28
- D517,269 S * 3/2006 Walker D99/28
- D517,770 S * 3/2006 Walker D99/28
- 7,063,737 B2 * 6/2006 Tilby A45C 13/02
190/125
- D541,045 S * 4/2007 Peart D3/291
- D542,529 S * 5/2007 Peart D3/276
- D558,977 S * 1/2008 Peart D3/294
- D560,875 S * 1/2008 Decarlo D3/273
- D561,994 S * 2/2008 Peart D3/291

(Continued)

Primary Examiner — Elizabeth J Oswecki
(74) *Attorney, Agent, or Firm* — Lee & Hayes, P.C.

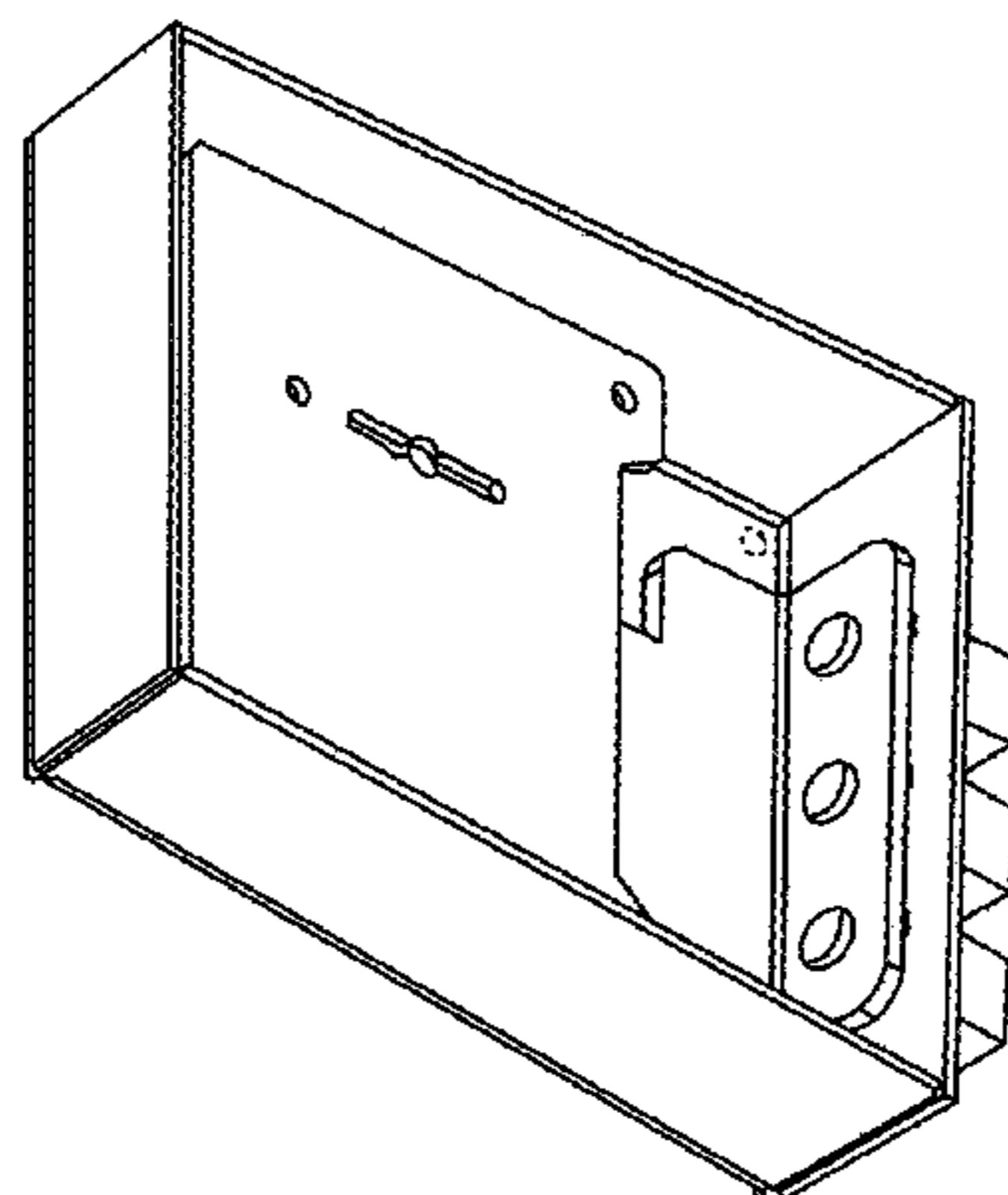
(57) **CLAIM**

The ornamental design for a gun safe, as shown and described.

DESCRIPTION

FIG. 1 is a top perspective view of a gun safe showing my new design;
FIG. 2 is a top view thereof;
FIG. 3 is a right side view thereof;
FIG. 4 is a front view thereof; and,
FIG. 5 is a bottom view thereof.
The broken lines represent features of the gun safe that form no part of the claimed design.
All sides not shown form no part of the claimed design.

1 Claim, 5 Drawing Sheets



(56)

References Cited

U.S. PATENT DOCUMENTS

D569,073	S *	5/2008	Osiecki	D99/28
D570,074	S *	5/2008	Osiecki	D99/28
D571,524	S *	6/2008	Kang	D99/28
D572,425	S *	7/2008	Themistos	D99/28
7,546,920	B1 *	6/2009	Horn	F41C 33/06 206/317
D617,974	S *	6/2010	Alfeld, Sr.	D99/28
D620,675	S *	7/2010	Doettling	D99/28
D624,275	S *	9/2010	Min	D99/28
D634,915	S *	3/2011	Nave	D99/28
D635,324	S *	3/2011	Plato	D99/28
8,074,477	B1 *	12/2011	Weiche	F41C 33/06 211/64
D651,785	S *	1/2012	Martin	D99/28
D667,195	S *	9/2012	Guo	D99/28
D671,705	S *	11/2012	Edmondson	D99/28
D688,024	S *	8/2013	Metlen	D99/28
D709,665	S *	7/2014	Martin	D99/28
D714,015	S *	9/2014	Hyde	D99/28
D732,264	S *	6/2015	Hine	D99/28
D748,365	S *	1/2016	Nelson	D99/28
D752,314	S *	3/2016	Nachtman	D99/28
9,441,409	B2 *	9/2016	Smietana	E05G 1/04
D772,522	S *	11/2016	Henderson	D99/28
2002/0062767	A1 *	5/2002	Walker	E05G 1/00 109/67
2003/0141794	A1 *	7/2003	Cleveland	A47B 81/005 312/409
2007/0277712	A1 *	12/2007	Stepp	A47B 81/005 109/50
2008/0229983	A1 *	9/2008	Pendleton	A47B 81/005 109/45

* cited by examiner

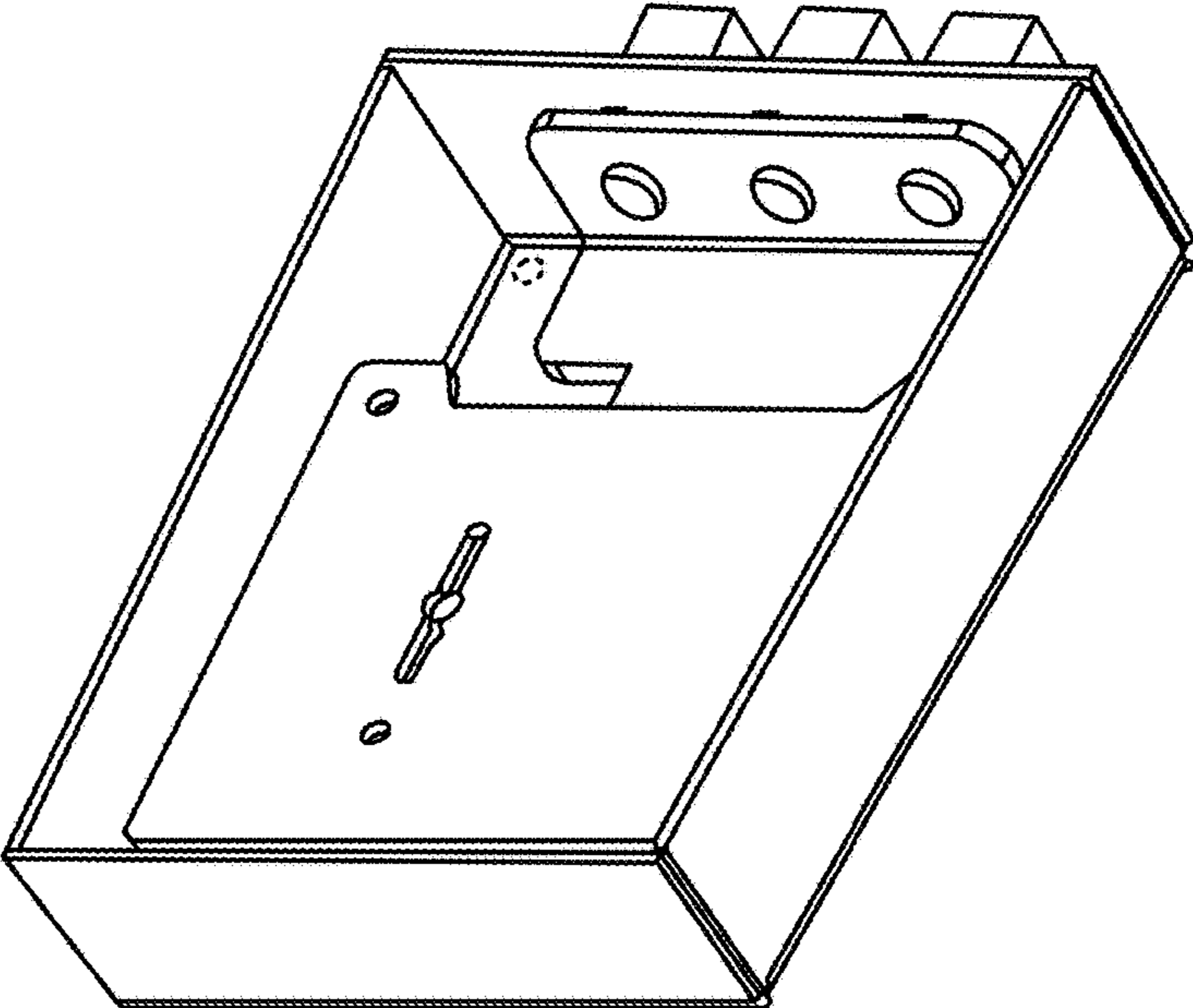


Fig. 1

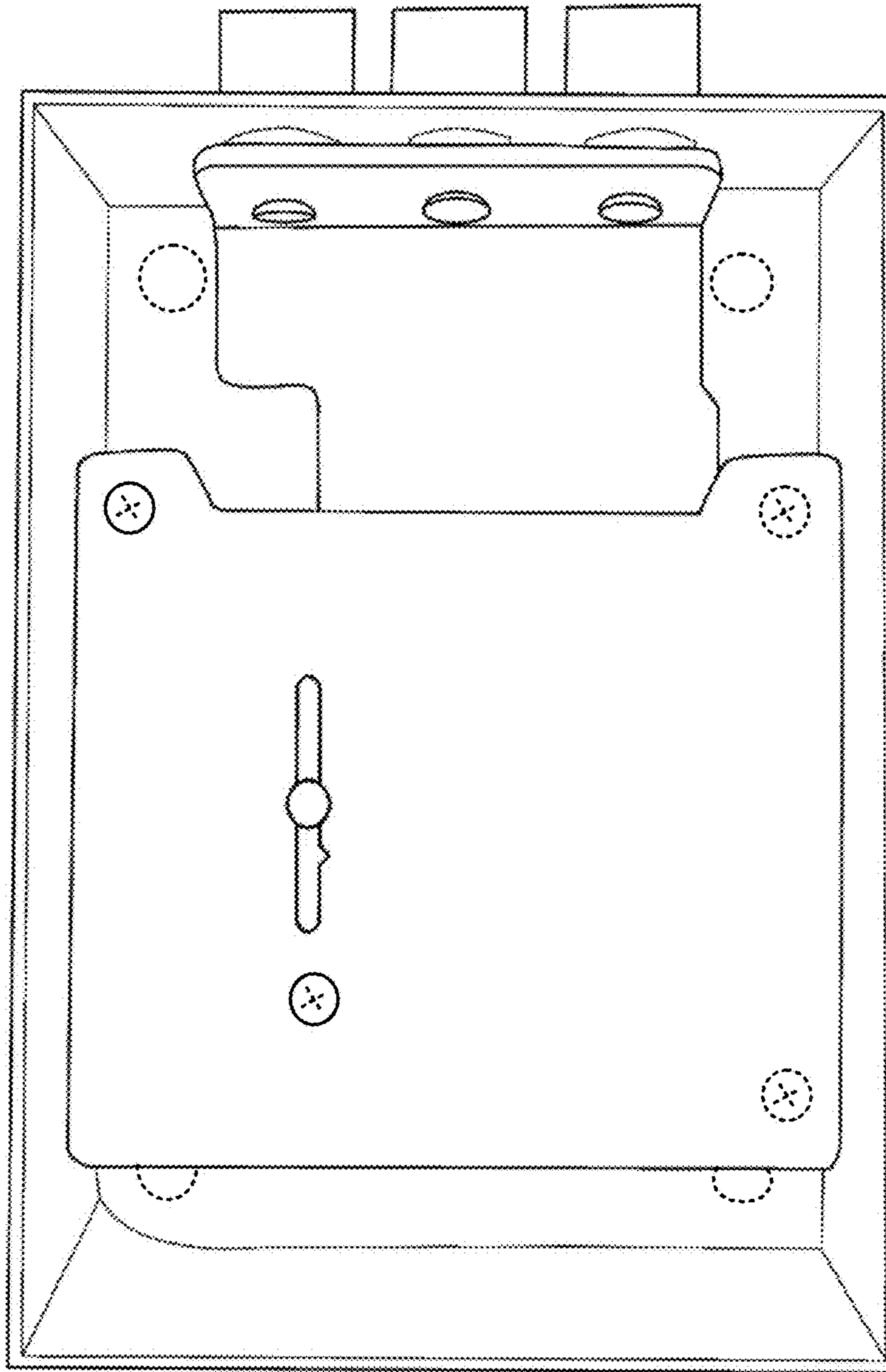


Fig. 2

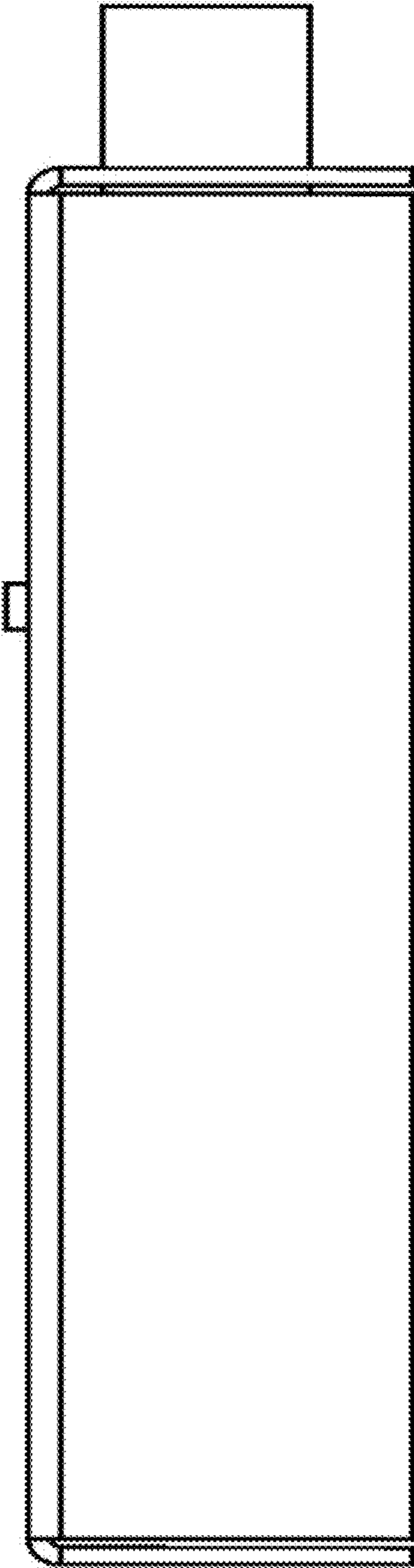


Fig. 3

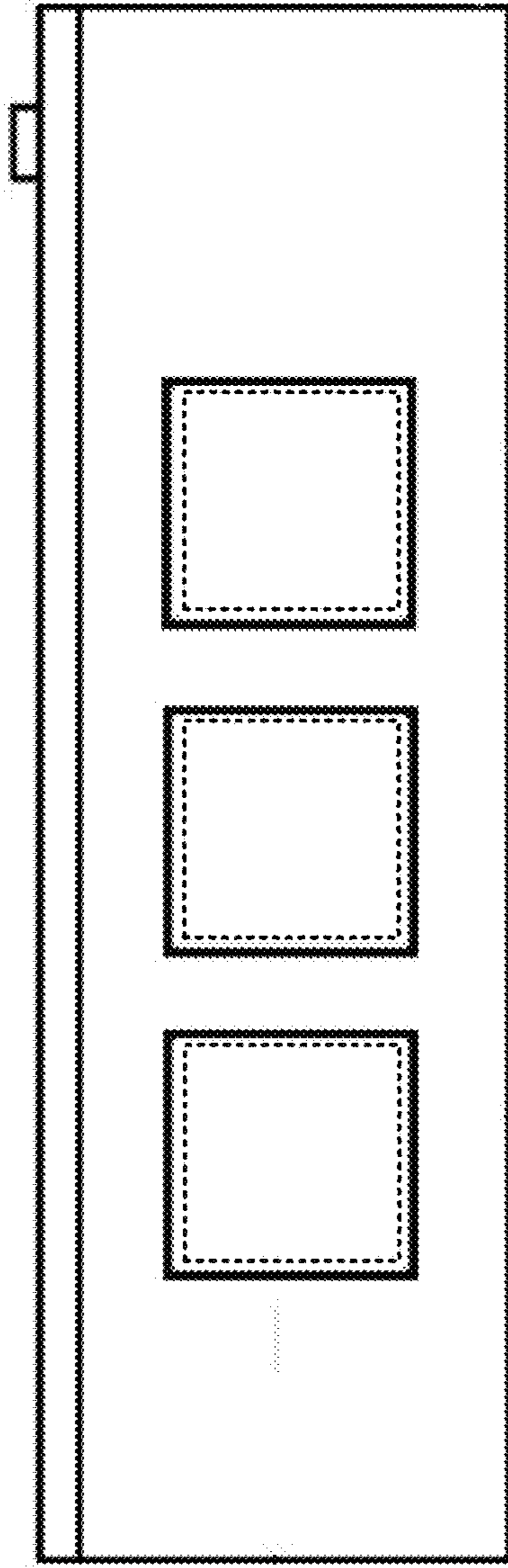


Fig. 4

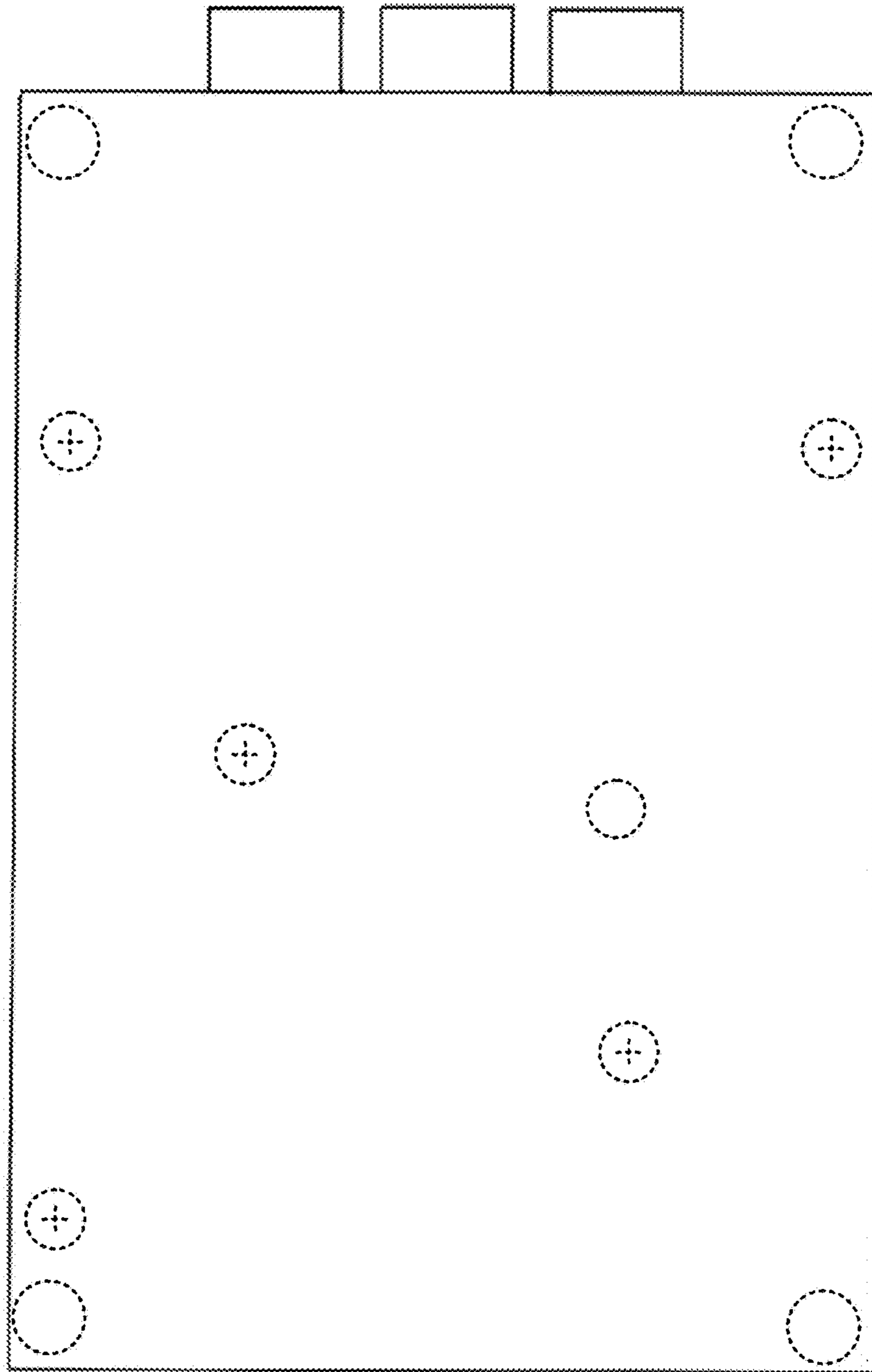


Fig. 5