



US00D843670S

(12) **United States Design Patent**
Yoon et al.

(10) **Patent No.:** **US D843,670 S**
(45) **Date of Patent:** **** Mar. 19, 2019**

- (54) **WASHING MACHINE**
- (71) Applicant: **SAMSUNG ELECTRONICS CO., LTD.**, Suwon-si, Gyeonggi-do (KR)
- (72) Inventors: **Sanghun Yoon**, Seoul (KR); **Yuna Park**, Seoul (KR); **Myunggyu Kim**, Seoul (KR); **Ahjung Joo**, Seoul (KR)
- (73) Assignee: **SAMSUNG ELECTRONICS CO., LTD.**, Gyeonggi-Do (KR)
- (**) Term: **15 Years**

- 5,875,655 A * 3/1999 Herman-Latack D06F 39/026
222/166
- D446,890 S * 8/2001 Cho D32/6
- D470,632 S * 2/2003 Oda D32/6
- D516,258 S * 2/2006 Matsusaki D32/1
- D519,692 S * 4/2006 Jun D32/6
- 7,073,356 B2 * 7/2006 Nakamura D06F 37/10
68/12.26
- D541,491 S * 4/2007 Jun D32/6
- D704,907 S * 5/2014 Yoo D32/6
- D709,657 S * 7/2014 Shin D32/25
- D711,605 S * 8/2014 Jo D32/25
- D729,467 S * 5/2015 Jee D32/6

(Continued)

(21) Appl. No.: **29/650,706**

(22) Filed: **Jun. 8, 2018**

Related U.S. Application Data

(63) Continuation of application No. 29/593,802, filed on Feb. 13, 2017, now Pat. No. Des. 824,122.

(30) **Foreign Application Priority Data**

Nov. 29, 2016 (KR) 30-2016-0057699

(51) **LOC (11) Cl.** **15-05**

(52) **U.S. Cl.**
USPC **D32/6**

(58) **Field of Classification Search**
USPC D32/29.1, 29, 28, 6, 25, 8, 1, 5, 10;
D6/510; D7/348-349
CPC D06F 39/045; D06F 29/00; D06F 29/005;
D06F 25/00; D06F 39/022; D06F 33/02;
D06F 2204/065; D06F 35/006
See application file for complete search history.

(56) **References Cited**

U.S. PATENT DOCUMENTS

- D300,279 S * 3/1989 Umehara D32/6
- 5,469,593 A * 11/1995 Cuthbert D06F 37/28
68/140

FOREIGN PATENT DOCUMENTS

- CN 303423821 S 10/2015
- KR 300387514 S 7/2005
- KR 300768037 S 10/2014

Primary Examiner — Michelle E. Wilson

(74) *Attorney, Agent, or Firm* — Cantor Colburn LLP

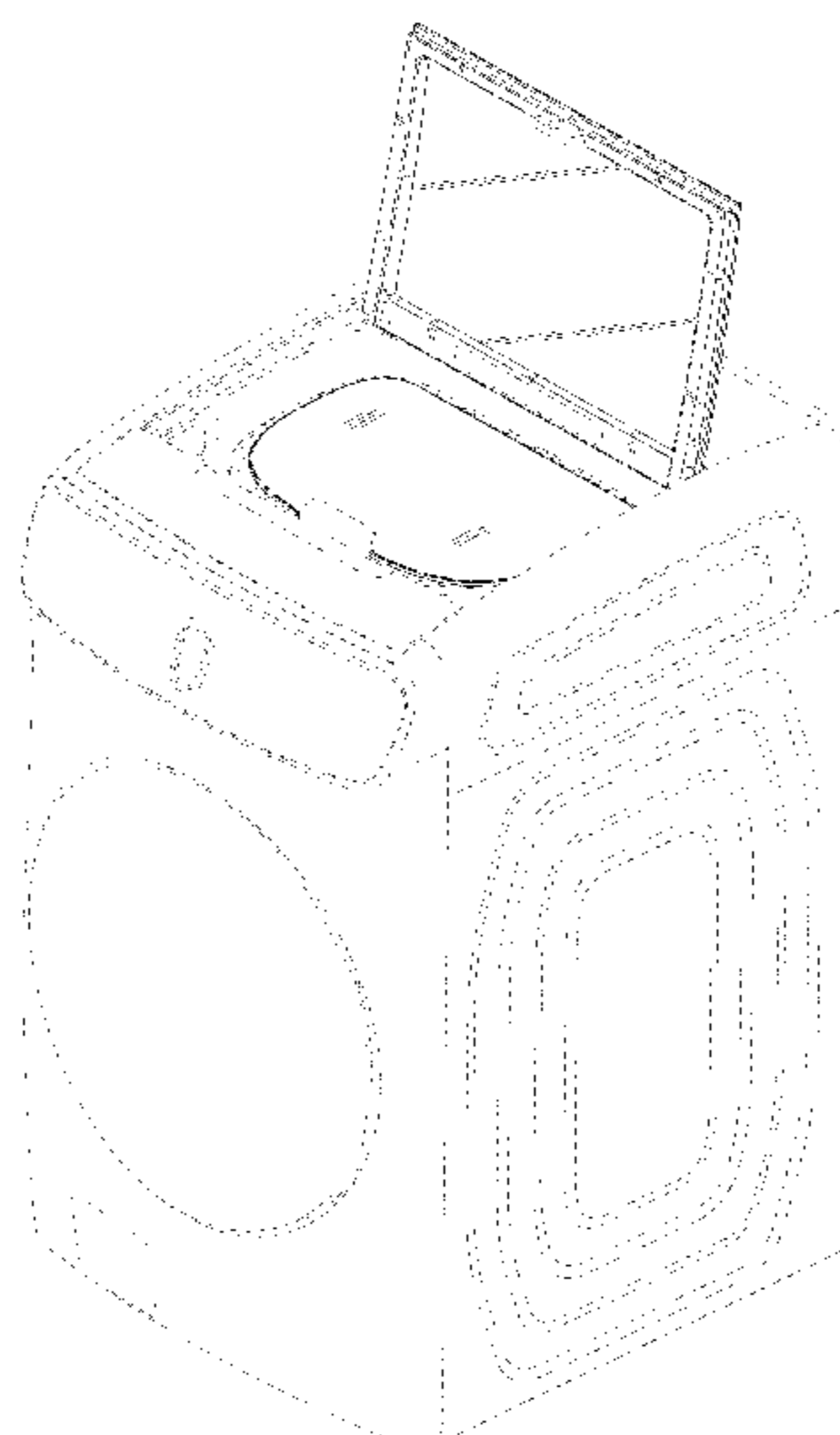
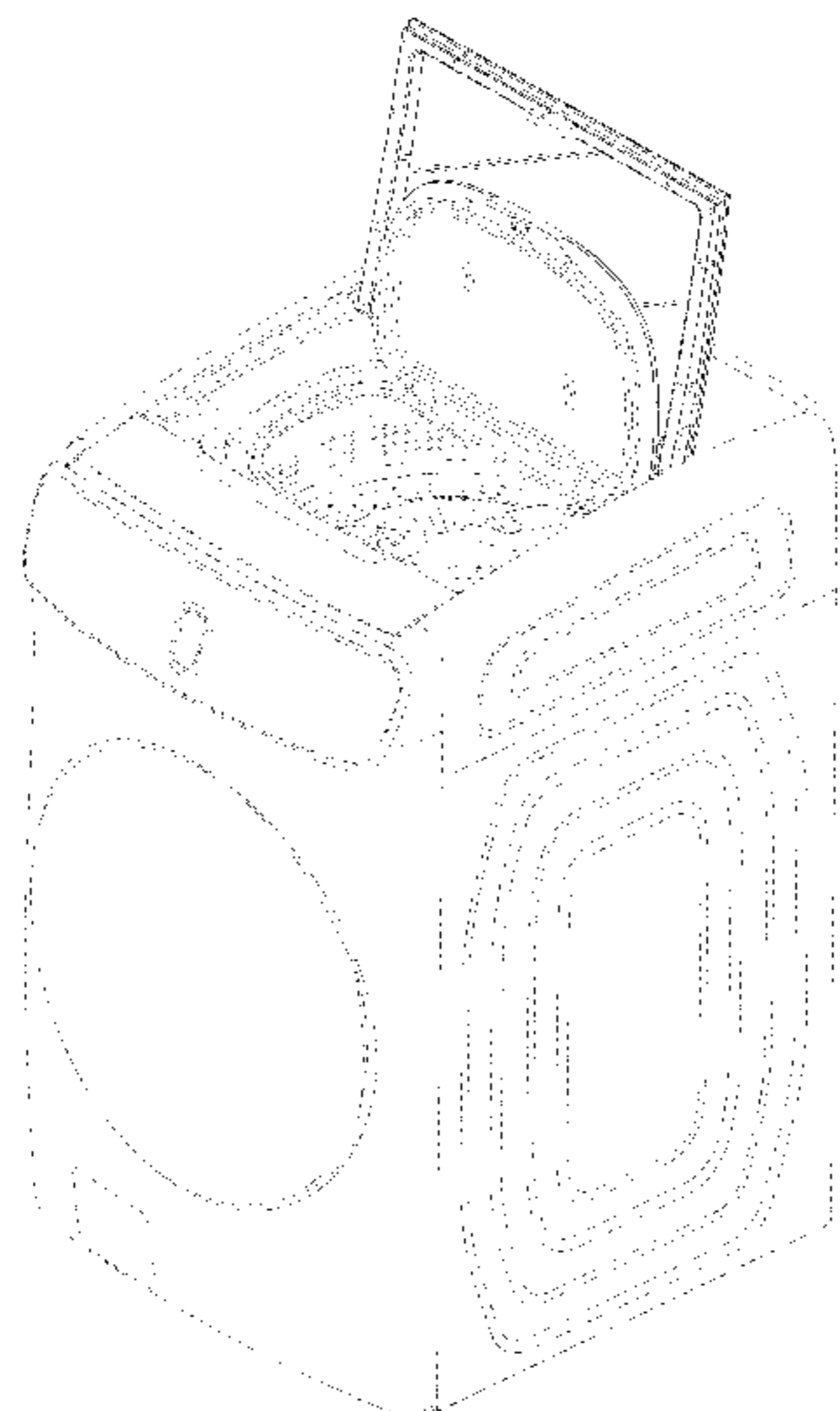
(57) **CLAIM**

The ornamental design for a washing machine, as shown and described.

DESCRIPTION

FIG. 1 is a front perspective view of a washing machine, showing our new design;
 FIG. 2 is a front view thereof;
 FIG. 3 is a rear view thereof;
 FIG. 4 is a left-side view thereof;
 FIG. 5 is a right-side view thereof;
 FIG. 6 is a top view thereof;
 FIG. 7 is a bottom view thereof; and,
 FIG. 8 is the front perspective view thereof, as shown in an alternate configuration.
 The broken lines illustrating portions of the washing machine form no part of the claimed design.

1 Claim, 8 Drawing Sheets



(56)

References Cited

U.S. PATENT DOCUMENTS

D744,177 S * 11/2015 Jung D32/6
D748,355 S * 1/2016 Sim D32/6

* cited by examiner

FIG. 1

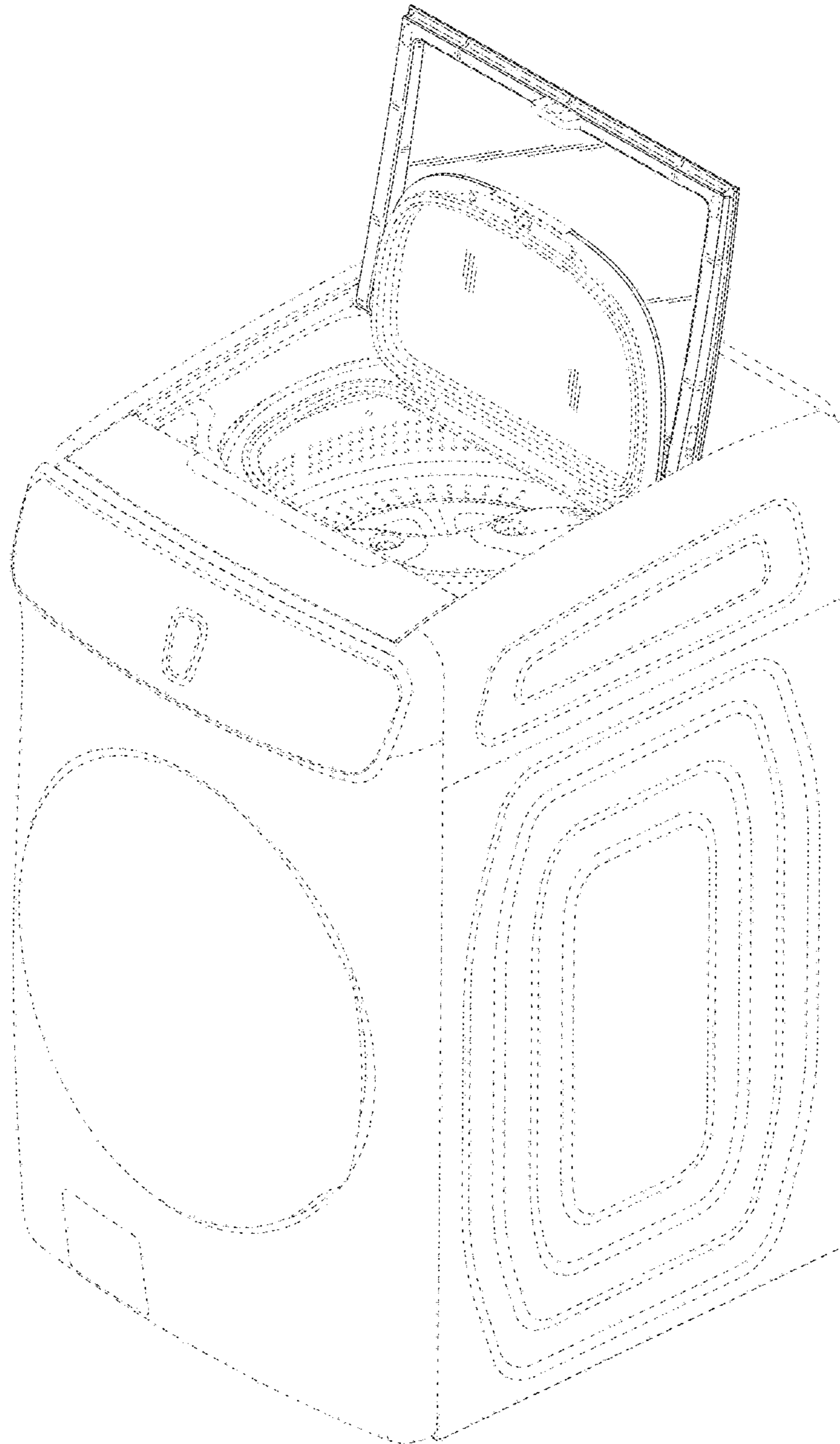


FIG. 2

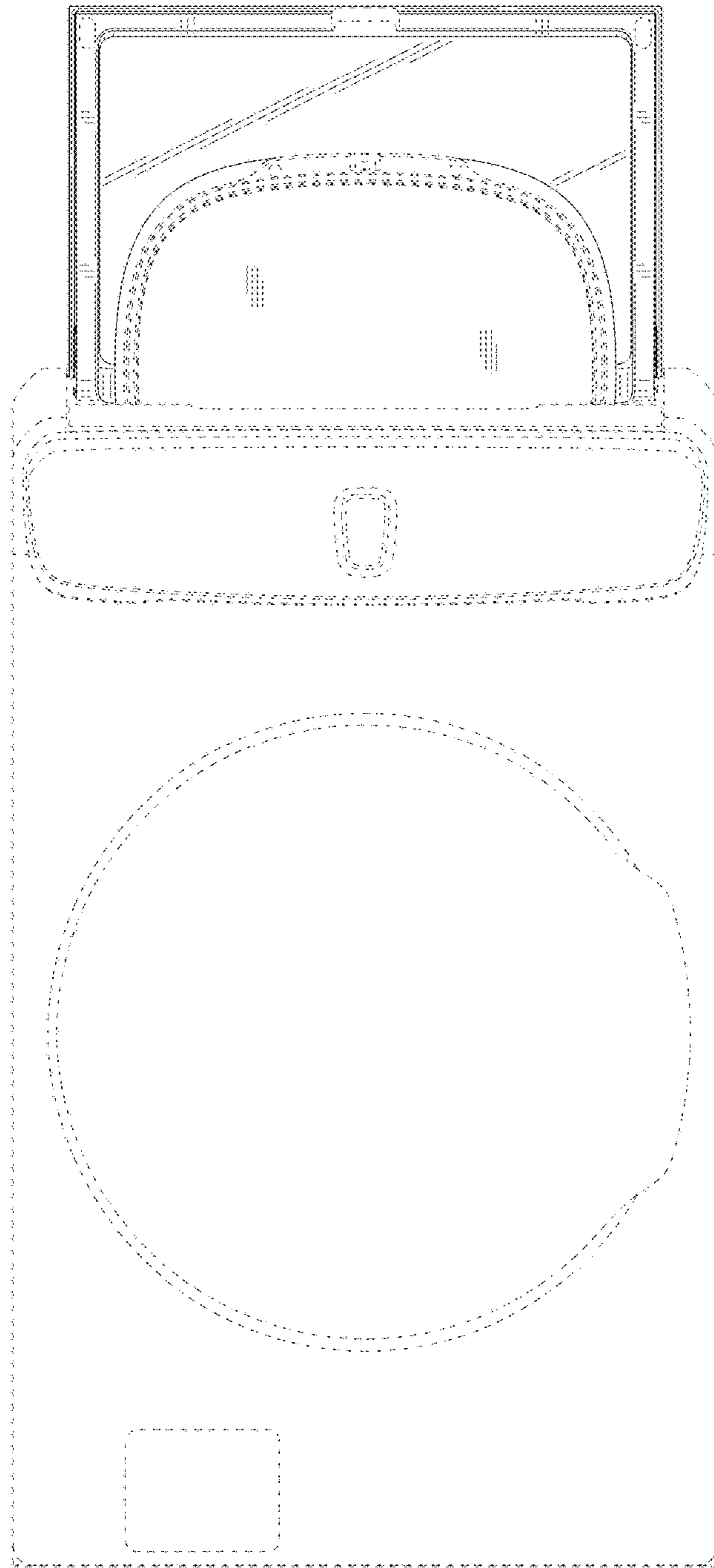


FIG. 3

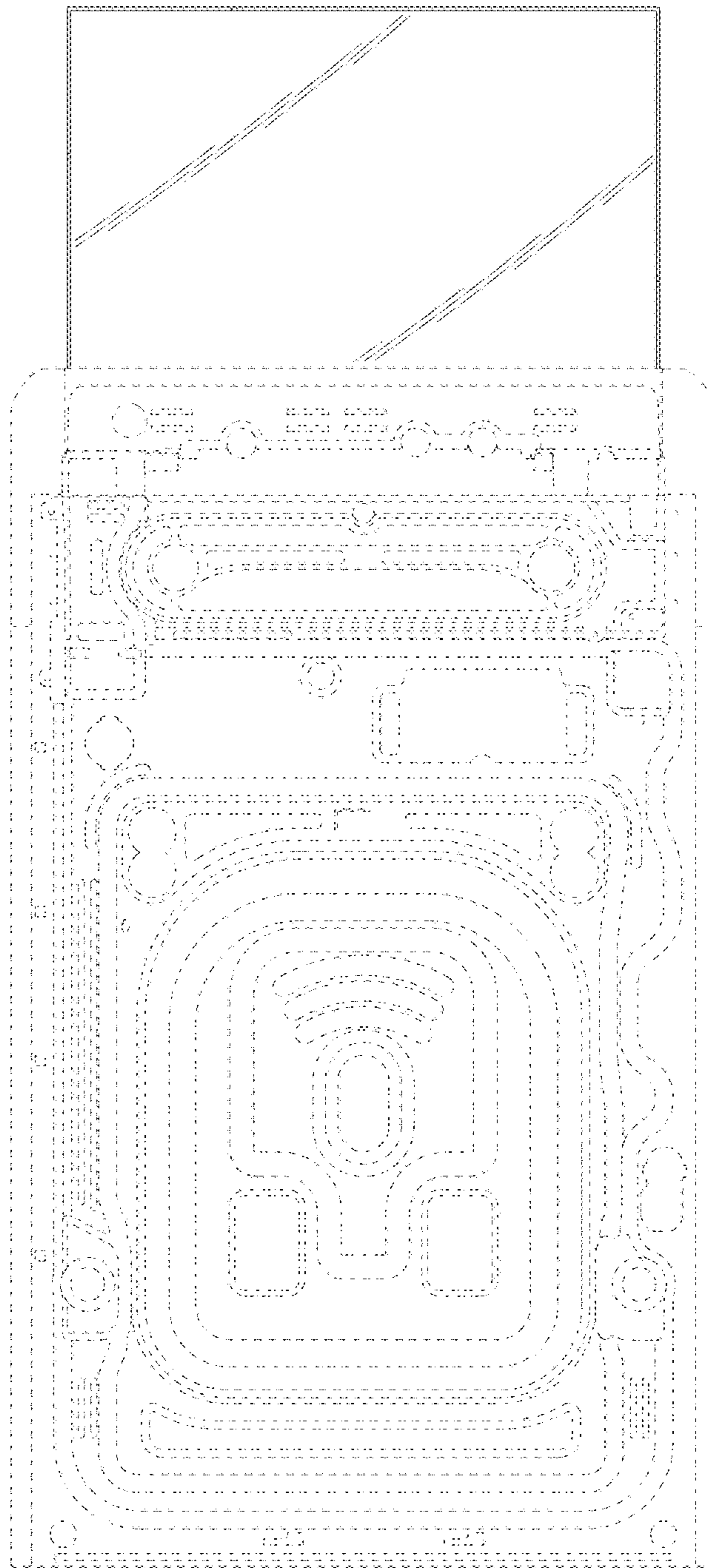


FIG. 4



FIG. 5




FIG. 6

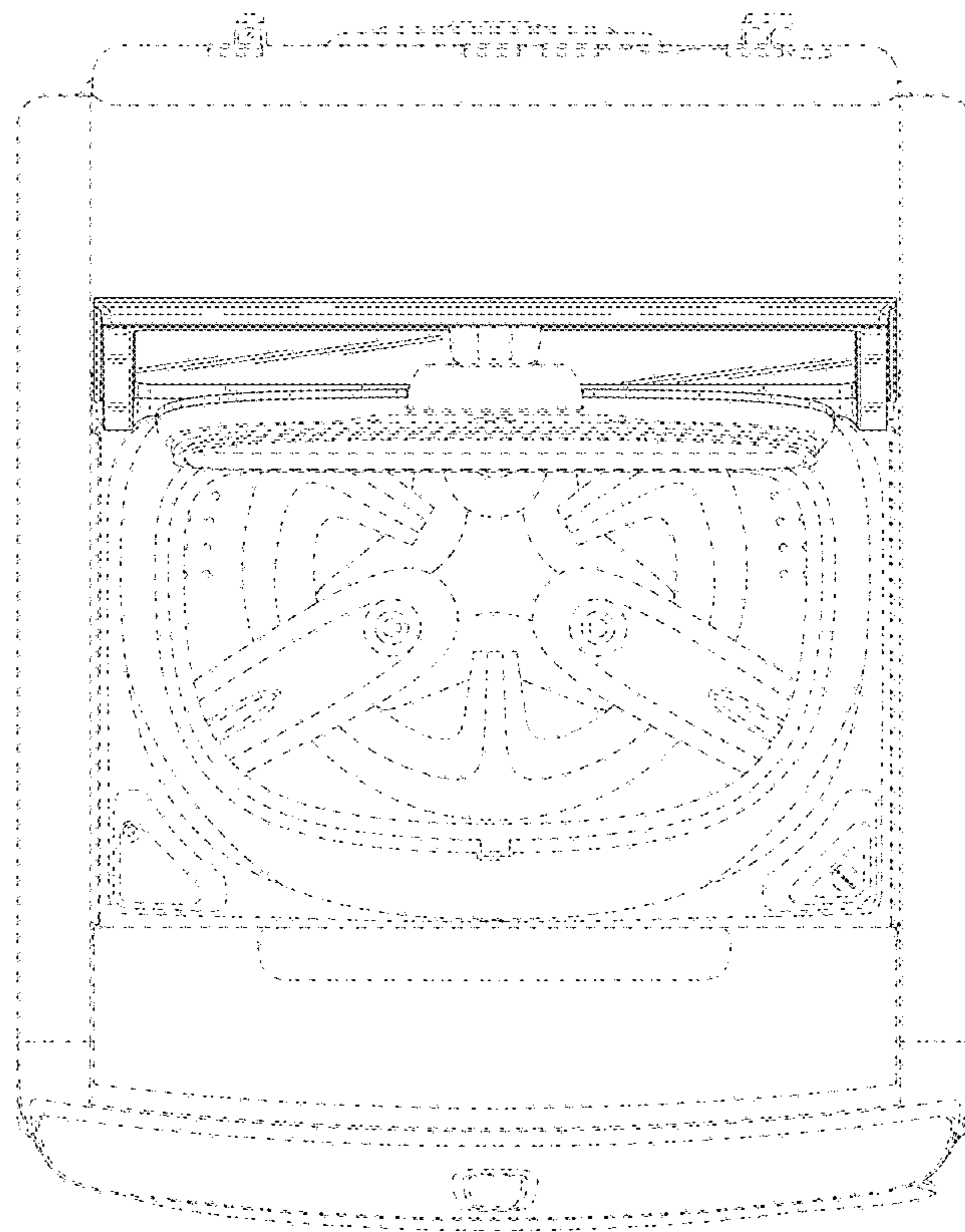


FIG. 7

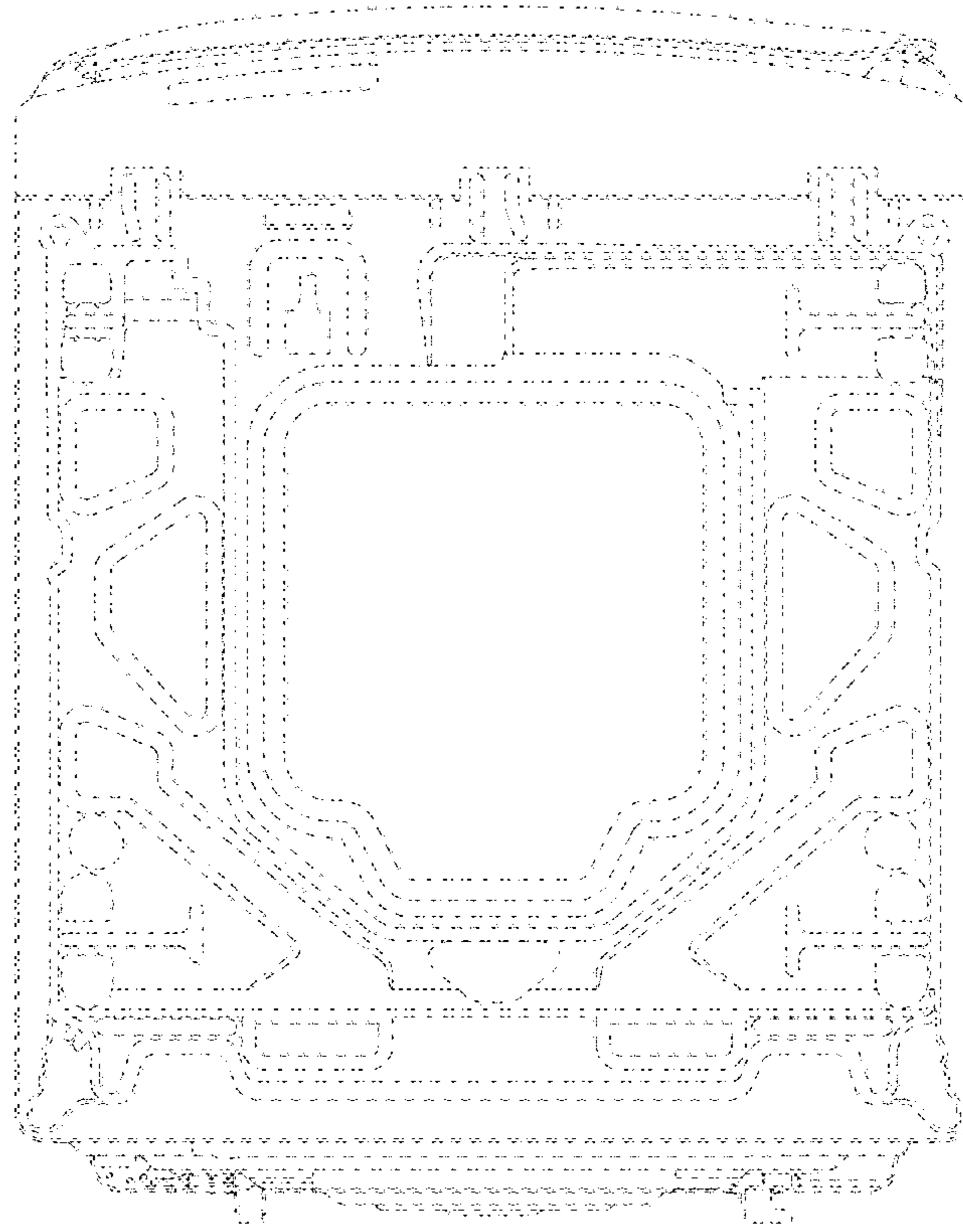


FIG. 8

