



US00D843659S

(12) **United States Design Patent**  
**Go**

(10) **Patent No.:** **US D843,659 S**

(45) **Date of Patent:** **\*\* Mar. 19, 2019**

(54) **RAZOR HANDLE**  
(71) Applicant: **Dorco Co., Ltd.**, Seoul (KR)  
(72) Inventor: **Woo-Gyeong Go**, Seoul (KR)  
(73) Assignee: **Dorco Co., Ltd.**, Seoul (KR)  
(\*\*) Term: **15 Years**

(21) Appl. No.: **29/603,382**  
(22) Filed: **May 9, 2017**

(30) **Foreign Application Priority Data**

Nov. 9, 2016 (KR) ..... 30-2016-0053701

(51) **LOC (11) Cl.** ..... **28-03**

(52) **U.S. Cl.**  
USPC ..... **D28/48**

(58) **Field of Classification Search**  
USPC ..... D28/46-48  
CPC ..... B26B 21/08-21/32; B26B 21/34-21/38;  
B26B 21/446; B26B 21/405-21/4062;  
B26B 21/52-21/528; B26B  
21/4068-21/4075  
See application file for complete search history.

(56) **References Cited**

**U.S. PATENT DOCUMENTS**

D476,113 S \* 6/2003 Wonderley ..... D28/48  
D500,171 S \* 12/2004 Lee ..... D28/46  
D603,098 S \* 10/2009 Cataudella ..... D28/48

D661,425 S \* 6/2012 Cataudella ..... D28/46  
8,273,205 B2 \* 9/2012 Murgida ..... B26B 21/22  
156/242  
D729,452 S \* 5/2015 Griffin ..... D28/48  
D739,605 S \* 9/2015 Christie ..... D28/48  
D749,266 S \* 2/2016 Go ..... D28/48  
D768,929 S \* 10/2016 Go ..... D28/48  
D802,212 S \* 11/2017 Bae ..... D28/48

\* cited by examiner

*Primary Examiner* — Jennifer Rivard

(74) *Attorney, Agent, or Firm* — Perkins Coie LLP

(57) **CLAIM**

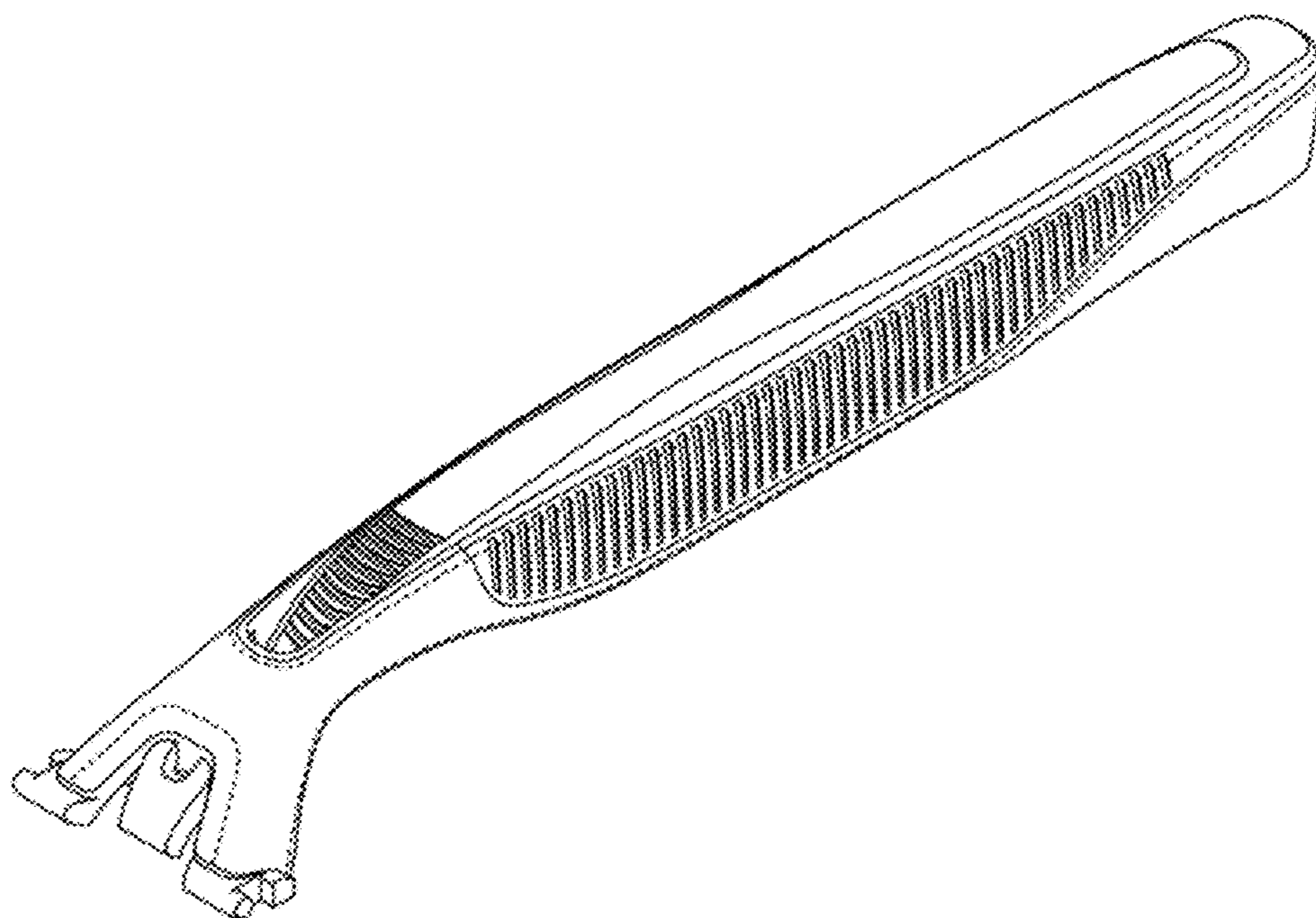
The ornamental design for a razor handle, as shown and described.

**DESCRIPTION**

FIG. 1 is a top perspective view of a razor handle design; FIG. 2 is a first side view of the razor handle design; FIG. 3 is a second side view of the razor handle design; FIG. 4 is a front side view of the razor handle design; FIG. 5 is a rear side view of the razor handle design; FIG. 6 is a top plan view of the razor handle design; FIG. 7 is an additional perspective view of the razor handle design; and, FIG. 8 is a bottom perspective view of the razor handle design.

The contour lines along the handle that have been reduced to broken lines illustrate portions of the handle. The broken line cartridge illustrates the environment. None of the broken lines form part of the claimed design.

**1 Claim, 6 Drawing Sheets**



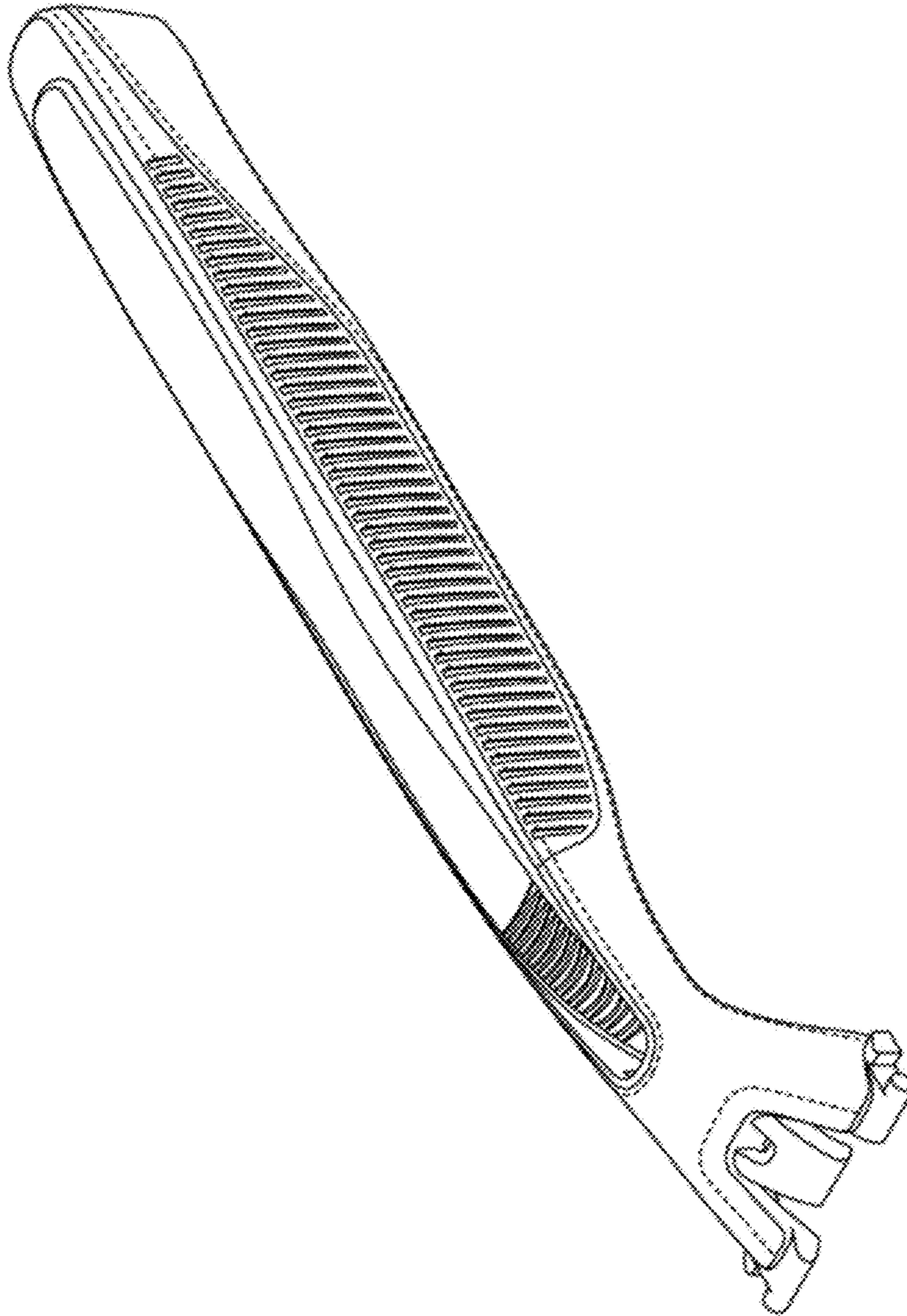


FIG. 1




FIG. 2

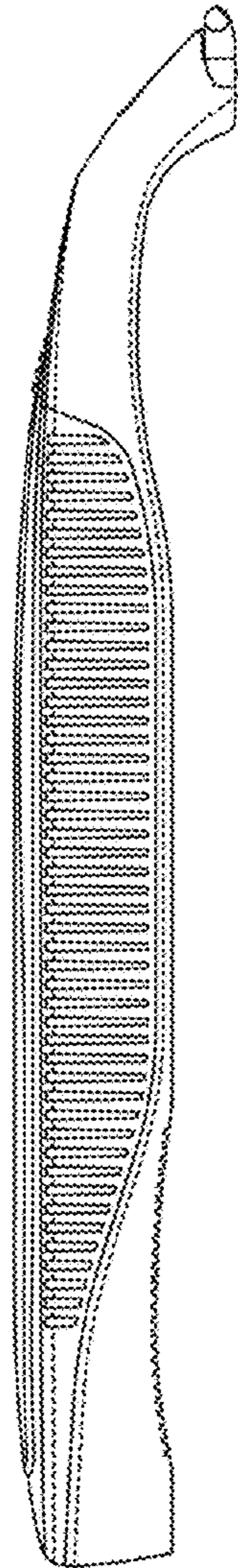


FIG. 3

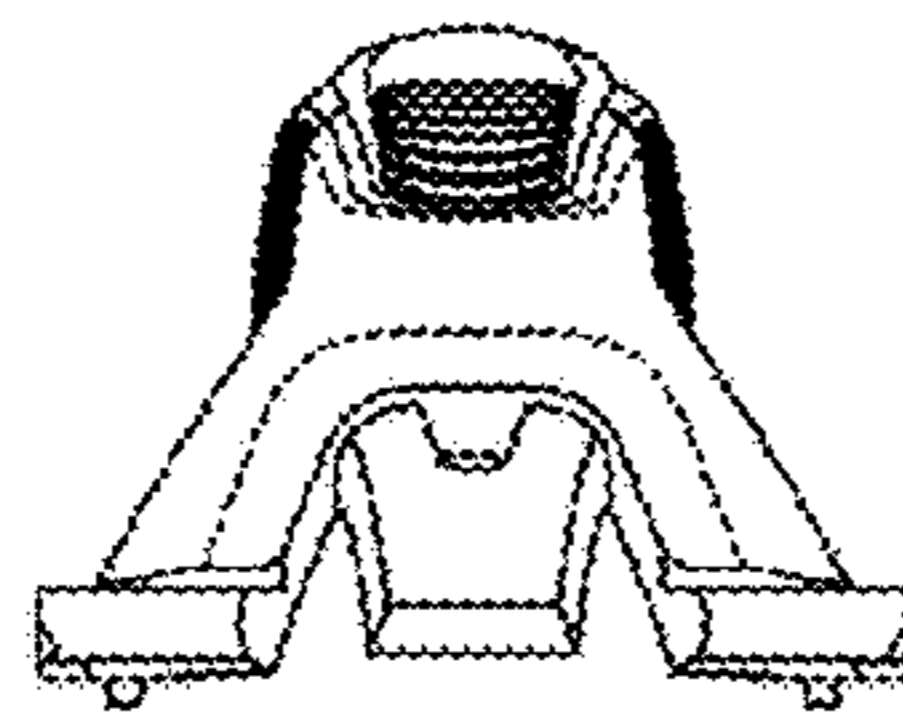


FIG. 4




FIG. 5



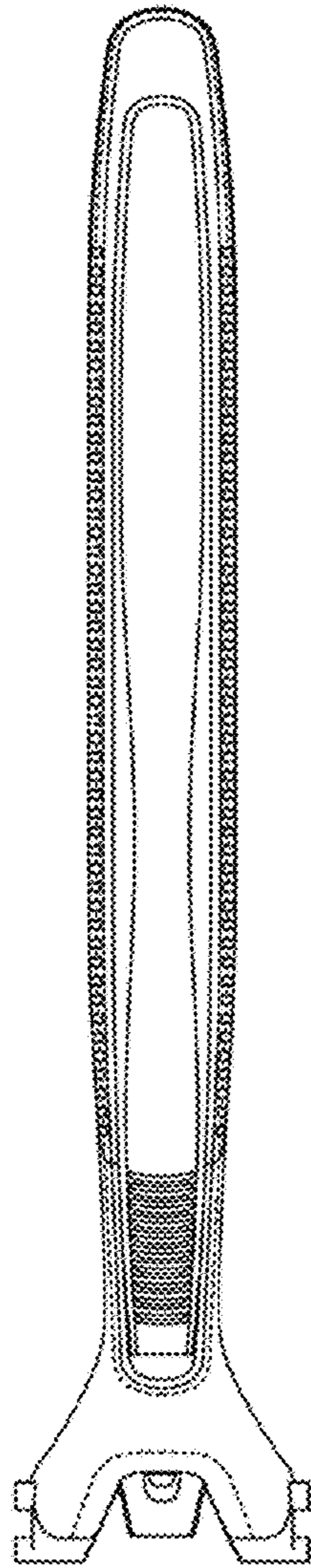


FIG. 6

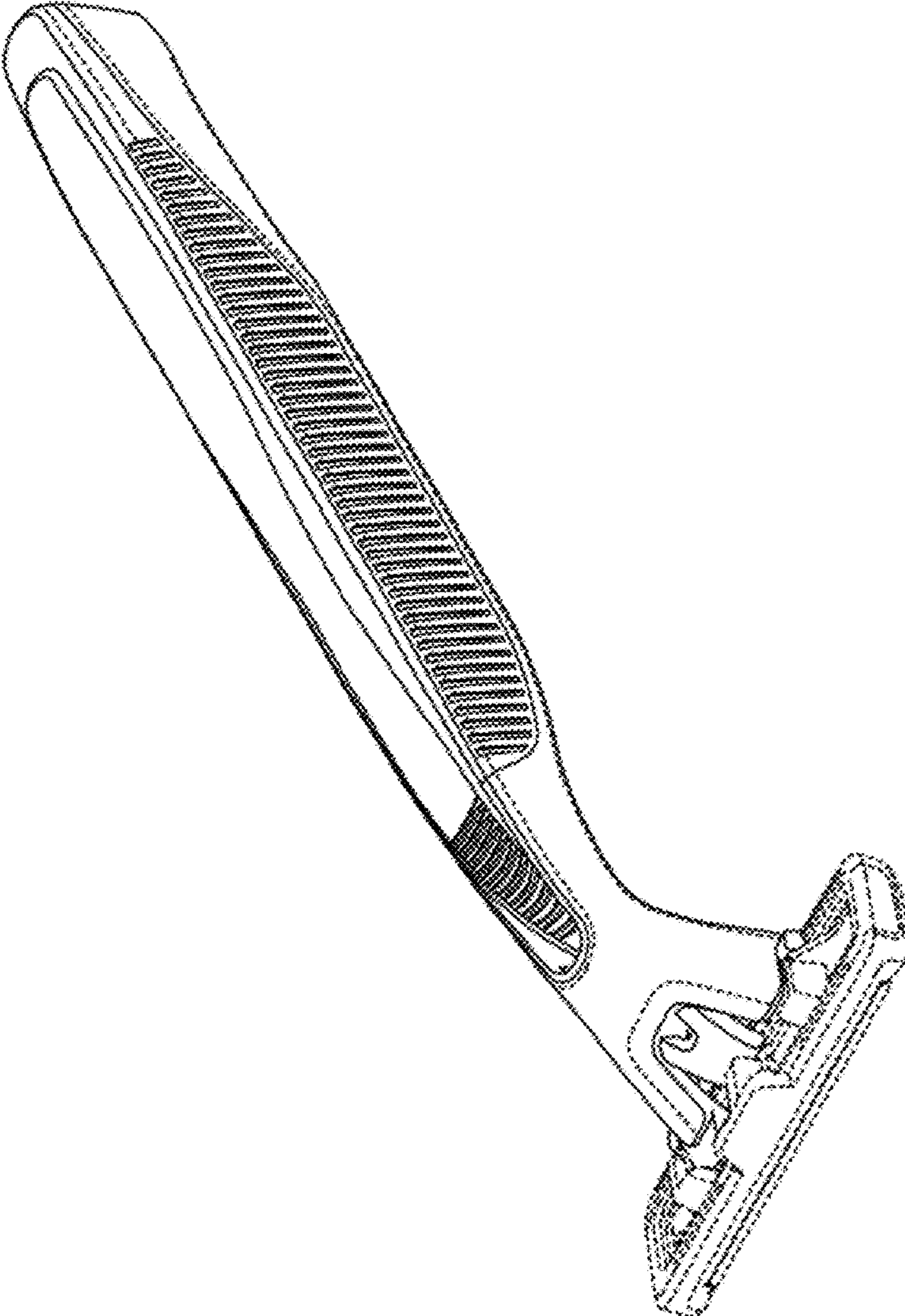


FIG. 7

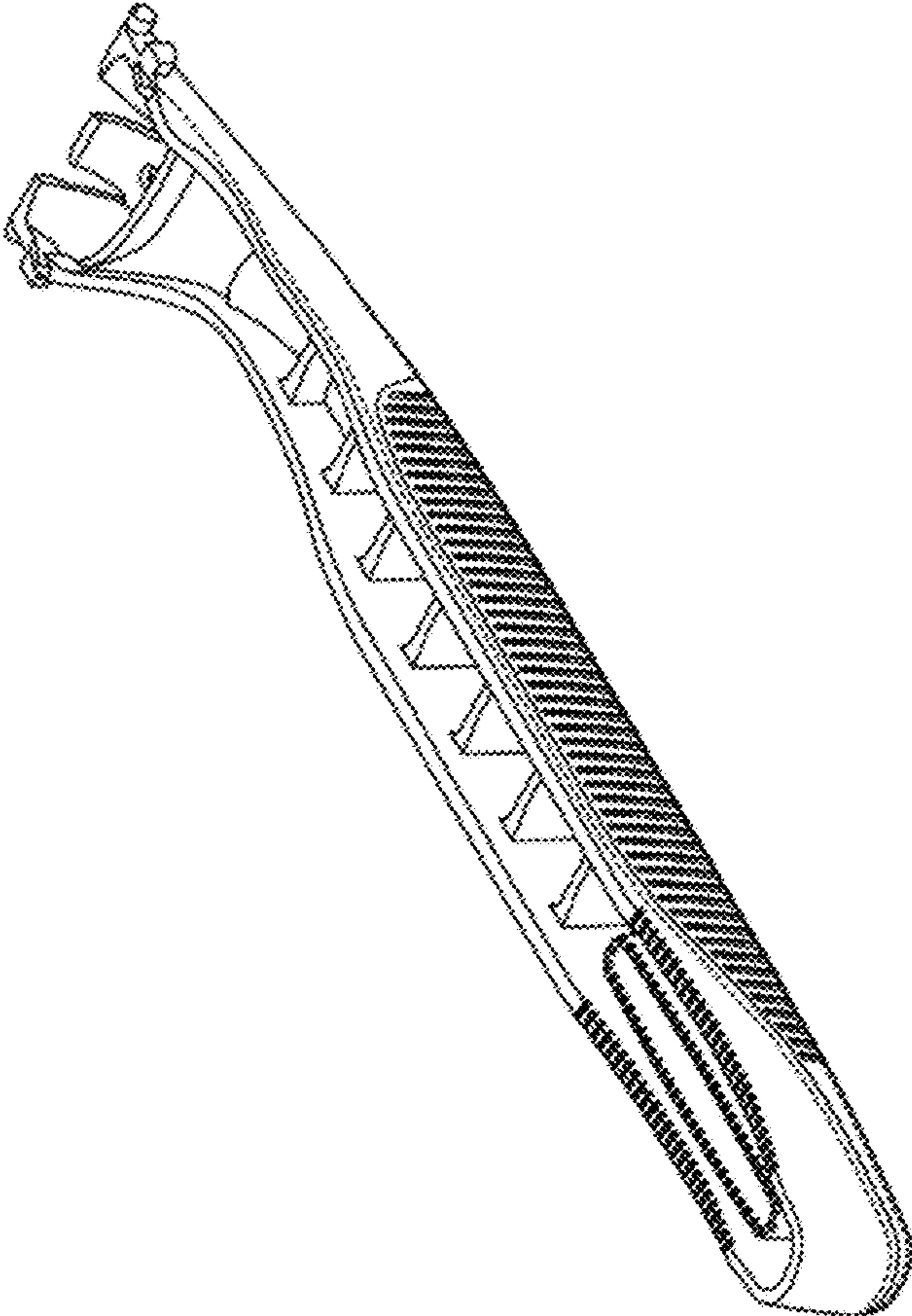


FIG. 8