



US00D843619S

(12) **United States Design Patent**  
**Thomas**

(10) **Patent No.:** **US D843,619 S**  
(45) **Date of Patent:** **\*\* Mar. 19, 2019**

(54) **DAYTIME RUNNING LIGHT  
ARRANGEMENT**

D487,819 S \* 3/2004 Tsai ..... D26/139  
D494,706 S \* 8/2004 Tsai ..... D26/139

(71) Applicant: **Jaguar Land Rover Limited**, Whitley,  
Coventry (GB)

\* cited by examiner

*Primary Examiner* — Marcus A Jackson

(72) Inventor: **Gareth Thomas**, Coventry (GB)

(74) *Attorney, Agent, or Firm* — Wood Herron & Evans  
LLP

(73) Assignee: **Jaguar Land Rover Limited**, Whitley,  
Coventry (GB)

(57) **CLAIM**

(\*\*) Term: **15 Years**

The ornamental design for a daytime running light arrange-  
ment, as shown and described.

(21) Appl. No.: **29/622,654**

**DESCRIPTION**

(22) Filed: **Oct. 18, 2017**

(30) **Foreign Application Priority Data**

Apr. 21, 2017 (EM) ..... 003866797

(51) **LOC (11) Cl.** ..... **26-06**

(52) **U.S. Cl.**  
USPC ..... **D26/28**

(58) **Field of Classification Search**  
USPC ..... D26/28-36, 139  
CPC ..... B60Q 9/13; B60Q 9/135; B60Q 9/1375;  
F21S 48/00; F21S 48/10; F21S 48/115;  
F21S 48/225; F21S 48/1233; F21S  
48/1266; F21S 48/1388; F21S 48/2268;  
F21V 21/04

See application file for complete search history.

(56) **References Cited**

**U.S. PATENT DOCUMENTS**

D485,936 S \* 1/2004 Tsai ..... D26/139

FIG. 1 is a front left perspective view of a daytime running  
light arrangement for a vehicle according to the present  
invention.

FIG. 2 is a front right perspective view of the daytime  
running light arrangement shown in FIG. 1.

FIG. 3 is a rear left perspective view thereof.

FIG. 4 is a front view thereof.

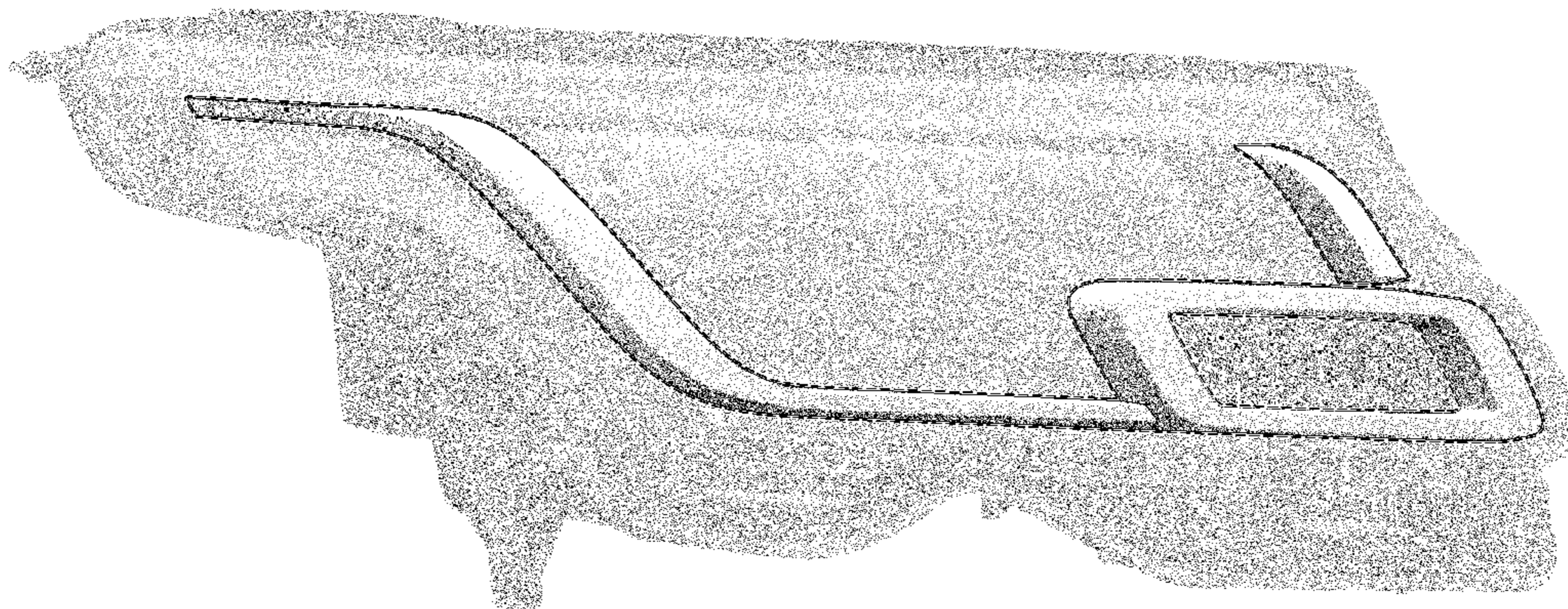
FIG. 5 is a left side view thereof.

FIG. 6 is a top view thereof; and,

FIG. 7 is a front view of the daytime running light arrange-  
ment shown in FIGS. 1-6, but located on the front left side  
of a vehicle, with the rest of the vehicle shown in de-  
emphasized and half-tone portions so as to illustrate envi-  
ronmental structure.

More particularly, in FIG. 7, the inventive daytime running  
light arrangement is shown within the broken line, and the  
elements shown outside the broken line form no part of the  
claimed invention, but are instead included to show envi-  
ronmental aspects thereof.

**1 Claim, 7 Drawing Sheets**






FIG. 1




FIG. 2




FIG. 3




FIG. 4

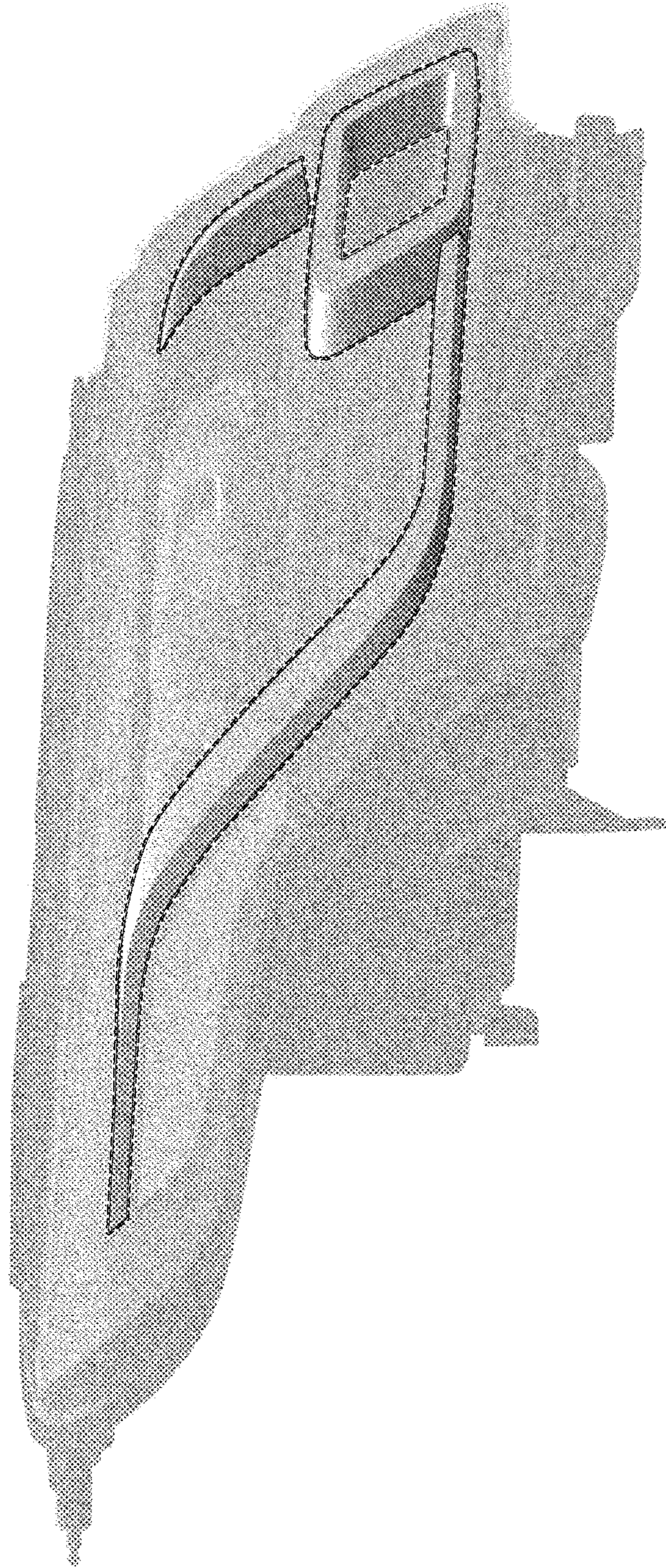


FIG. 5

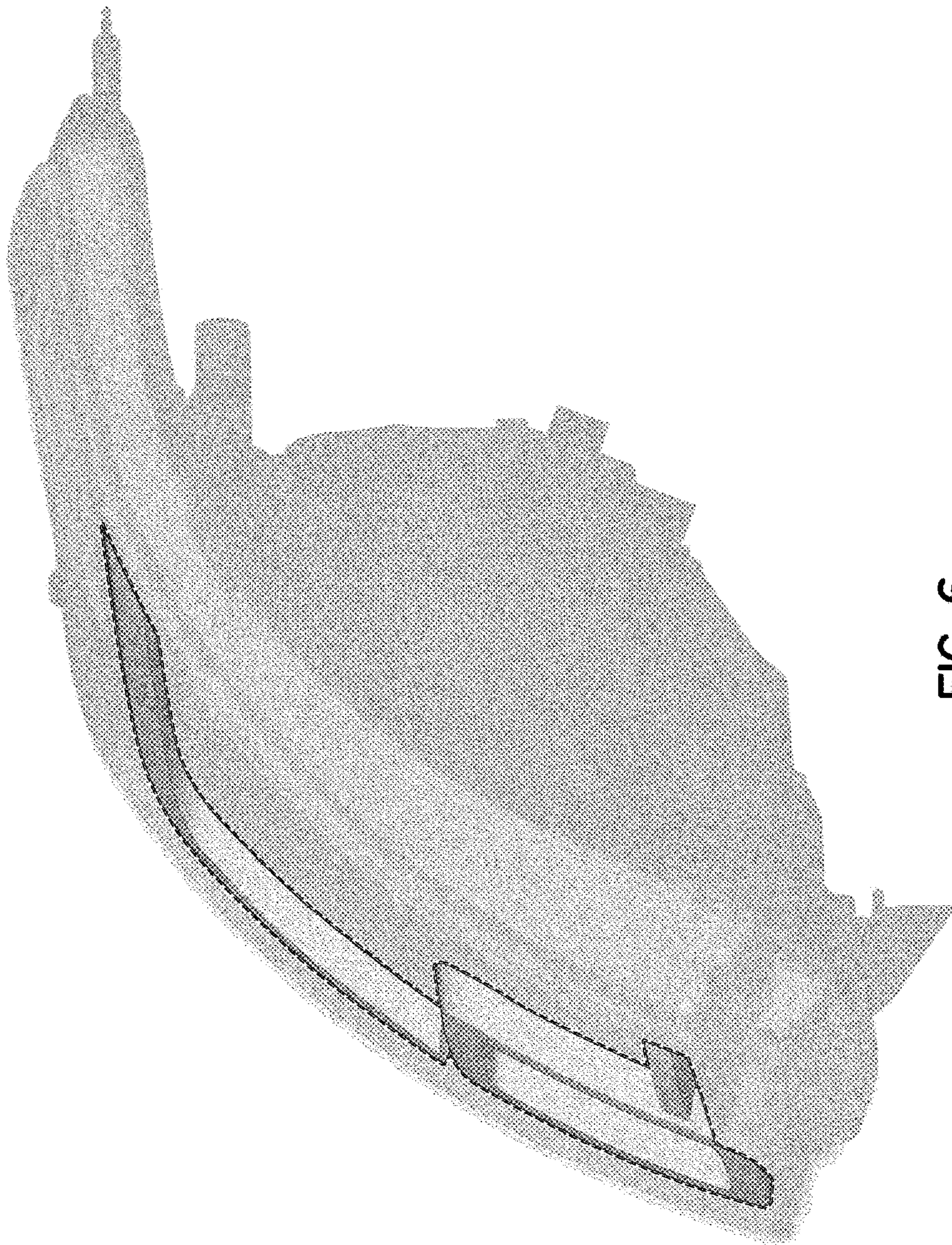


FIG. 6




FIG. 7