



US00D843601S

(12) **United States Design Patent**  
**Steffes et al.**

(10) **Patent No.:** **US D843,601 S**  
(45) **Date of Patent:** **\*\* Mar. 19, 2019**

- (54) **CORNER SIDING**
- (71) Applicant: **CertainTeed Corporation**, Malvern, PA (US)
- (72) Inventors: **Stephen W. Steffes**, McPherson, KS (US); **David J. Stucky**, Grass Lake, MI (US)
- (73) Assignee: **CERTAINTEED CORPORATION**, Malvern, PA (US)

- 3,720,031 A 3/1973 Wilson et al.
- 3,943,677 A 3/1976 Carothers
- 4,920,721 A \* 5/1990 Pressutti ..... E04D 1/20  
52/518
- 4,972,647 A 11/1990 Meldrum
- 5,295,340 A 3/1994 Collins
- 5,615,523 A 4/1997 Wells et al.
- 5,711,126 A 1/1998 Wells
- 5,743,059 A 4/1998 Fifield
- 5,946,877 A 9/1999 Gallinat
- 5,992,116 A 11/1999 Ternes
- 6,021,611 A 2/2000 Wells et al.
- 6,418,692 B1 \* 7/2002 Freshwater ..... E04D 1/30  
52/199
- D586,007 S \* 2/2009 Vandewater, Jr. .... D25/141  
(Continued)

(\*\*) Term: **15 Years**

(21) Appl. No.: **29/554,132**

(22) Filed: **Feb. 8, 2016**

(51) **LOC (11) Cl.** ..... **25-01**

(52) **U.S. Cl.**  
USPC ..... **D25/139**

(58) **Field of Classification Search**  
USPC ..... D25/138-163; 52/287.1, 288.1  
CPC ..... E04D 1/30; E04D 2001/302; E04D  
2001/304; E04D 2001/305; E04D  
2001/306; E04D 2001/309; E04D 13/15;  
E04D 13/174; E04F 13/0733; E04B  
1/6803

See application file for complete search history.

(56) **References Cited**

**U.S. PATENT DOCUMENTS**

- 1,404,483 A \* 1/1922 Scharwath ..... E04D 1/20  
52/560
- 2,168,218 A 8/1939 Lester
- D163,688 S \* 6/1951 Gach ..... D25/151
- 3,363,380 A \* 1/1968 Merrill ..... E04D 1/06  
52/420
- 3,579,940 A 5/1971 Greenleaf
- 3,667,184 A \* 6/1972 Merrill ..... E04D 1/18  
52/530

*Primary Examiner* — Vy N Koenig  
*Assistant Examiner* — Kimberly Barnes  
(74) *Attorney, Agent, or Firm* — Abel Law Group, LLP;  
Thomas Osborn

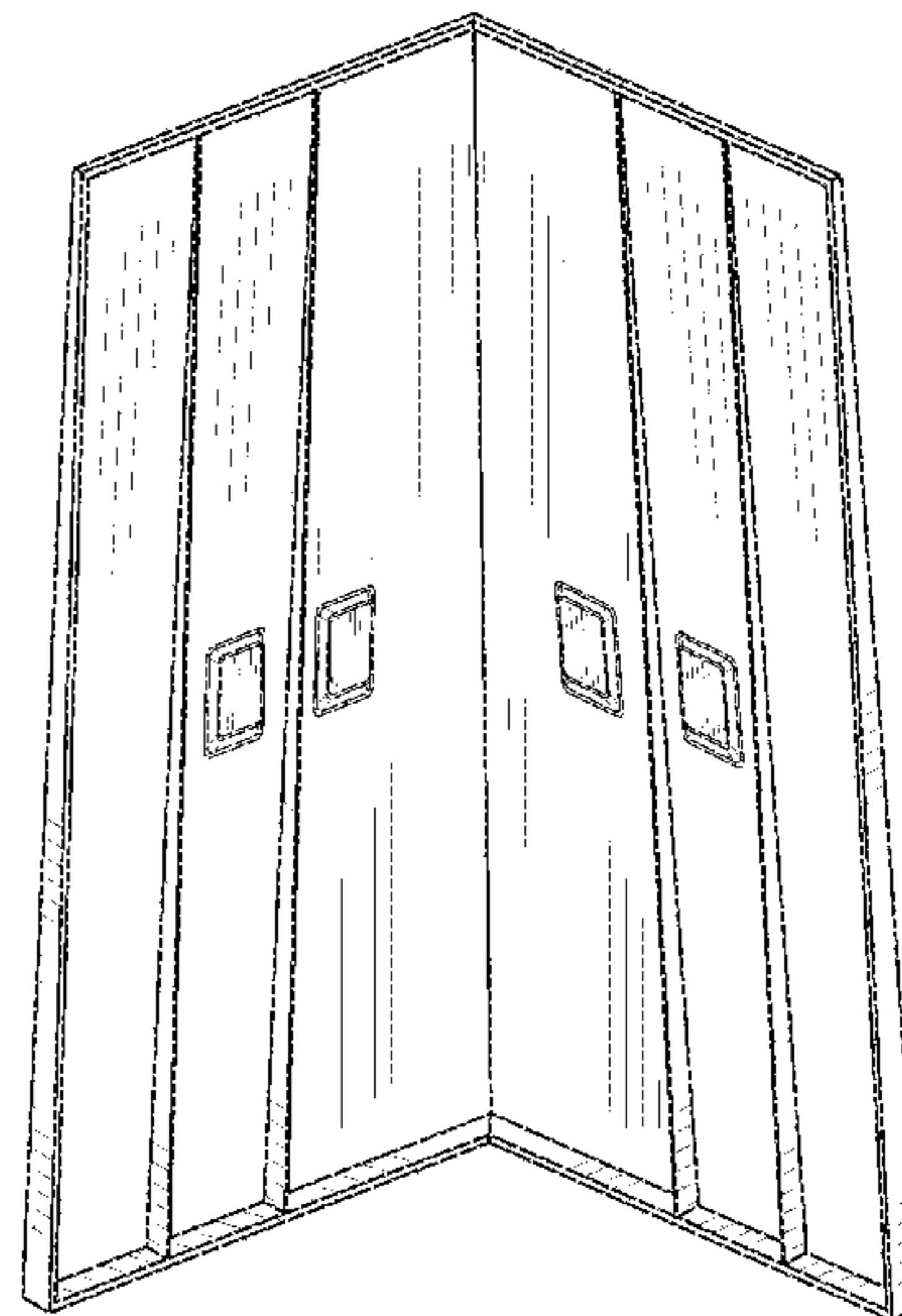
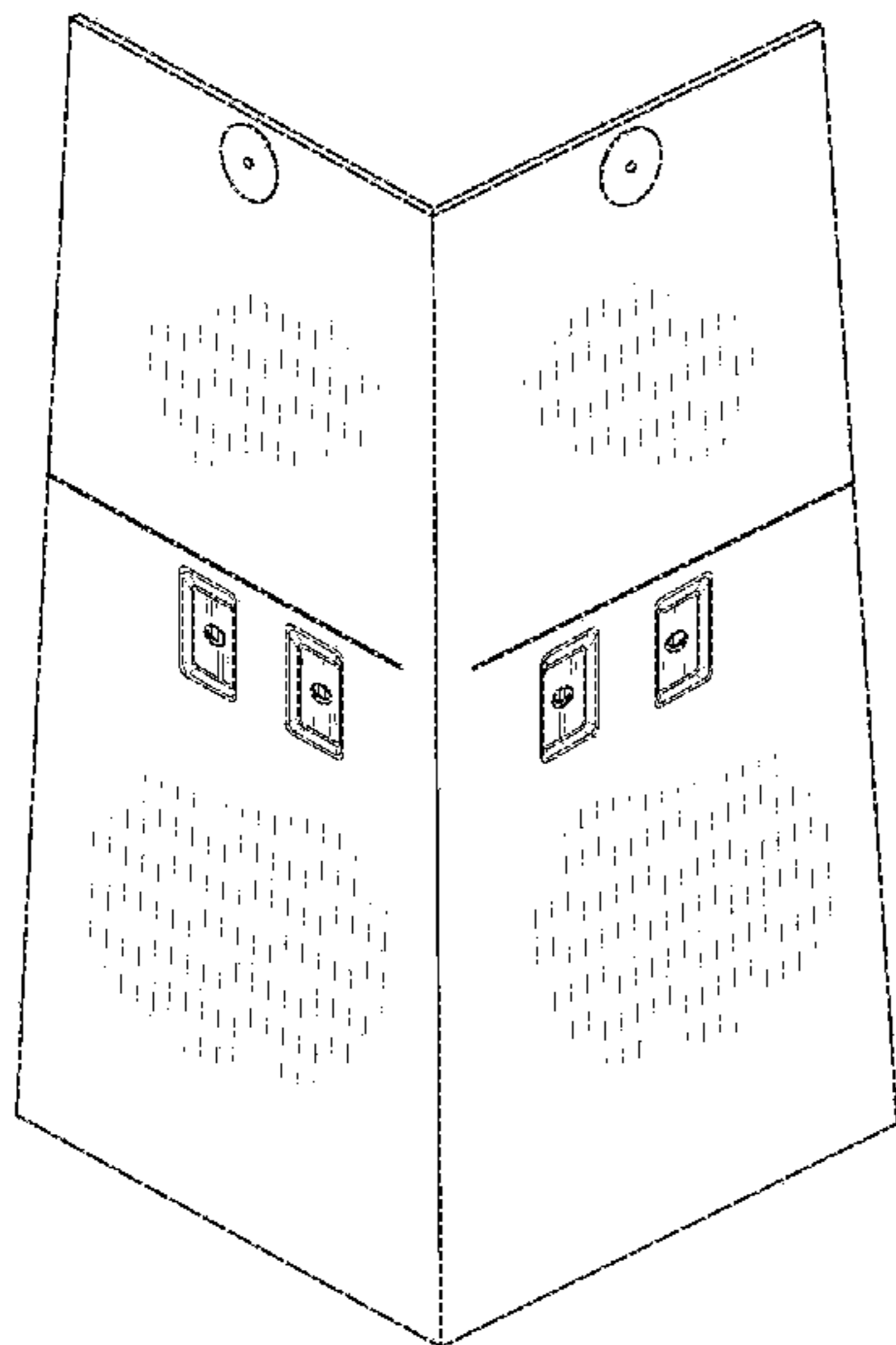
(57) **CLAIM**

We claim the ornamental design for a corner siding, as shown.

**DESCRIPTION**

FIG. 1 is a top front isometric view of a corner siding showing our new design.  
FIG. 2 is a top rear isometric view of the corner siding of FIG. 1.  
FIG. 3 is a front right side view of the corner siding of FIG. 1.  
FIG. 4 is a front left side view of the corner siding of FIG. 1.  
FIG. 5 is a rear right side view of the corner siding of FIG. 1.  
FIG. 6 is a rear left side view of the corner siding of FIG. 1.  
FIG. 7 is a top view of the corner siding of FIG. 1; and,  
FIG. 8 is a bottom view of the corner siding of FIG. 1.

**1 Claim, 5 Drawing Sheets**



(56)

References Cited

U.S. PATENT DOCUMENTS

7,520,098 B1 *	4/2009	Martinique .....	E04D 1/20 52/309.2	9,587,403 B2 *	3/2017	Shevlin .....	F24J 2/5247
D603,981 S *	11/2009	King .....	D25/139	2003/0131552 A1 *	7/2003	Leichtfried .....	E04F 13/0864 52/543
D616,735 S *	6/2010	Shaw .....	D8/382	2005/0072092 A1	4/2005	Williams	
D621,967 S *	8/2010	King .....	D25/141	2005/0089672 A1	4/2005	Kuipers et al.	
8,261,505 B2	9/2012	Kalkanoglu et al.		2005/0153103 A1 *	7/2005	Meyer .....	E04D 1/20 428/156
8,453,410 B2	6/2013	Kalkanoglu et al.		2006/0026908 A1	2/2006	Gregori et al.	
8,516,765 B2	8/2013	Shaw et al.		2006/0130419 A1 *	6/2006	Bowman .....	E04D 1/20 52/560
8,572,921 B2	11/2013	Ward et al.		2015/0167313 A1	6/2015	Steffes et al.	
8,590,270 B2	11/2013	Martinique		2015/0298374 A1 *	10/2015	Steffes .....	B29C 45/1634 52/287.1
8,677,709 B2	3/2014	DiLonardo et al.		2016/0168860 A1 *	6/2016	Stucky .....	E04F 13/0733 52/288.1
D705,447 S *	5/2014	Chrien .....	D25/119	2016/0168861 A1 *	6/2016	Steffes .....	E04F 13/0864 52/555
8,850,771 B2	10/2014	Jenkins et al.		2017/0114548 A1 *	4/2017	Steffes .....	E04F 13/0864
D745,193 S *	12/2015	Ohshima .....	D25/138				
9,303,410 B2 *	4/2016	Steffes .....	E04F 13/0864				
9,551,371 B2 *	1/2017	Koch .....	F16B 15/003				

\* cited by examiner





FIG. 1



*FIG. 2*

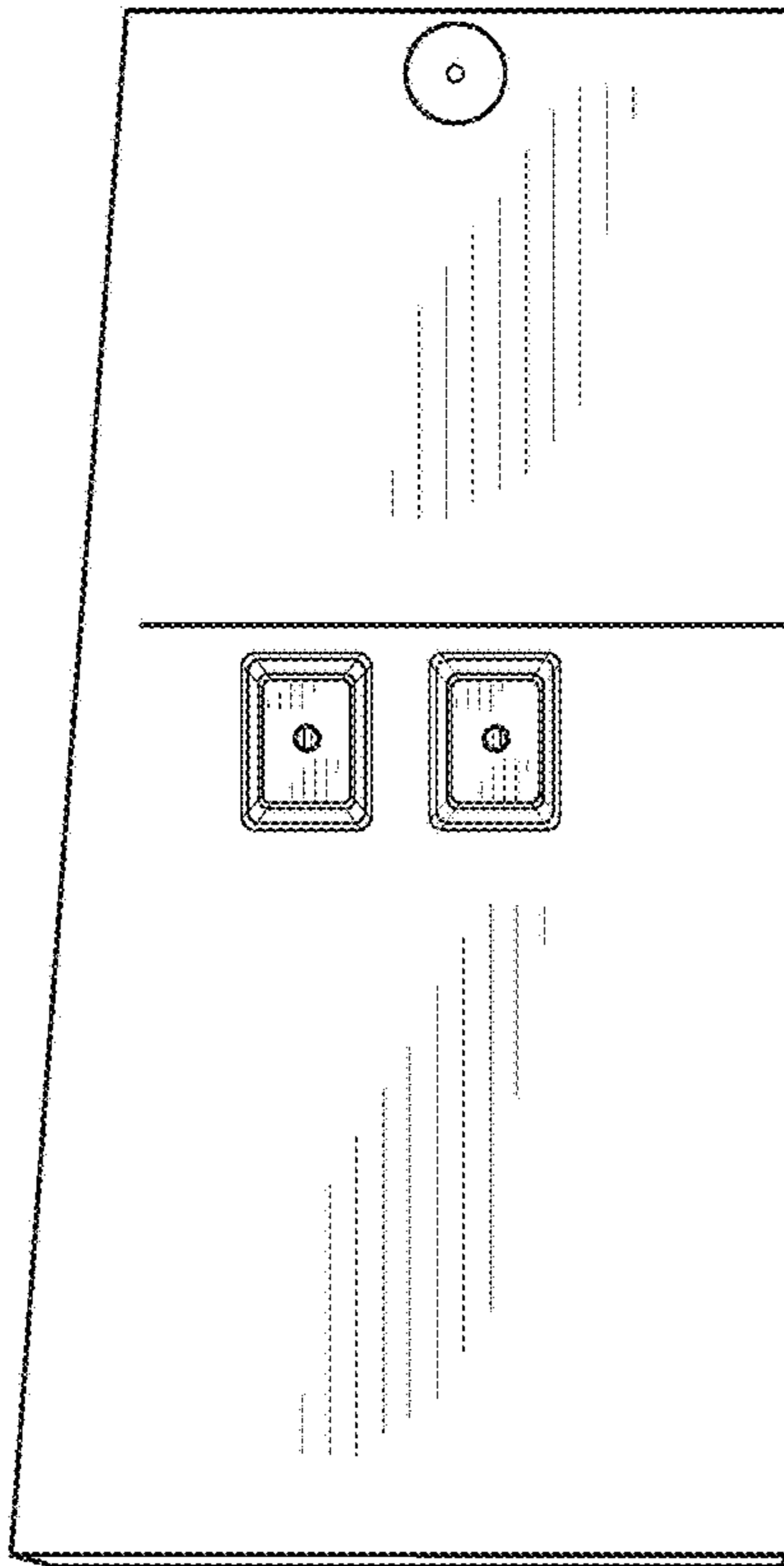


FIG. 3

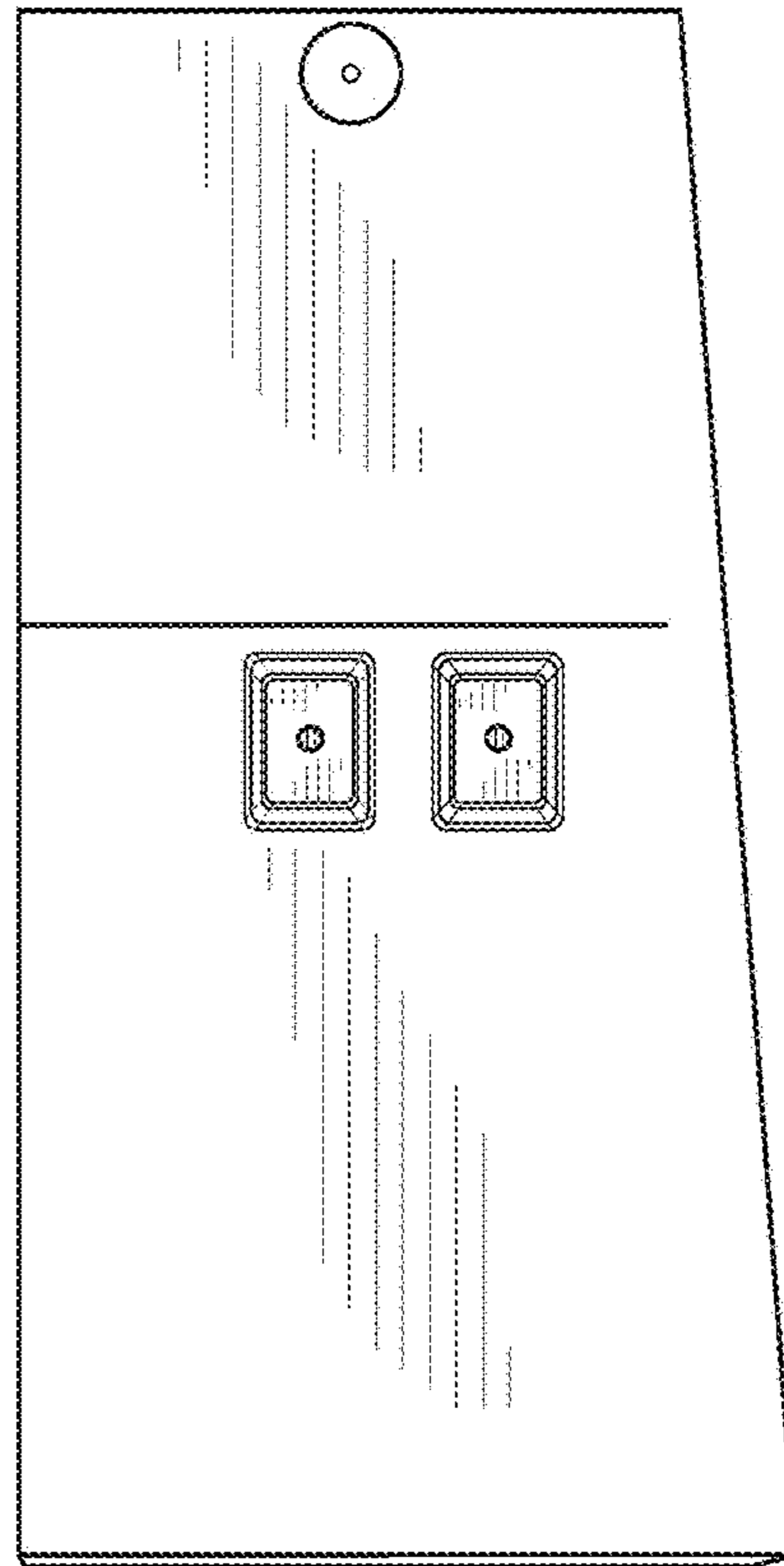
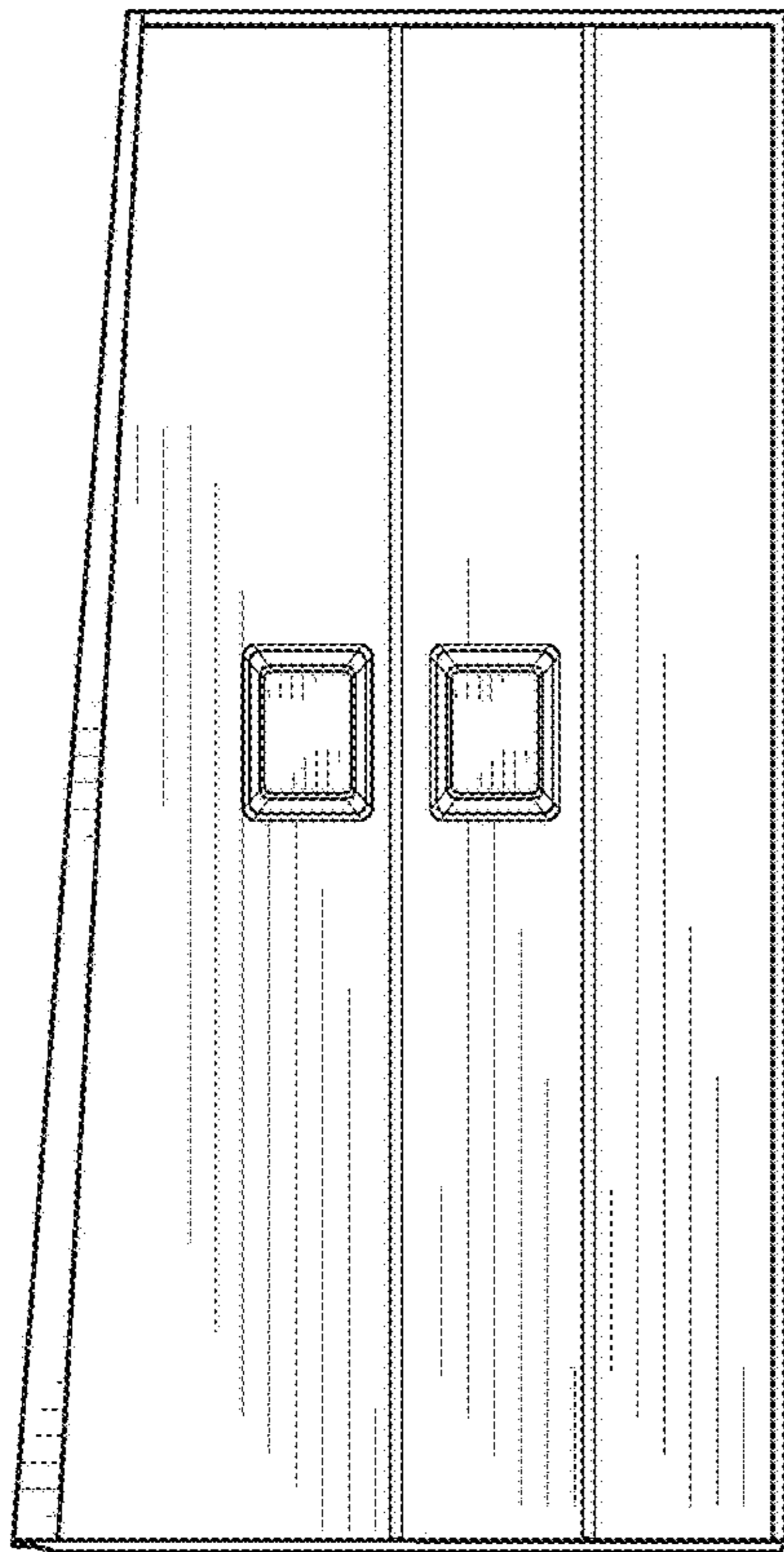
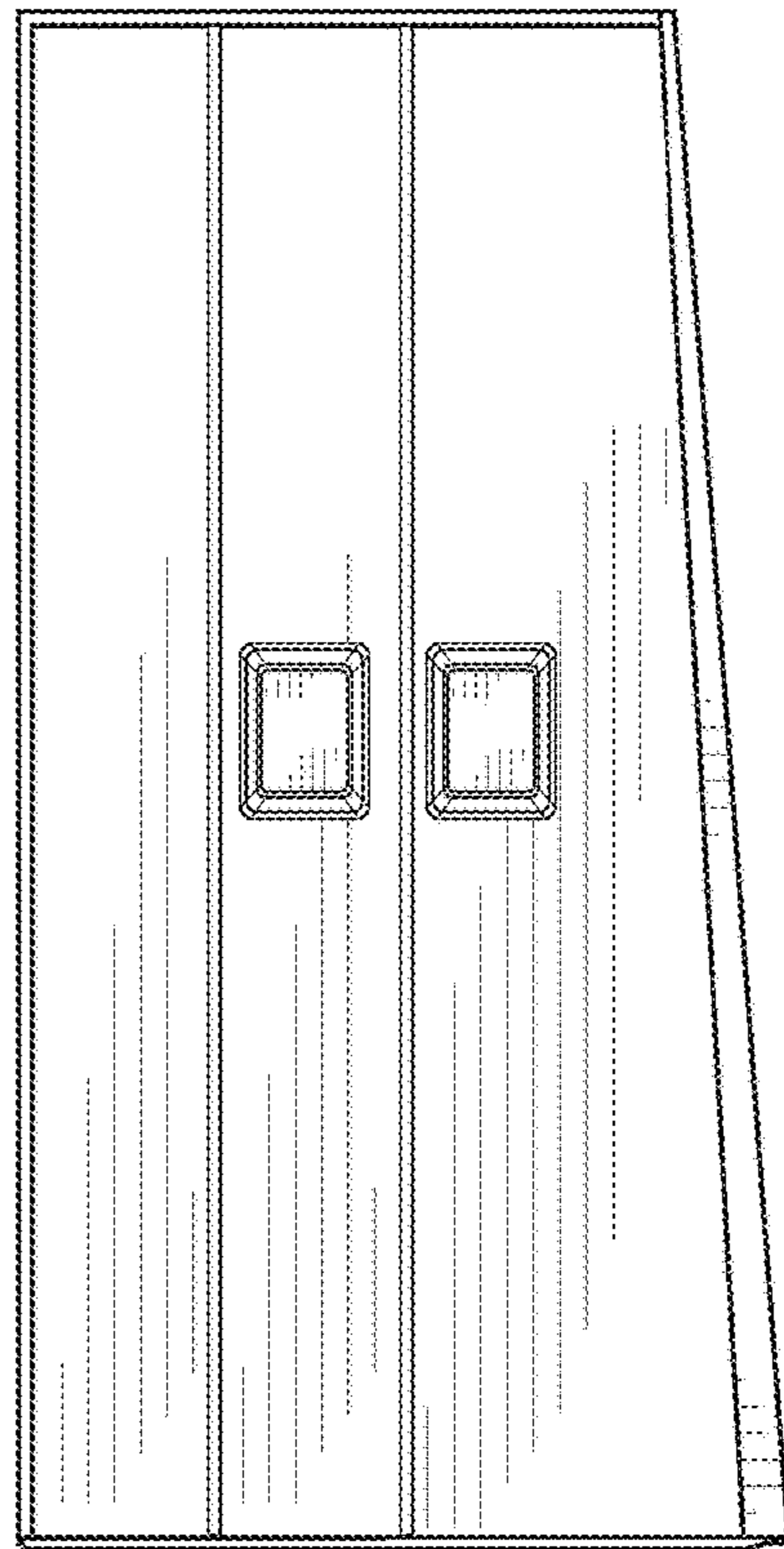


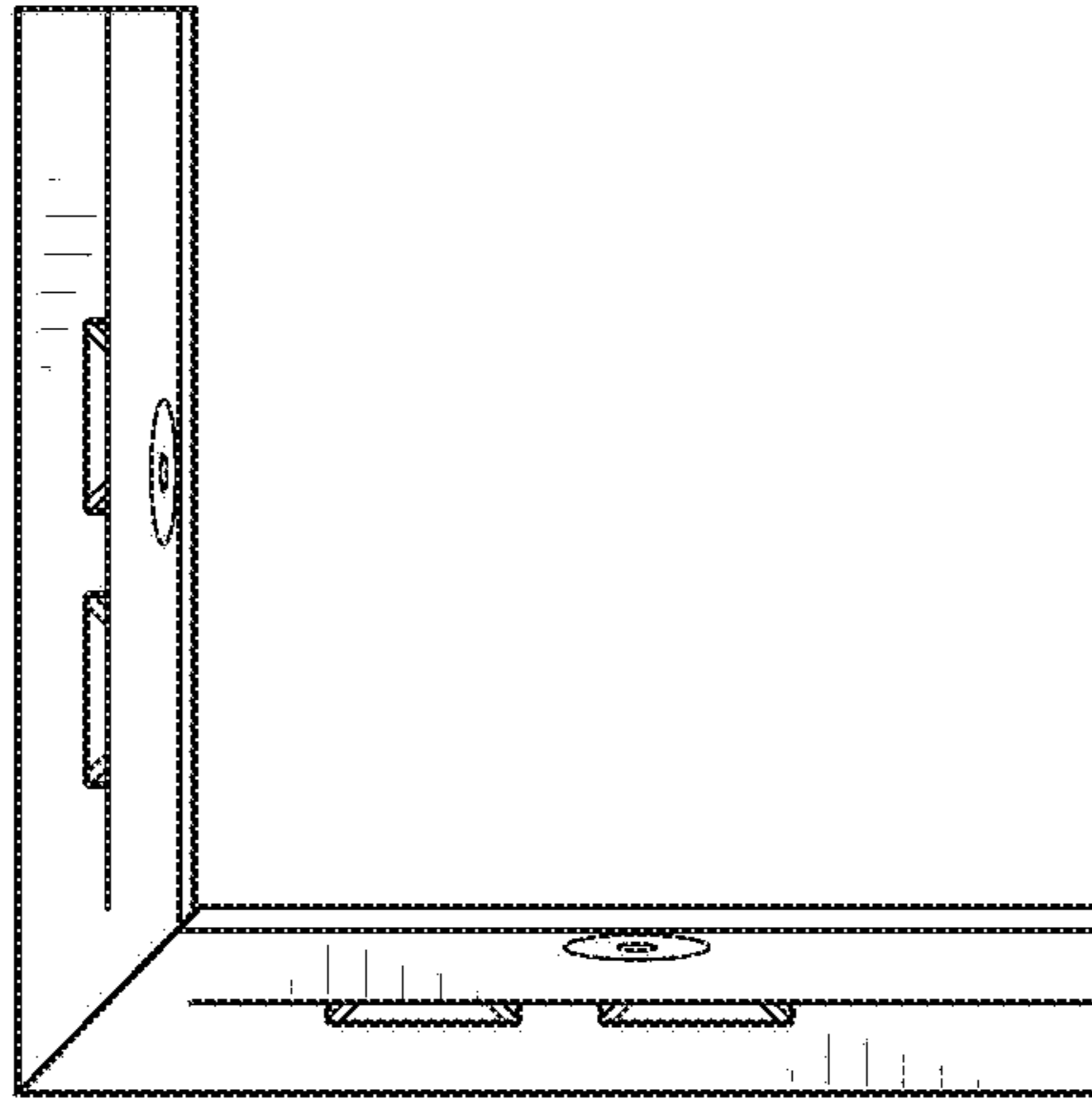
FIG. 4



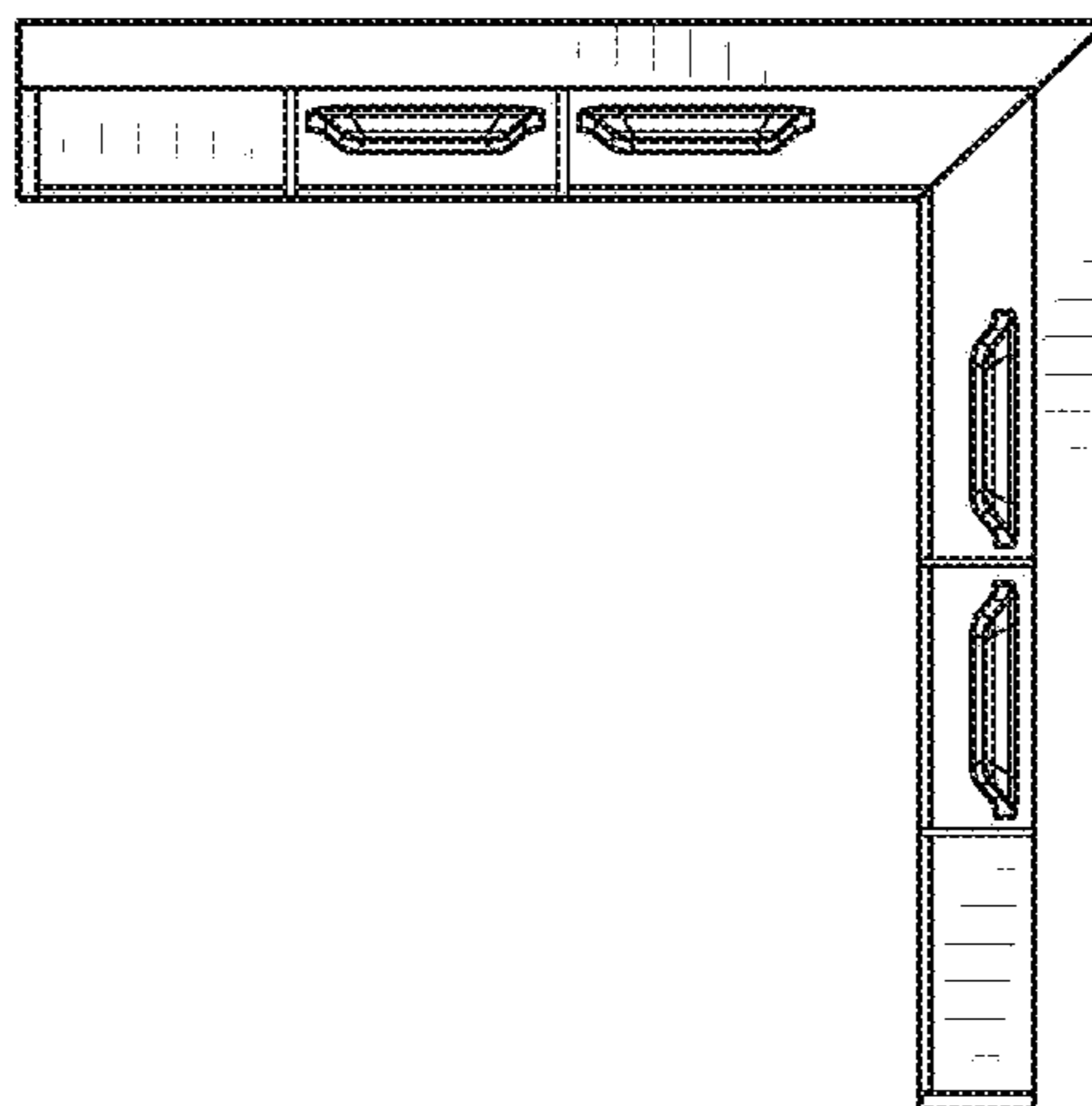
*FIG. 5*



*FIG. 6*



*FIG. 7*



*FIG. 8*