



US00D843550S

(12) **United States Design Patent** (10) **Patent No.:** **US D843,550 S**  
**Oatey** (45) **Date of Patent:** **\*\* Mar. 19, 2019**

(54) **PATTERNED DRAIN GRATE**  
(71) Applicant: **Oatey Co.**, Cleveland, OH (US)  
(72) Inventor: **Christopher Oatey**, Denver, CO (US)  
(73) Assignee: **Oatey Co.**, Cleveland, OH (US)  
(\*\*) Term: **15 Years**  
(21) Appl. No.: **29/608,488**  
(22) Filed: **Jun. 22, 2017**  
(51) **LOC (11) Cl.** ..... **23-01**  
(52) **U.S. Cl.**  
USPC ..... **D23/261**  
(58) **Field of Classification Search**  
USPC ..... D23/259–261, 262, 208–210, 267–268,  
D23/386, 397, 400, 406, 388; 210/164;  
4/222.1, 255.07, 286–293, 680–682, 694;  
404/2–4; 405/42  
CPC .... E03C 1/23; E03C 1/26; E03C 1/262; E03F  
5/06; E03F 5/0407; E03F 5/052  
See application file for complete search history.

D723,139 S \* 2/2015 Bernoti ..... D23/260  
D736,354 S \* 8/2015 Lucas ..... D23/261  
D736,355 S \* 8/2015 Lucas ..... D23/261  
D763,432 S \* 8/2016 Carroll ..... D23/388  
D779,051 S \* 2/2017 Carroll ..... D23/388

(Continued)

*Primary Examiner* — Eric L Goodman  
*Assistant Examiner* — Amy C Wierenga  
(74) *Attorney, Agent, or Firm* — Baker & Hostetler LLP

(57) **CLAIM**

The ornamental design for a patterned drain grate, as shown and described.

**DESCRIPTION**

FIG. 1 is a top view of a first embodiment of a patterned drain grate showing an elongated pattern of drain grate openings;  
FIG. 2 is a top view of a second embodiment of a patterned drain grate showing an elongated pattern of drain grate openings;  
FIG. 3 is a top view of a third embodiment of a patterned drain grate showing an elongated pattern of drain grate openings;  
FIG. 4 is a top view of a fourth embodiment of a patterned drain grate showing an elongated pattern of drain grate openings;  
FIG. 5 is a top view of a fifth embodiment of a patterned drain grate showing an elongated pattern of drain grate openings; and,  
FIG. 6 is a top view of a sixth embodiment of a patterned drain grate showing an elongated pattern of drain grate openings.  
In the drawings, the broken lines showing the foldable edges of the grates in FIGS. 1 through 6 depict portions of the patterned drain cover that form no part of the claim. The dash-dot broken lines define the boundaries of the claim that form no part of the claim.

(56) **References Cited**

U.S. PATENT DOCUMENTS

D421,101 S \* 2/2000 Barnett ..... D23/261  
7,066,685 B2 \* 6/2006 Humphries ..... E03F 5/06  
210/163  
D575,881 S \* 8/2008 Diamond ..... D25/156  
8,043,497 B2 \* 10/2011 Silverstein ..... E03F 5/0407  
210/164  
8,239,974 B2 8/2012 Erlebach  
D687,524 S \* 8/2013 Heiser ..... D23/261  
D687,525 S \* 8/2013 Heiser ..... D23/261  
D694,863 S \* 12/2013 Brodey ..... D23/261  
8,850,633 B2 10/2014 Erlebach  
D720,837 S \* 1/2015 Bernoti ..... D23/260  
D721,424 S \* 1/2015 Bernoti ..... D23/260  
D721,795 S \* 1/2015 Bernoti ..... D23/260  
D722,139 S \* 2/2015 Bernoti ..... D23/260  
D722,365 S \* 2/2015 Bernoti ..... D23/259

**1 Claim, 3 Drawing Sheets**



(56)

**References Cited**

U.S. PATENT DOCUMENTS

9,611,634	B2	4/2017	Erlebach	
2008/0017562	A1*	1/2008	Tripodi .....	E03F 5/0407 210/163
2008/0104910	A1*	5/2008	Andras .....	E03F 5/0407 52/302.3
2008/0271232	A1*	11/2008	Self .....	E03C 1/264 4/292
2014/0223659	A1*	8/2014	Gay .....	E03C 1/244 4/694

\* cited by examiner




FIG. 1




FIG. 2






FIG. 3




FIG. 4



FIG. 5

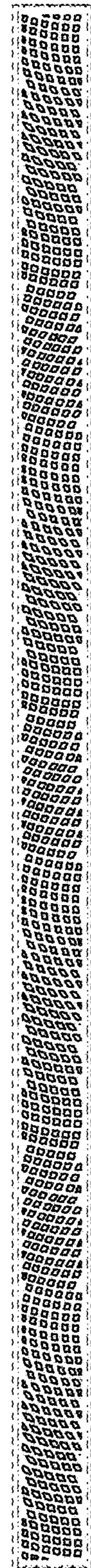


FIG. 6