



US00D843528S

(12) **United States Design Patent**
Williams et al.

(10) **Patent No.:** **US D843,528 S**
(45) **Date of Patent:** **** Mar. 19, 2019**

(54) **LACROSSE HEAD**
(71) Applicant: **Cascade Maverik Lacrosse, LLC**,
Exeter, NH (US)
(72) Inventors: **David Williams**, Fulton, NY (US);
Nicholas Colville, Syracuse, NY (US);
Michael Chmelik, Manilus, NY (US);
David Winthrop Fream, Newfields,
NH (US)

7,585,234 B2 * 9/2009 Reeb A63B 59/20
473/513
7,749,113 B2 * 7/2010 Morrow A63B 59/20
473/513
8,267,813 B2 * 9/2012 Vestuti A63B 59/20
473/513
8,267,814 B1 * 9/2012 Kohler A63B 59/20
473/513
D692,075 S * 10/2013 Vestuti D21/724
D703,777 S * 4/2014 Fraser D21/724
8,721,477 B2 * 5/2014 Chung A63B 59/20
473/513

(73) Assignee: **Cascade Maverik Lacrosse, LLC**,
Exeter, NH (US)

(Continued)

(**) Term: **15 Years**

(21) Appl. No.: **29/605,097**

(22) Filed: **May 23, 2017**

(51) **LOC (11) Cl.** **21-02**

(52) **U.S. Cl.**
USPC **D21/724; D21/753**

(58) **Field of Classification Search**
USPC D21/724, 753
CPC A63B 59/20; A63B 65/122; A63B 65/125;
A63B 65/127; A63B 60/50; A63B 60/51;
A63B 60/52; A63B 60/00; A63B 60/46
See application file for complete search history.

(56) **References Cited**

U.S. PATENT DOCUMENTS

D273,601 S * 4/1984 Lewis, Jr. D21/724
D286,803 S * 11/1986 Brine, Jr. D21/724
D496,083 S * 9/2004 Kohler D21/724
D499,780 S * 12/2004 Kohler D21/724
6,902,501 B2 * 6/2005 Morrow A63B 59/30
473/513
7,390,275 B1 * 6/2008 Gait A63B 51/12
473/513
7,563,184 B2 * 7/2009 Morrow A63B 59/20
473/513

OTHER PUBLICATIONS

U.S. Appl. No. 29/605,274, filed May 24, 2017, Williams et al.

Primary Examiner — Mitchell I. Siegel
(74) *Attorney, Agent, or Firm* — Wolf, Greenfield &
Sacks, P.C.

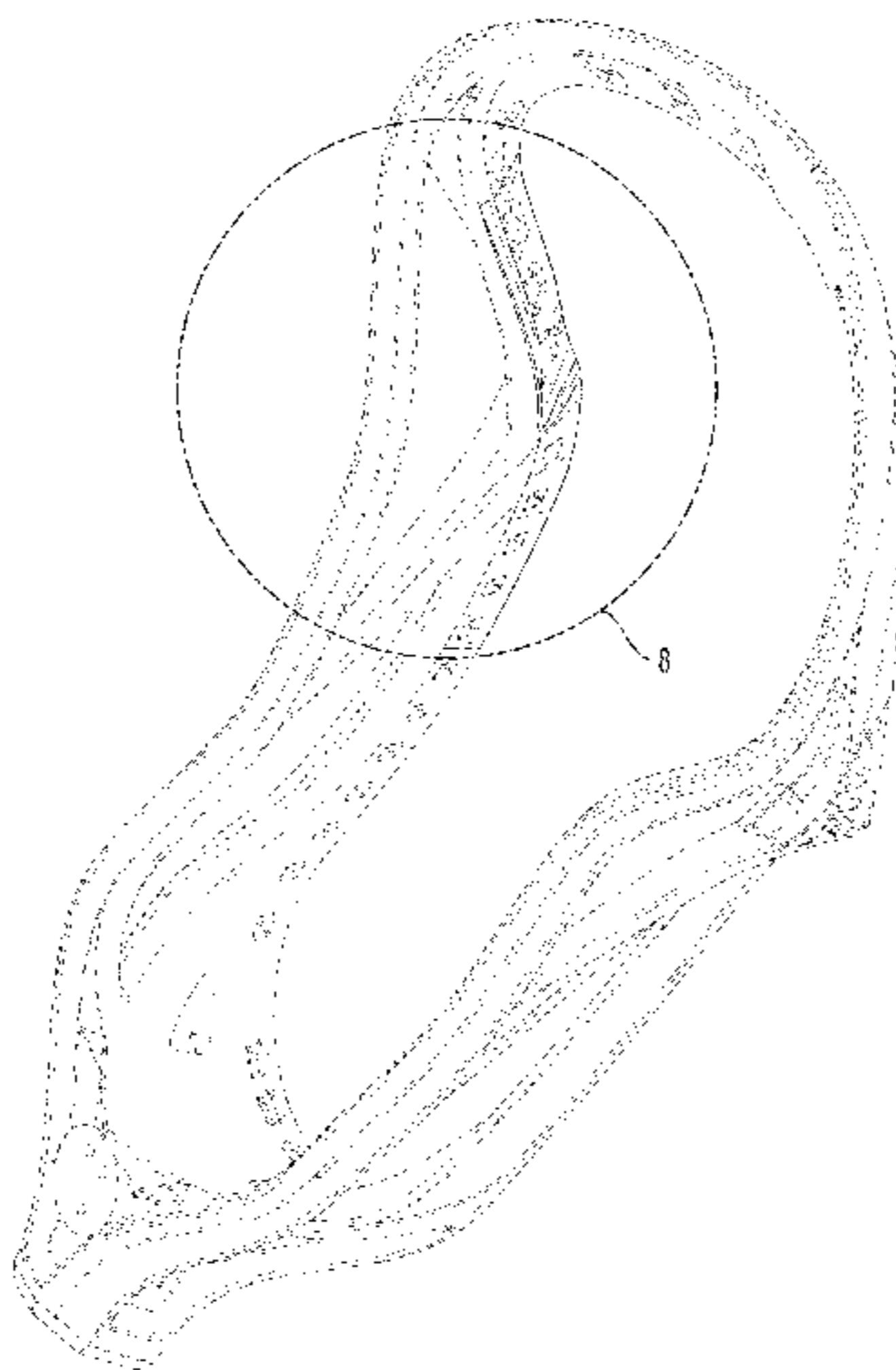
(57) **CLAIM**

The ornamental design for a lacrosse head, as shown and described.

DESCRIPTION

FIG. 1 is a top, front, right side perspective view of a lacrosse head showing a first embodiment our new design; FIG. 2 is a front elevation view thereof; FIG. 3 is a rear elevation view thereof; FIG. 4 is a left side elevation view thereof; FIG. 5 is a right side elevation view thereof; FIG. 6 is a top plan view thereof; FIG. 7 is a bottom plan view thereof; and, FIG. 8 is an enlarged perspective view of the encircled portion identified as 8 in FIG. 1. The dash-dash broken lines represent portions of the lacrosse head that form no part of the claimed design. The dot-dash broken lines represent boundaries of the claimed design and form no part of the claimed design.

1 Claim, 8 Drawing Sheets



(56)

References Cited

U.S. PATENT DOCUMENTS

8,727,915 B2 * 5/2014 Lignelli A63B 60/10
473/513
D723,640 S * 3/2015 Paquette D21/724
D724,682 S * 3/2015 McPhail D21/724
D733,232 S * 6/2015 Li D21/724
D740,899 S * 10/2015 McPhail D21/724
D750,185 S * 2/2016 Burns D21/724
D753,248 S * 4/2016 Burns D21/724
D786,376 S * 5/2017 Paquette D21/724
D798,401 S * 9/2017 Kenneally D21/724
D798,402 S * 9/2017 Kenneally D21/724
2006/0194655 A1 * 8/2006 Tucker, Sr. A63B 59/20
473/513
2018/0001167 A1 * 1/2018 Miceli A63B 59/20

* cited by examiner

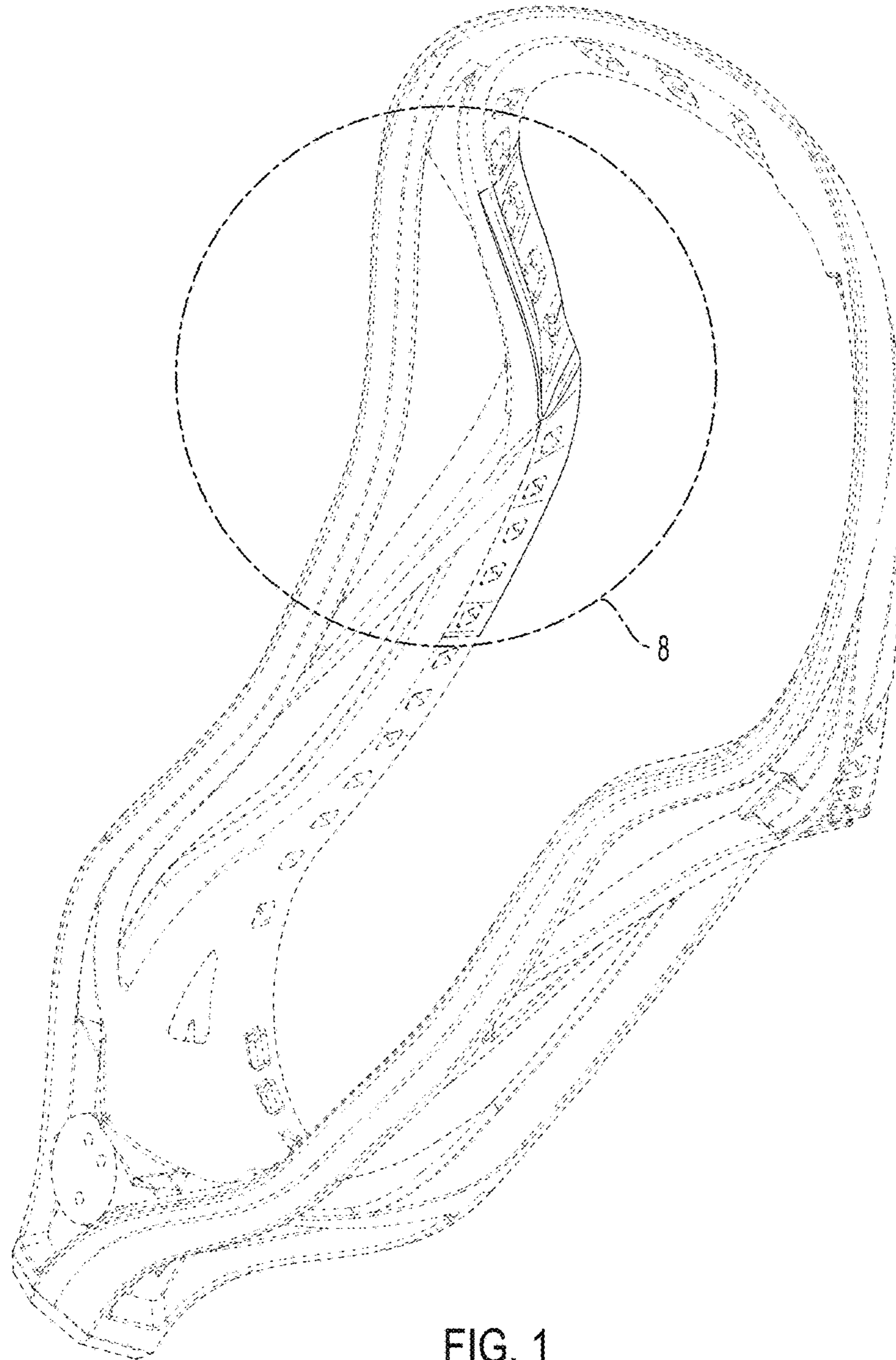


FIG. 1




FIG. 2

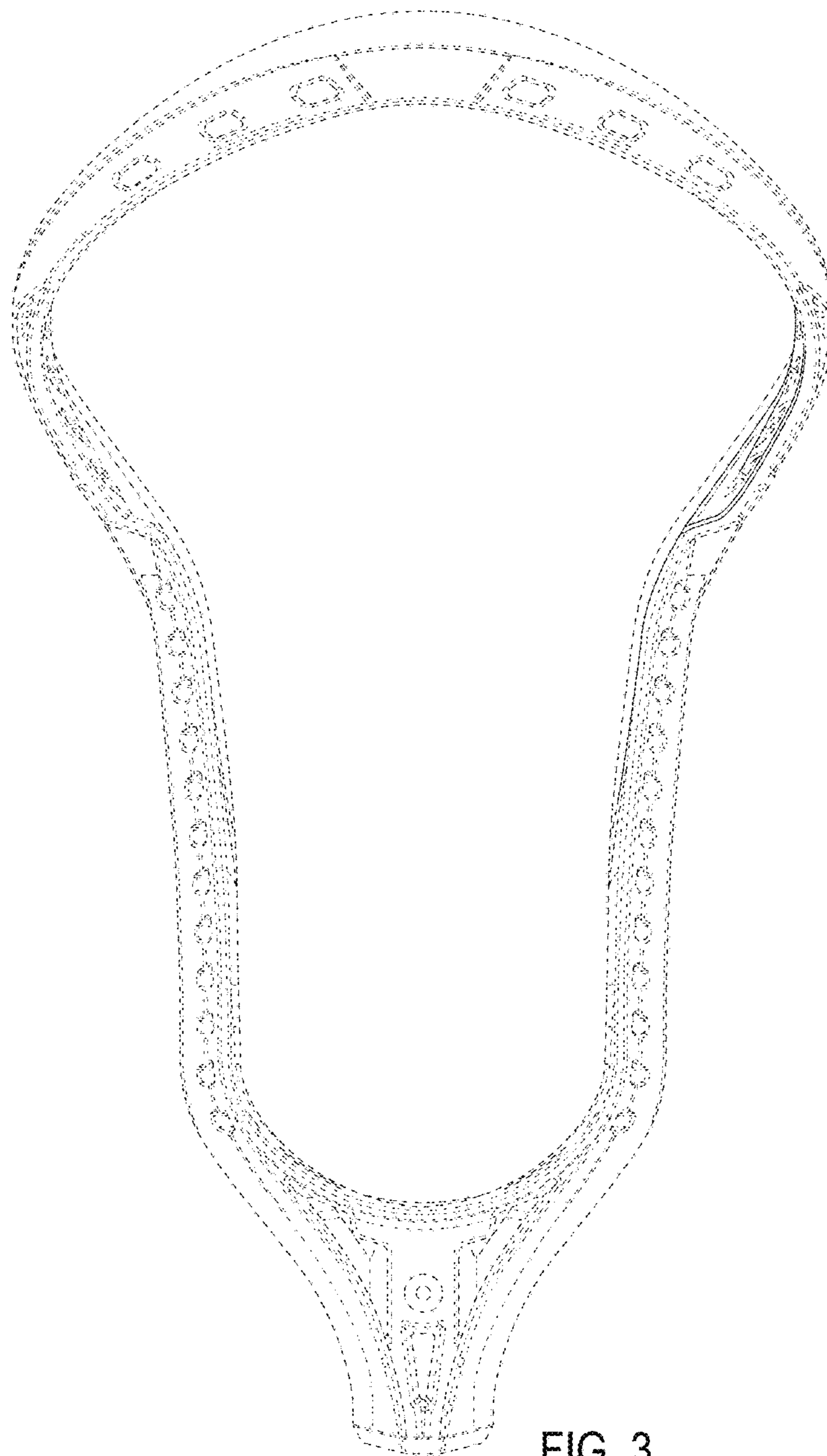


FIG. 3

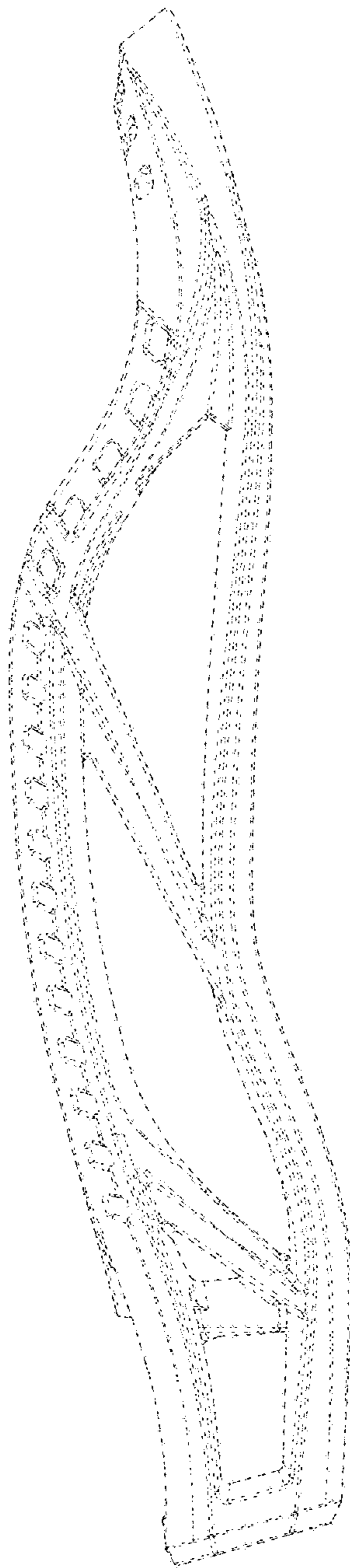


FIG. 4




FIG. 5

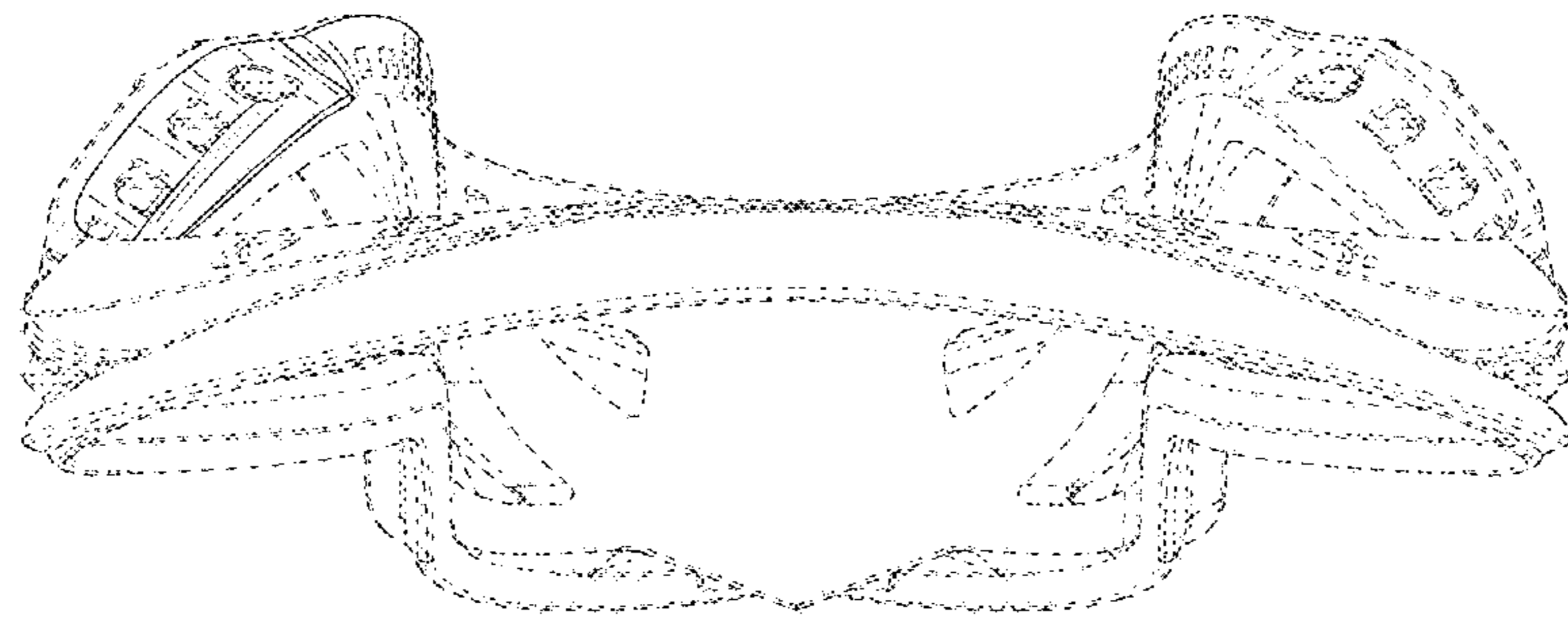


FIG. 6




FIG. 7

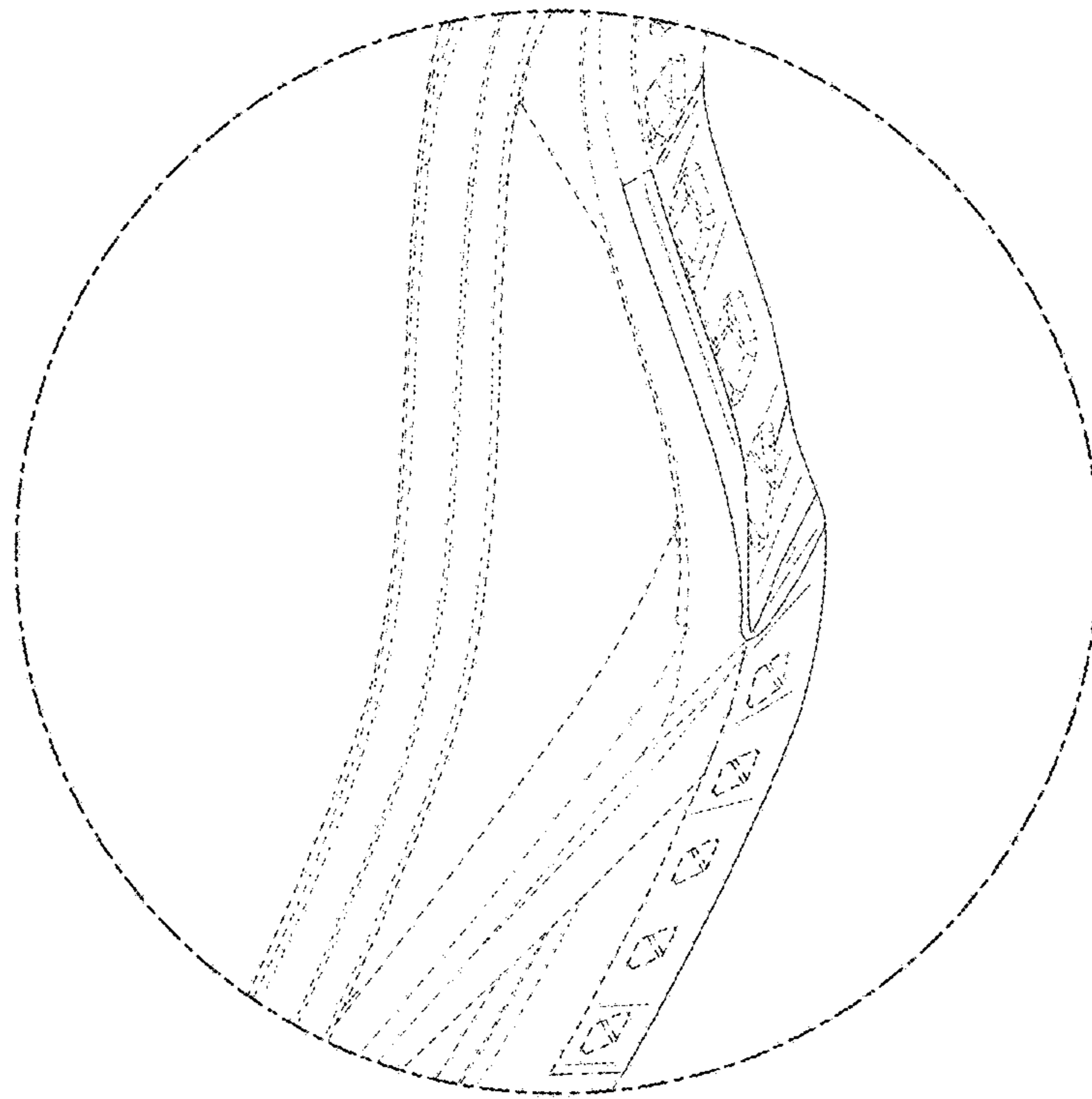


FIG. 8