



US00D843527S

(12) **United States Design Patent** (10) **Patent No.:** **US D843,527 S**
Monnin et al. (45) **Date of Patent:** **** Mar. 19, 2019**

(54) **BALL WITH RAISED FEATURES**
(71) Applicant: **Play Impossible Corporation**, Seattle, WA (US)
(72) Inventors: **Brian Monnin**, Seattle, WA (US); **Gadi Amit**, San Mateo, CA (US)
(73) Assignee: **Play Impossible Corporation**, Seattle, WA (US)

D433,472 S * 11/2000 Ogg D21/708
D472,948 S * 4/2003 McGuire D21/708
D536,756 S * 2/2007 Steinhobel D21/708
D718,821 S * 12/2014 Beyrich D21/478
D724,680 S * 3/2015 Rub D21/398
D724,681 S * 3/2015 Rub D21/398
D725,204 S * 3/2015 Rub D21/398
D725,205 S * 3/2015 Rub D21/398
D779,003 S * 2/2017 Smith D21/713
D786,374 S * 5/2017 Deaton D21/713
D786,375 S * 5/2017 Deaton D21/713
D798,974 S * 10/2017 Smith D21/713

(**) Term: **15 Years**

(21) Appl. No.: **29/605,873**

(22) Filed: **May 31, 2017**

(51) **LOC (11) Cl.** **21-02**

(52) **U.S. Cl.**
USPC **D21/713**

(58) **Field of Classification Search**
USPC 119/707; 446/220-226, 227, 400, 431, 446/486; 473/569-575, 576-580, 473/581-585, 586-591, 592-597, 473/598-603; D11/125, 48; D21/662, D21/678, 707-714, 716, 788; D30/160
CPC A63B 37/0003; A63B 2102/182; A63B 45/02; A63B 69/0002; A63B 41/08; A63B 2102/18; A63B 37/0064

See application file for complete search history.

(56) **References Cited**

U.S. PATENT DOCUMENTS

D64,534 S * 4/1924 Eldon 473/569
D65,466 S * 8/1924 Eldon D21/713
D75,422 S * 6/1928 Gioggia D21/708
D78,311 S * 4/1929 Perry D21/708
D79,223 S * 8/1929 Binnie D21/708
D79,224 S * 8/1929 Binnie D21/708
D80,740 S * 3/1930 Perry D21/708
D91,919 S * 4/1934 Burbank D21/708
D107,066 S * 11/1937 Cavnac 473/378

OTHER PUBLICATIONS

Play Impossible, "Play Impossible Gameball", May 26, 2018. <https://www.playimpossible.com/buy/>. Shown on p. 1. (Year: 2018).*

* cited by examiner

Primary Examiner — Cynthia Ramirez
Assistant Examiner — Michael A Maharajh
(74) *Attorney, Agent, or Firm* — Lee & Hayes, P.C.


(57) **CLAIM**

The ornamental design for a ball with raised features, as shown and described.

DESCRIPTION

FIG. 1 is a front isometric view of a ball with raised features. FIG. 2 is a back isometric view of the ball. FIG. 3 is a left isometric view of the ball. FIG. 4 is a right isometric view of the ball. FIG. 5 is a top view of the ball; and, FIG. 6 is a bottom of the ball. The broken lines in the drawings illustrate unclaimed portions of the ball with raised features and form no part of the claimed design. The stippled shading shown on the ball with raised features is to illustrate surface contrast.

1 Claim, 6 Drawing Sheets






FIG. 1

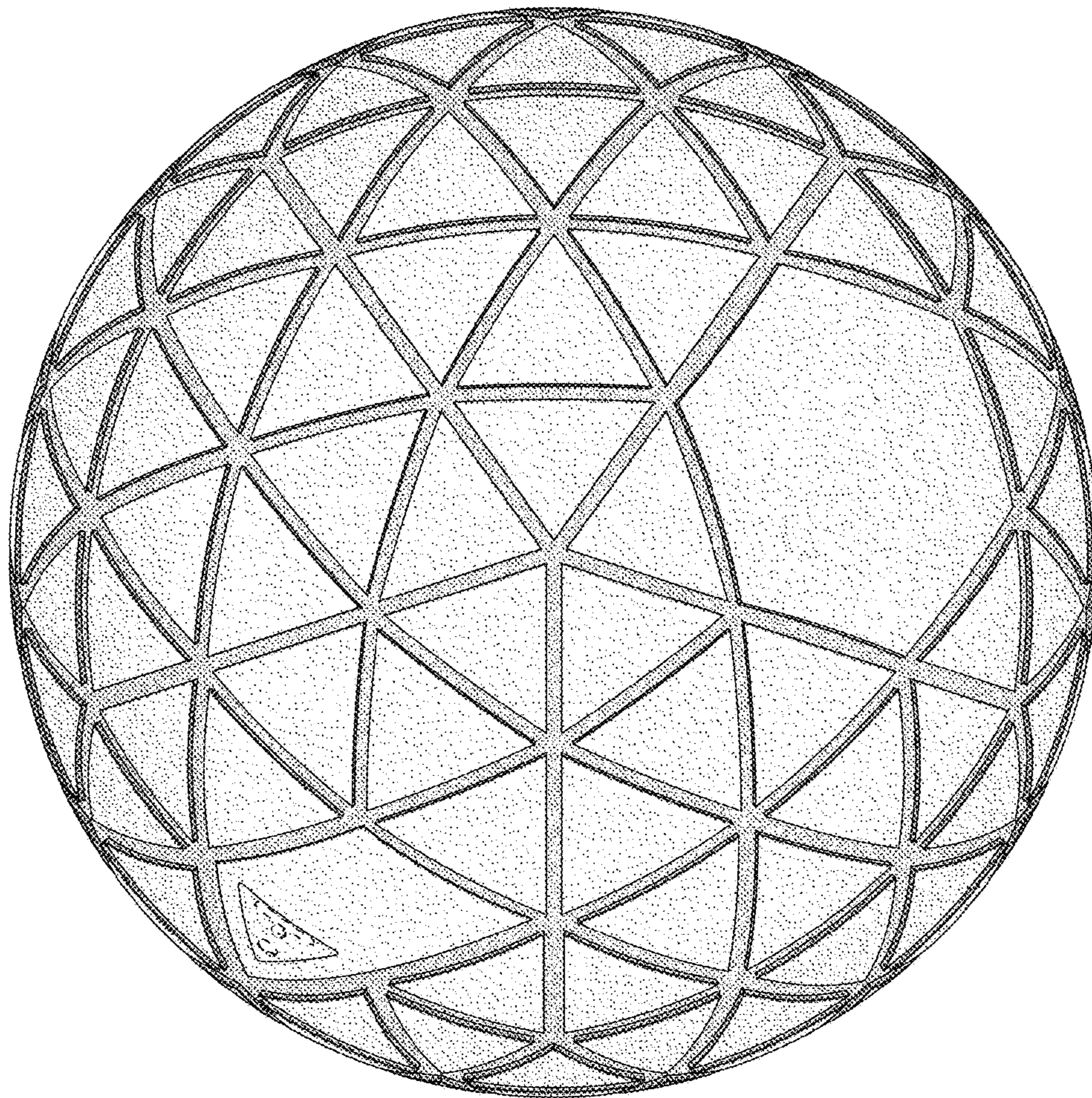


FIG. 2




FIG. 3




FIG. 4




FIG. 5

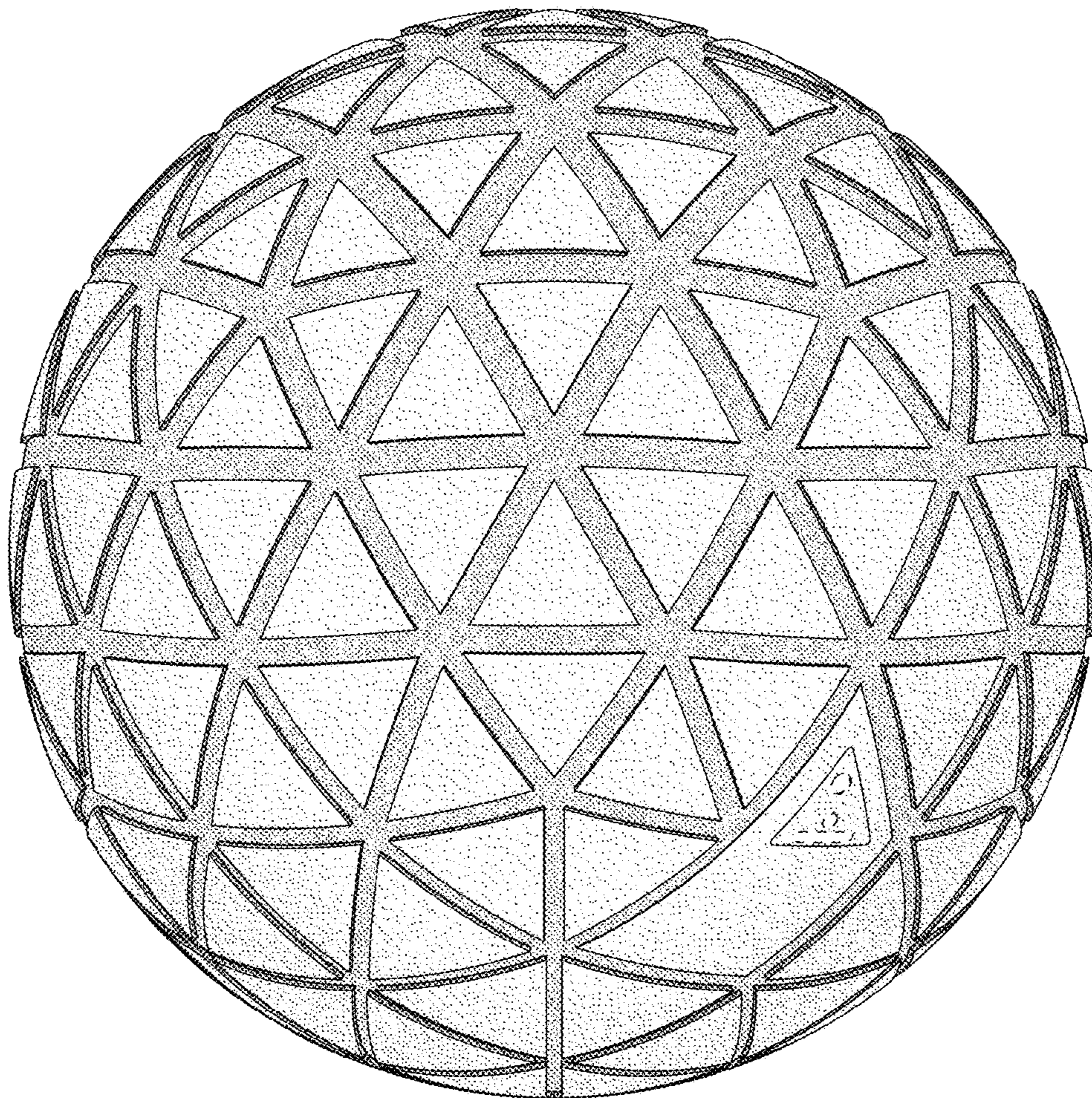


FIG. 6