



US00D843507S

(12) **United States Design Patent**
Cook

(10) **Patent No.:** **US D843,507 S**
(45) **Date of Patent:** **** Mar. 19, 2019**

- (54) **EXERCISE BAR**
- (71) Applicant: **Mad Dogg Athletics, Inc.**, Venice, CA (US)
- (72) Inventor: **John Cook**, Venice, CA (US)
- (73) Assignee: **Mad Dogg Athletics, Inc.**, Venice, CA (US)
- (**) Term: **15 Years**
- (21) Appl. No.: **29/570,712**
- (22) Filed: **Jul. 11, 2016**
- (51) **LOC (11) Cl.** **21-02**
- (52) **U.S. Cl.**
USPC **D21/680**
- (58) **Field of Classification Search**
USPC D21/679, 681, 684, 662, 791, 692, 725, D21/400, 707, 712, 803; 482/110, 121, 482/148, 908, 92, 106, 50, 93, 122, 126, 482/128, 109, 132, 142, 107, 111, 95, 482/141; 446/486
CPC A63B 21/0724; A63B 21/4035; A63B 21/0728; A63B 23/12; A63B 21/0004; A63B 21/072
See application file for complete search history.

(56) **References Cited**

U.S. PATENT DOCUMENTS

- 405,128 A * 6/1889 Stockburger A63B 21/0724 482/106
- D301,269 S * 5/1989 Lee D21/681
- 4,964,633 A * 10/1990 Hymanson A63B 21/027 482/110
- D321,733 S * 11/1991 Hymanson D21/662
- 5,147,262 A * 9/1992 Hymanson A63B 21/027 482/110
- 5,891,003 A * 4/1999 Deac A63B 5/16 482/106

- D427,651 S * 7/2000 Bodman D21/662
 - 6,217,495 B1 * 4/2001 Yalch A63B 15/00 473/256
 - 6,280,364 B1 * 8/2001 Deac A63B 5/16 482/106
 - 6,293,893 B1 * 9/2001 Truchelut A63B 21/002 482/121
 - 6,872,174 B2 * 3/2005 Benach A63B 21/00043 482/121
 - D517,135 S * 3/2006 Klein D21/679
 - D556,841 S * 12/2007 Oates D21/662
 - 8,454,482 B2 * 6/2013 Chang A63B 21/0004 482/107
 - D770,579 S * 11/2016 Chang A63B 22/20 D21/691
 - D807,972 S * 1/2018 Hao D21/679
- (Continued)

OTHER PUBLICATIONS

Bodyblade by Bodyblade dated no date given. Found online [Mar. 26, 2018].*

Primary Examiner — Ryan Harvey
(74) *Attorney, Agent, or Firm* — WPAT, P.C., Intellectual Property Attorneys; Anthony King

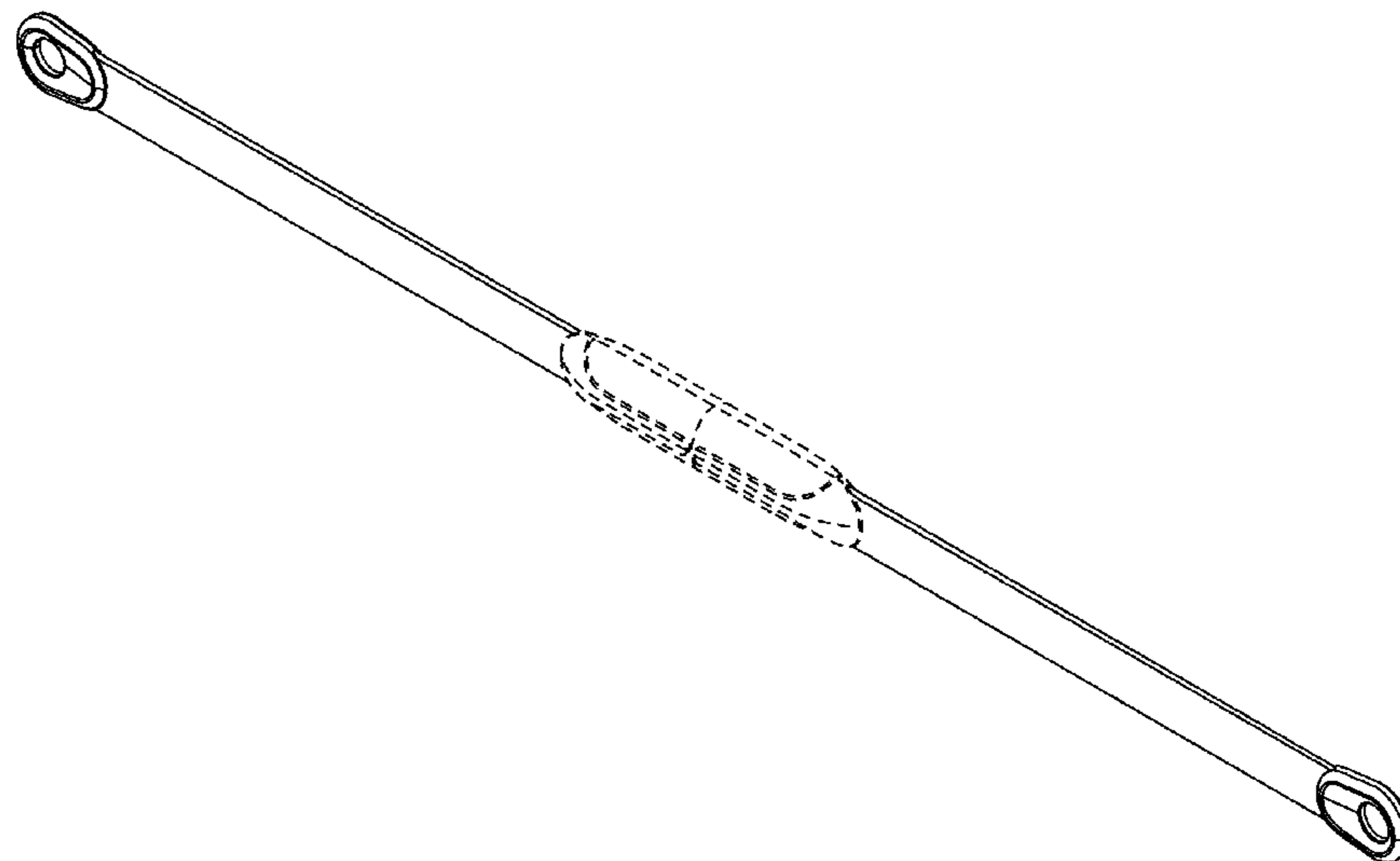
(57) **CLAIM**

The ornamental design for an exercise bar, as shown and described.

DESCRIPTION

FIG. 1 is a perspective view of the exercise bar;
FIG. 2 is a top view;
FIG. 3 is a bottom view;
FIG. 4 is a left side view;
FIG. 5 is a right side view;
FIG. 6 is a front view; and,
FIG. 7 is a back view.
The broken line showing of a handle depicts environment and forms no part of the claim.

1 Claim, 4 Drawing Sheets



(56)

References Cited

U.S. PATENT DOCUMENTS

2002/0155933 A1* 10/2002 Chen A63B 15/00
482/148
2009/0215592 A1* 8/2009 Jhu A63B 21/0004
482/110
2012/0316040 A1* 12/2012 Hsu A63B 21/027
482/110
2018/0008859 A1* 1/2018 Cook A63B 21/027

* cited by examiner

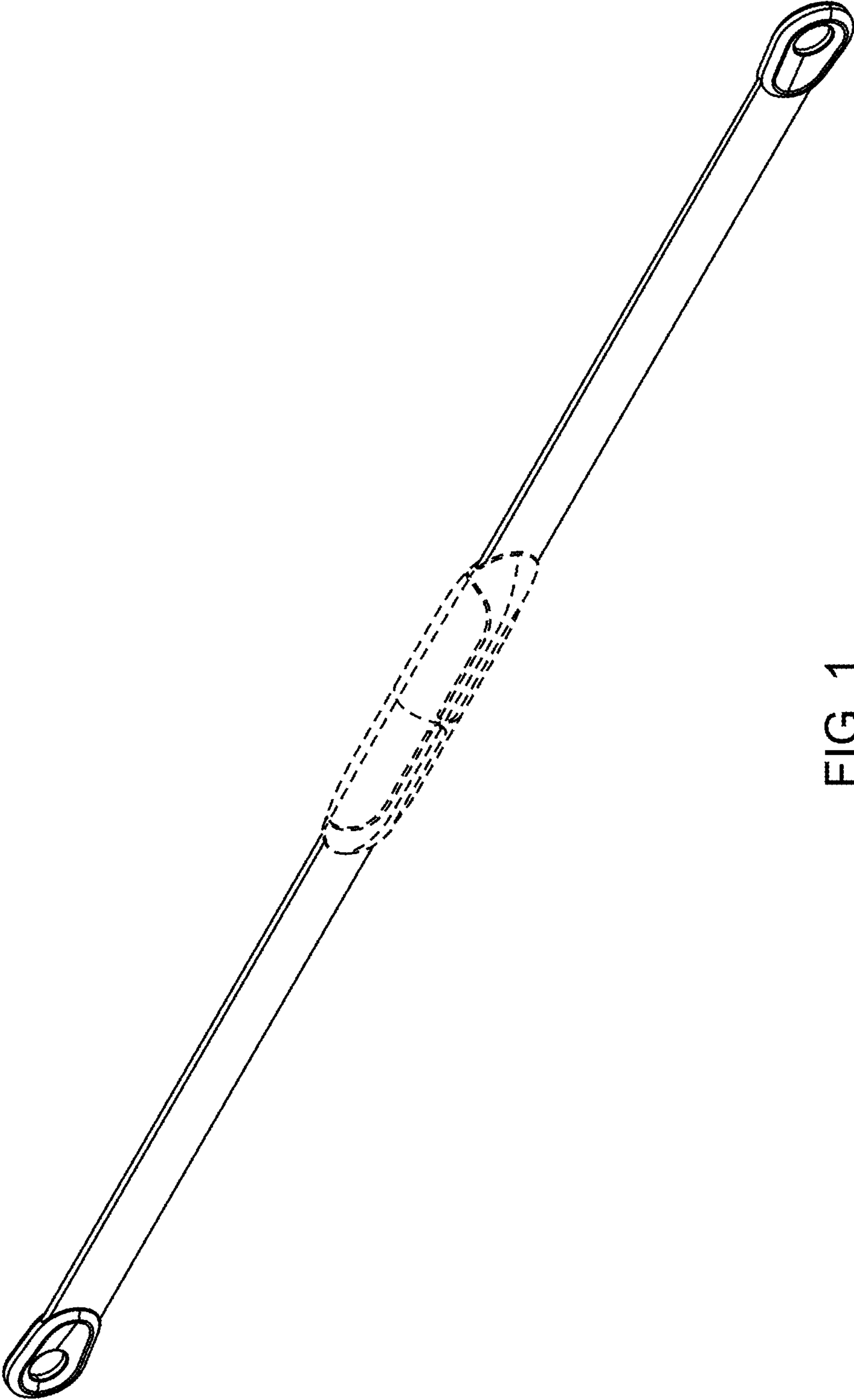


FIG. 1



FIG. 2



FIG. 3

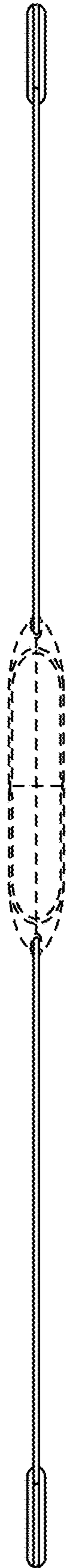


FIG. 4

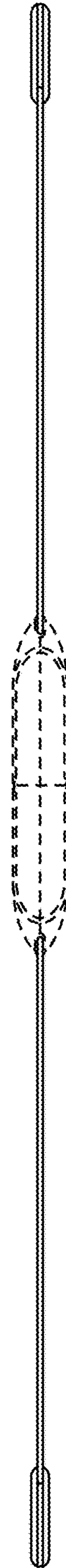


FIG. 5

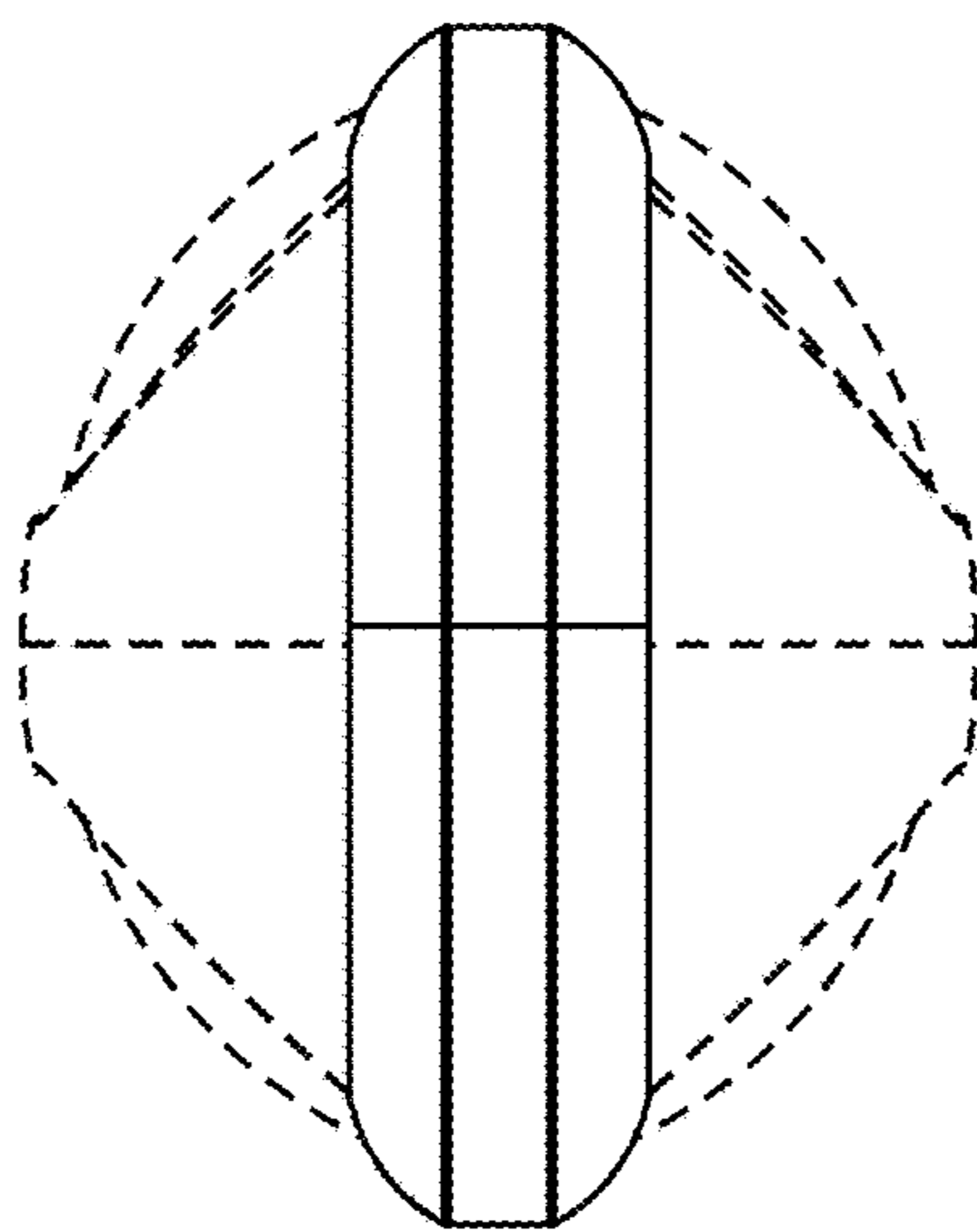


FIG. 6

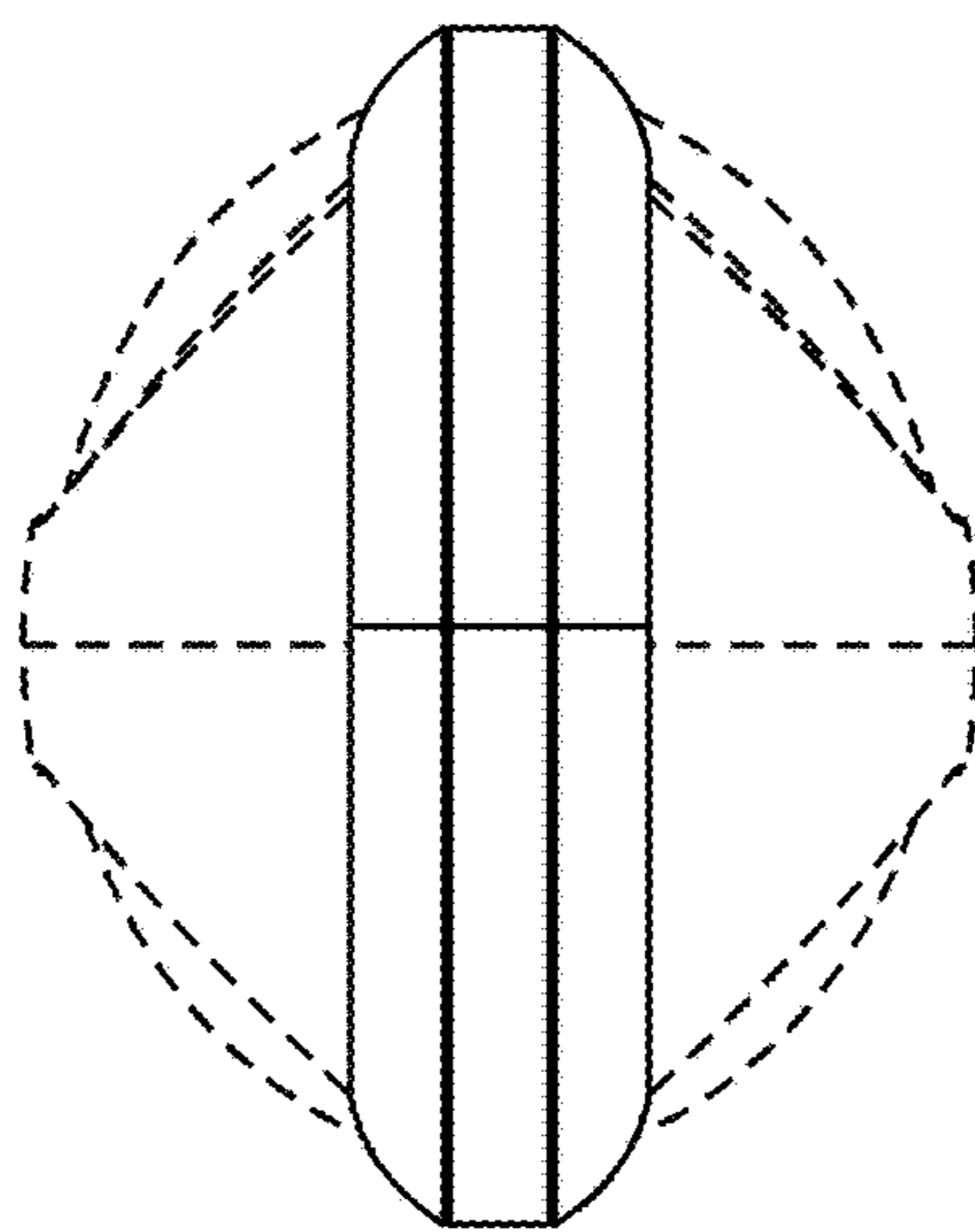


FIG. 7