



US00D843503S

(12) **United States Design Patent**
Xing

(10) **Patent No.:** **US D843,503 S**
(45) **Date of Patent:** **** Mar. 19, 2019**

(54) **ELLIPTICAL EXERCISE MACHINE**

(71) Applicant: **Kai Bin Xing**, Foshan (CN)

(72) Inventor: **Kai Bin Xing**, Foshan (CN)

(**) Term: **15 Years**

(21) Appl. No.: **29/609,009**

(22) Filed: **Jun. 27, 2017**

(51) **LOC (11) Cl.** **21-02**

(52) **U.S. Cl.**
USPC **D21/670**

(58) **Field of Classification Search**
USPC D21/697, 694, 670, 665, 668, 663;
D14/419; 482/57, 63
CPC A63B 22/0605; A63B 22/203; A63B
23/0464; A63B 23/0488; A63B 69/18;
A61H 1/0214; B62K 19/02

See application file for complete search history.

(56) **References Cited**

U.S. PATENT DOCUMENTS

D493,201 S *	7/2004	Giannelli	D21/668
D512,112 S *	11/2005	Nagano	D21/668
D559,925 S *	1/2008	Horita	D21/668
D565,129 S *	3/2008	Chang	D21/668
D567,310 S *	4/2008	Chen	D21/668
D567,314 S *	4/2008	Horita	D21/694
7,377,879 B1 *	5/2008	Chen	A63B 22/001 482/139
D606,599 S *	12/2009	Murray	D21/668
7,670,266 B2 *	3/2010	Cornejo	A63B 22/0007 482/52
7,833,133 B2 *	11/2010	Stewart	A63B 22/001 482/52
D703,278 S *	4/2014	Horita	D21/668
9,044,640 B2 *	6/2015	Lo	A63B 22/0664
9,566,466 B2 *	2/2017	Huang	A63B 22/0056

9,586,087 B1 *	3/2017	Lin	A63B 22/0664
D785,730 S *	5/2017	Huang	D21/670
D792,530 S *	7/2017	Hendricks	D21/668
D797,219 S *	9/2017	Horita	D21/694
D797,870 S *	9/2017	Horita	D21/694
D798,398 S *	9/2017	Horita	D21/694
D798,399 S *	9/2017	Hooper	D21/694
D801,451 S *	10/2017	Hooper	D21/668
D801,454 S *	10/2017	Hooper	D21/694
D802,062 S *	11/2017	Hooper	D21/663
2006/0172865 A1 *	8/2006	Dey	A63B 22/0007 482/52
2007/0072742 A1 *	3/2007	Chen	A63B 22/001 482/52
2007/0161464 A1 *	7/2007	Chiles	A63B 22/001 482/52
2007/0254778 A1 *	11/2007	Ashby	A63B 22/001 482/52
2008/0161163 A1 *	7/2008	Stewart	A63B 21/0051 482/51
2008/0280731 A1 *	11/2008	Dalebout	A63B 21/02 482/52

(Continued)

Primary Examiner — Ryan Harvey

(74) *Attorney, Agent, or Firm* — Legends Law Group, PLLC; Stephen H. Bean, Esq.

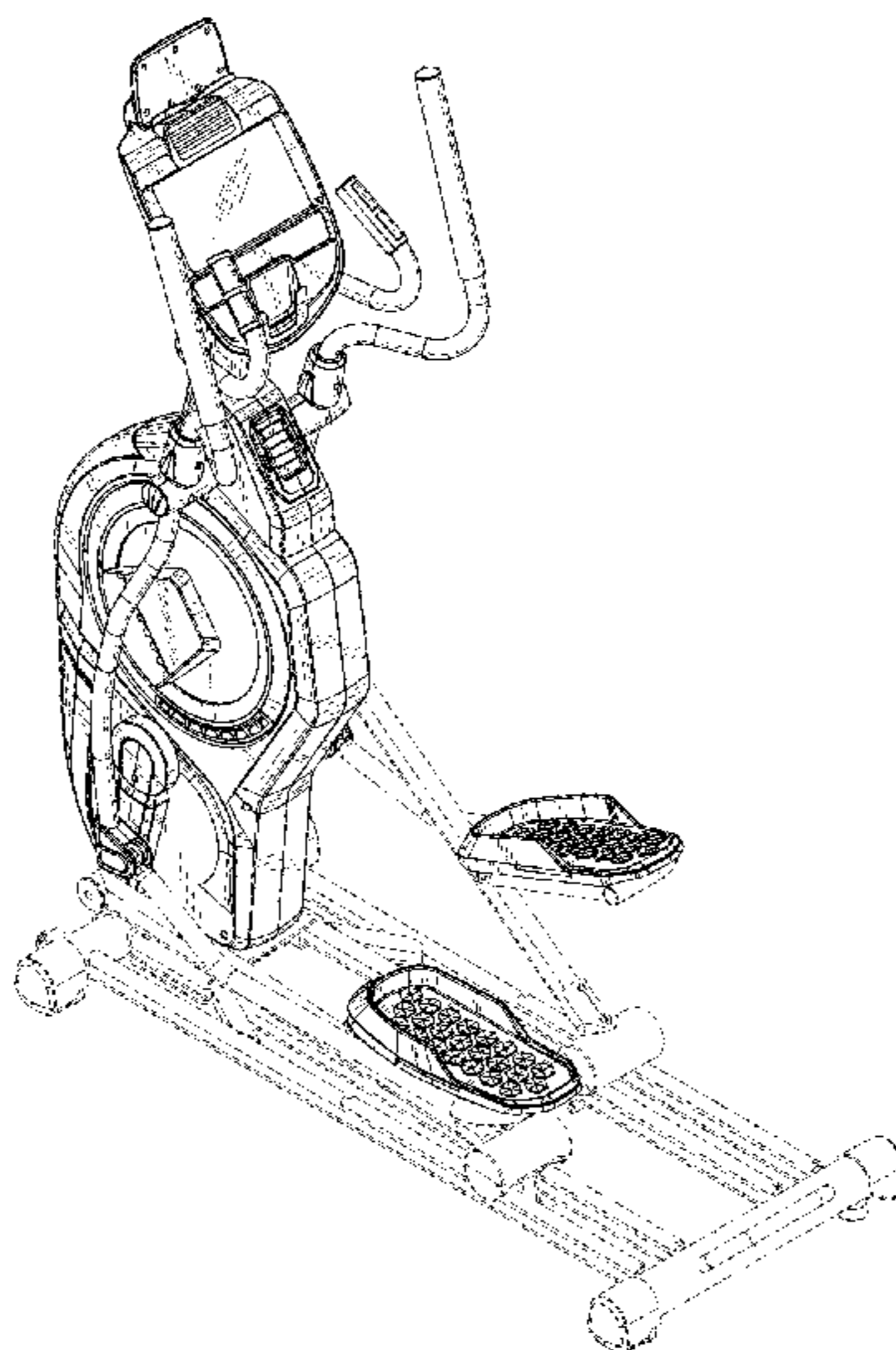
(57) **CLAIM**

I claim the ornamental design for an elliptical exercise machine, as shown and described.

DESCRIPTION

FIG. 1 is a perspective view of the machine showing my new design;
FIG. 2 is a side elevational view thereof;
FIG. 3 is a back view thereof; and,
FIG. 4 is a top plan view thereof.
The broken line showing of portions of the elliptical exercise machine depicts environment and forms no part of the claim.

1 Claim, 4 Drawing Sheets



(56)

References Cited

U.S. PATENT DOCUMENTS

2009/0124463 A1* 5/2009 Chen A63B 22/001
482/52
2009/0312156 A1* 12/2009 Chen A63B 22/001
482/52
2010/0190613 A1* 7/2010 Murray A63B 21/15
482/52
2012/0190507 A1* 7/2012 Murray A63B 22/001
482/52
2013/0085042 A1* 4/2013 Huang A63B 22/04
482/52
2014/0221166 A1* 8/2014 Huang A63B 22/001
482/52
2014/0243157 A1* 8/2014 Huang A63B 22/001
482/52
2015/0080188 A1* 3/2015 Chuang A63B 22/0664
482/52
2015/0238809 A1* 8/2015 Huang A63B 21/225
482/57
2016/0206923 A1* 7/2016 Watterson A63B 24/0087

* cited by examiner

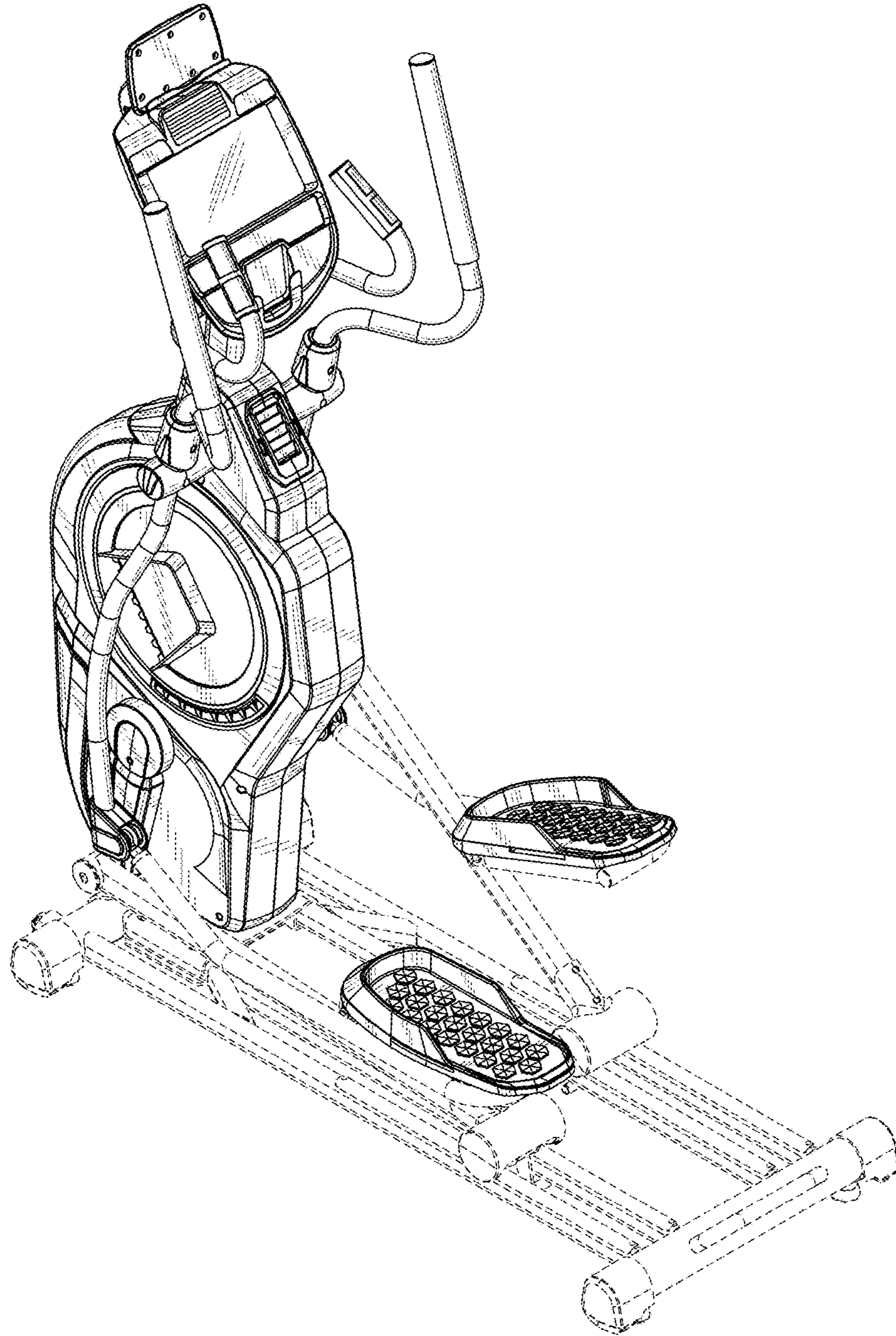


FIG. 1

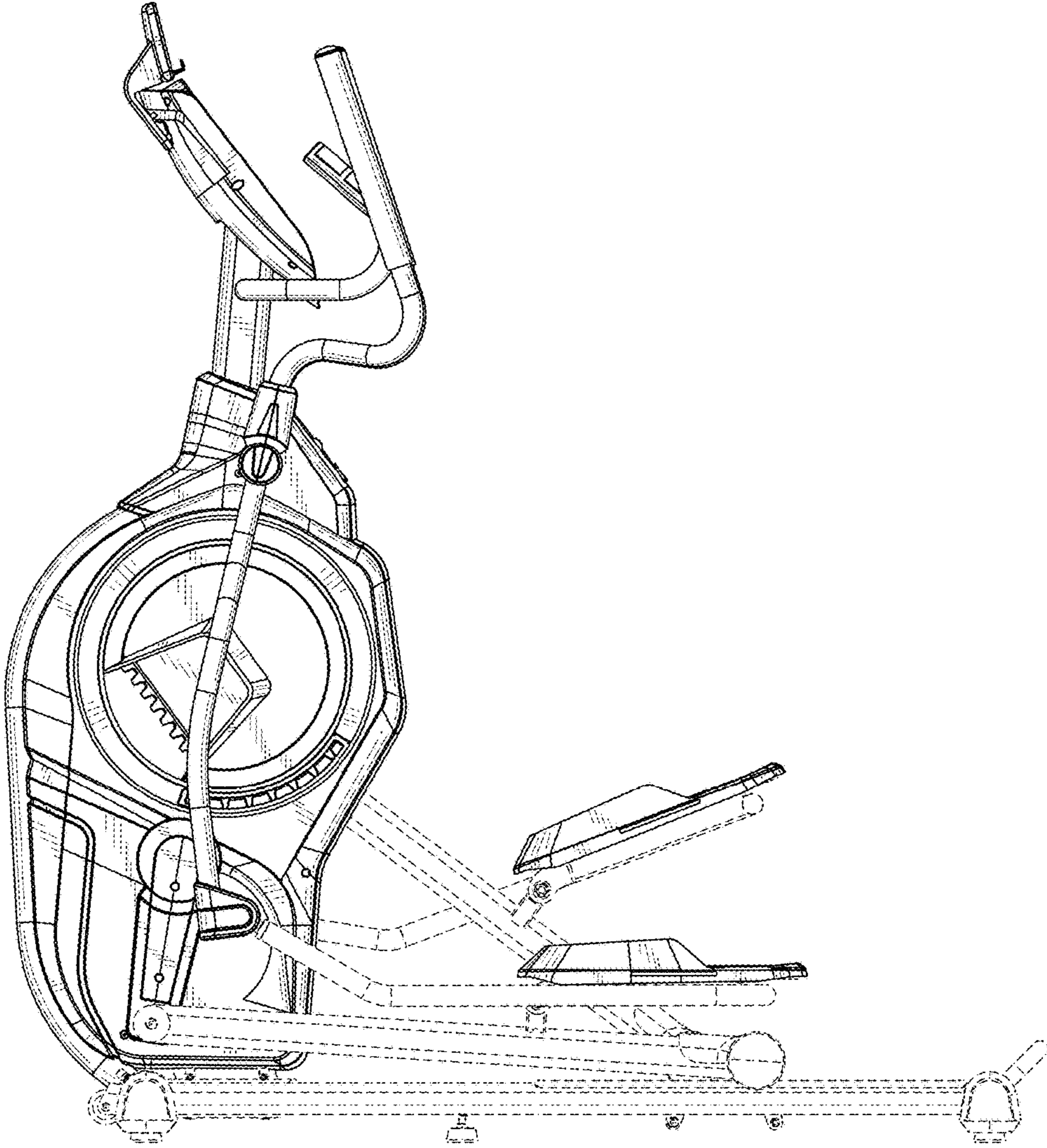


FIG. 2

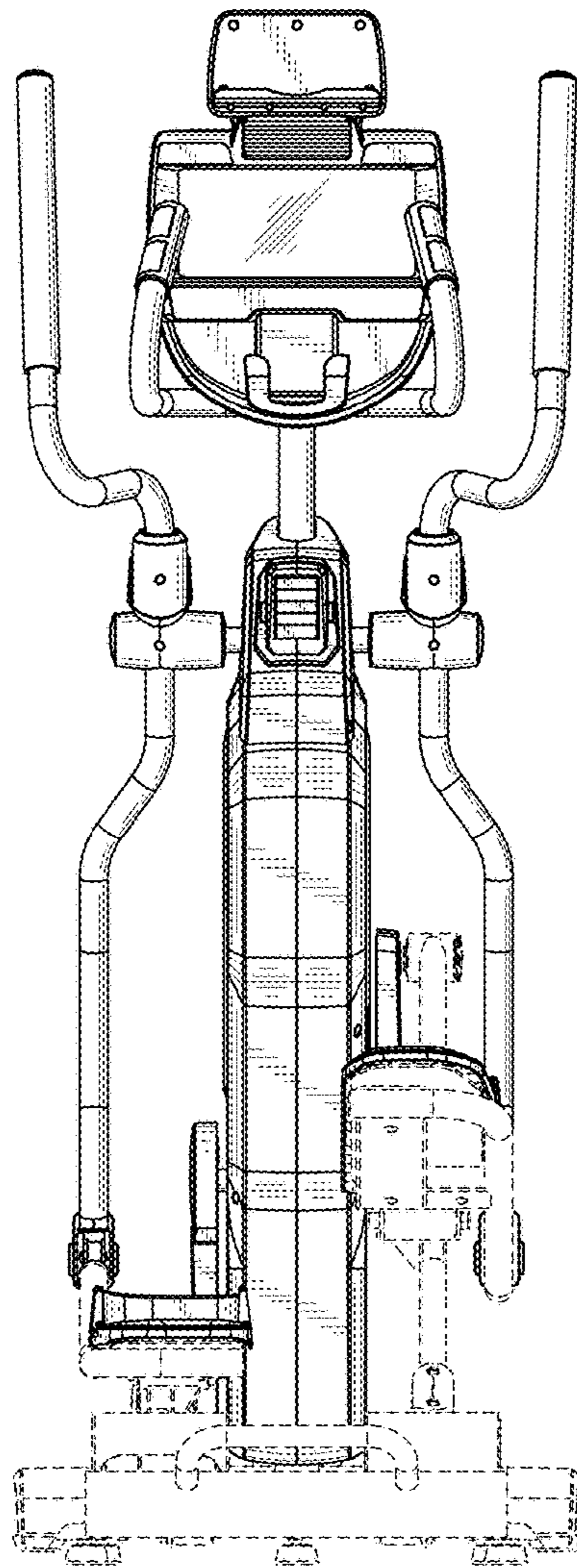


FIG. 3

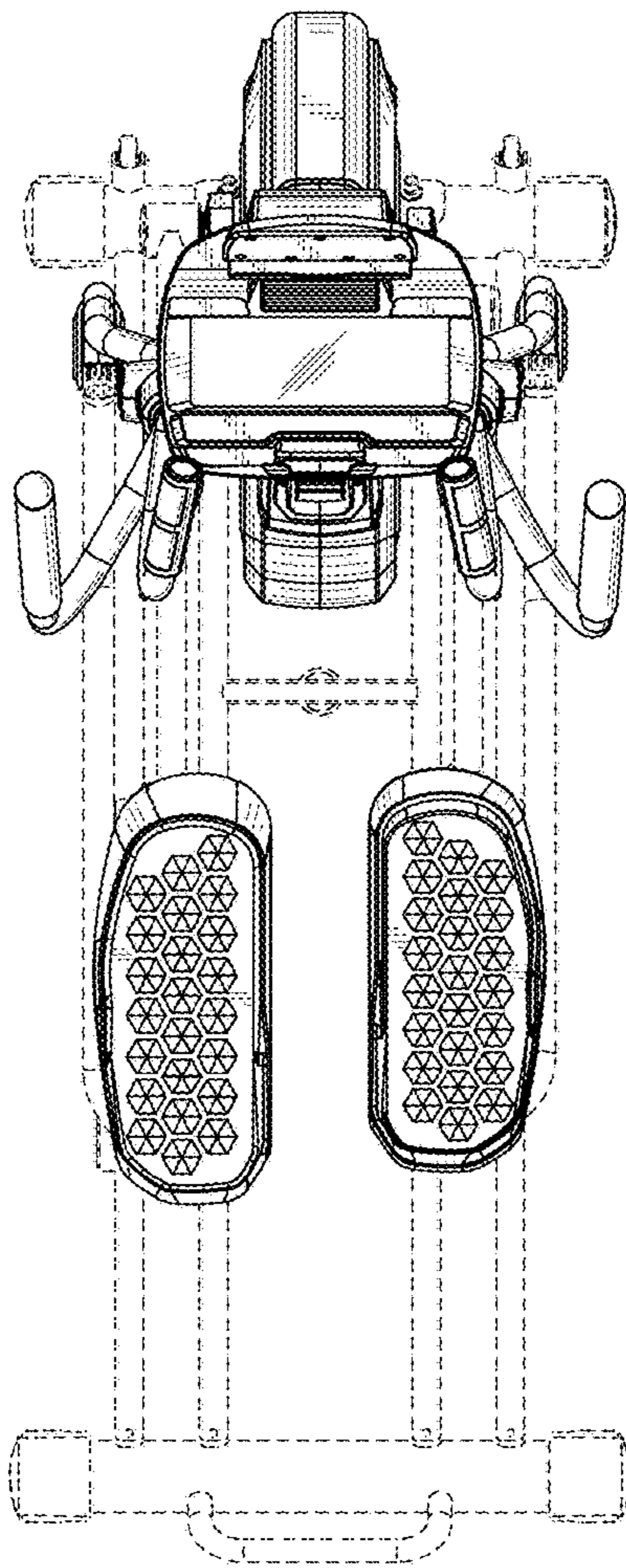


FIG. 4