



US00D843449S

(12) **United States Design Patent**
Marshall

(10) **Patent No.:** **US D843,449 S**
(45) **Date of Patent:** **** Mar. 19, 2019**

(54) **CALENDAR DEVICE**

B42D 2033/16; B42D 2033/18; B42D
2033/20; B42D 2033/22; B42D 2033/28;
B42D 2033/30

(71) Applicant: **Anjuli Marshall**, Los Angeles, CA
(US)

See application file for complete search history.

(72) Inventor: **Anjuli Marshall**, Los Angeles, CA
(US)

(56) **References Cited**

(**) Term: **15 Years**

U.S. PATENT DOCUMENTS

(21) Appl. No.: **29/631,742**

D497,385 S * 10/2004 Law D19/20
D731,590 S * 6/2015 Williams D19/20
D777,834 S * 1/2017 Tanioka D19/20
D825,656 S * 8/2018 Son D19/20

(22) Filed: **Jan. 2, 2018**

* cited by examiner

(51) **LOC (11) Cl.** **19-03**

Primary Examiner — Abraham Bahta

(52) **U.S. Cl.**
USPC **D19/20**

(74) *Attorney, Agent, or Firm* — Select Patents; Ashkon
Cyrus

(58) **Field of Classification Search**
USPC D19/1–12, 20–34, 75–77, 86, 59, 91;
40/124.01–124.15, 726, 109–110, 107,
40/113–118, 358, 649, 642.02; 283/2–3;
D20/10, 20, 27, 40, 15, 43; 368/28,
368/276–278; D10/15, 2–3;
206/214–215; 281/44; 248/148;
211/13.1, 50, 24

(57) **CLAIM**

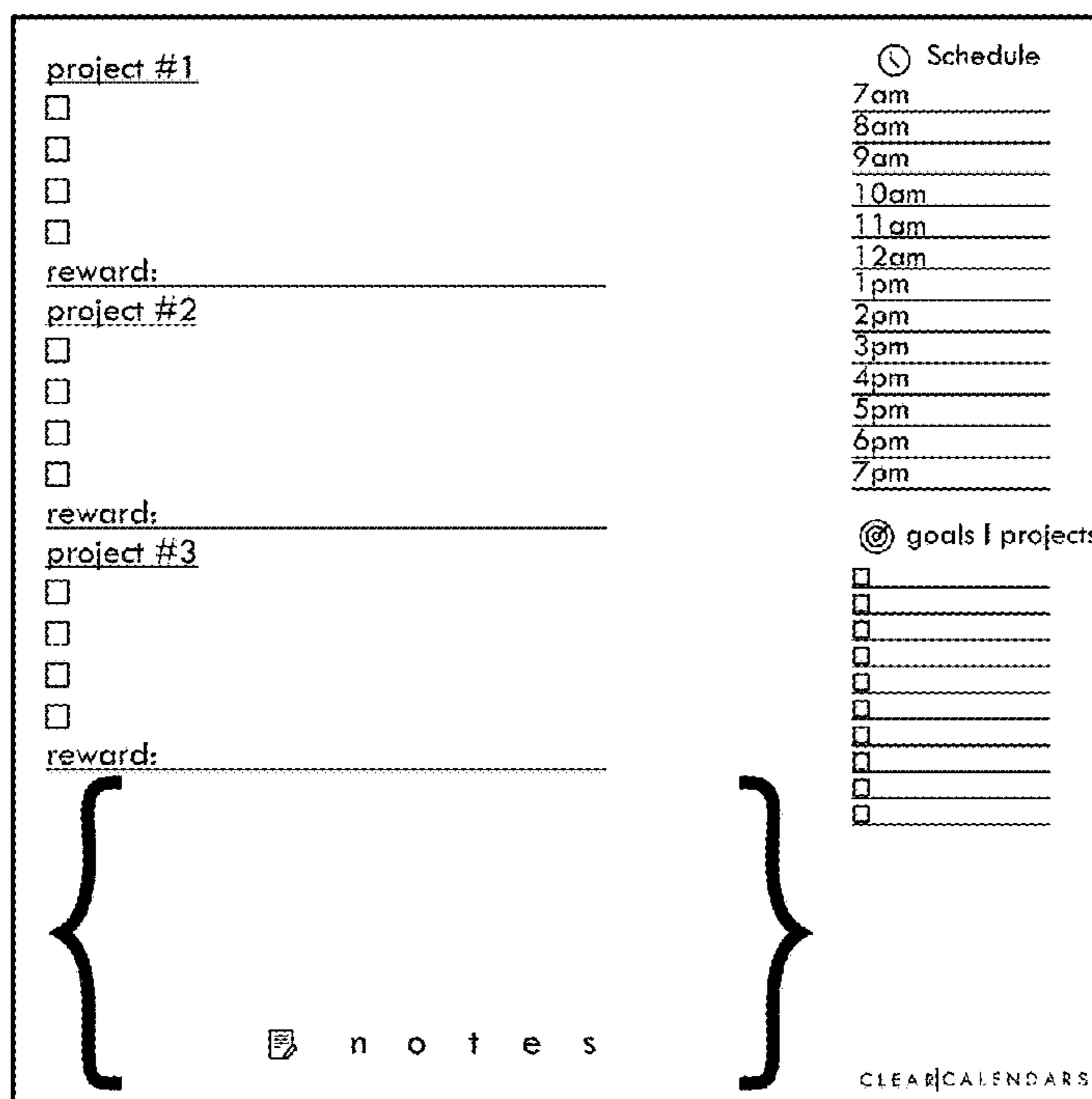
The ornamental design for a calendar device, as shown and
described.

CPC .. B42D 15/022; B42D 15/027; B42D 15/045;
B42D 15/042; B42D 25/00; B42D 25/20;
B42D 25/23; B42D 25/26; B42D 25/29;
B42D 25/30; B42D 25/285; B42D
2033/02; B42D 2033/04; B42D 2033/10;

DESCRIPTION

FIG. 1 is a front plan view of a calendar device in accor-
dance with my new design;
FIG. 2 is a front perspective view thereof;
FIG. 3 is a left side perspective view thereof; and,
FIG. 4 is a bottom elevation view thereof.
The rear of the calendar device is flat and plain.

1 Claim, 3 Drawing Sheets



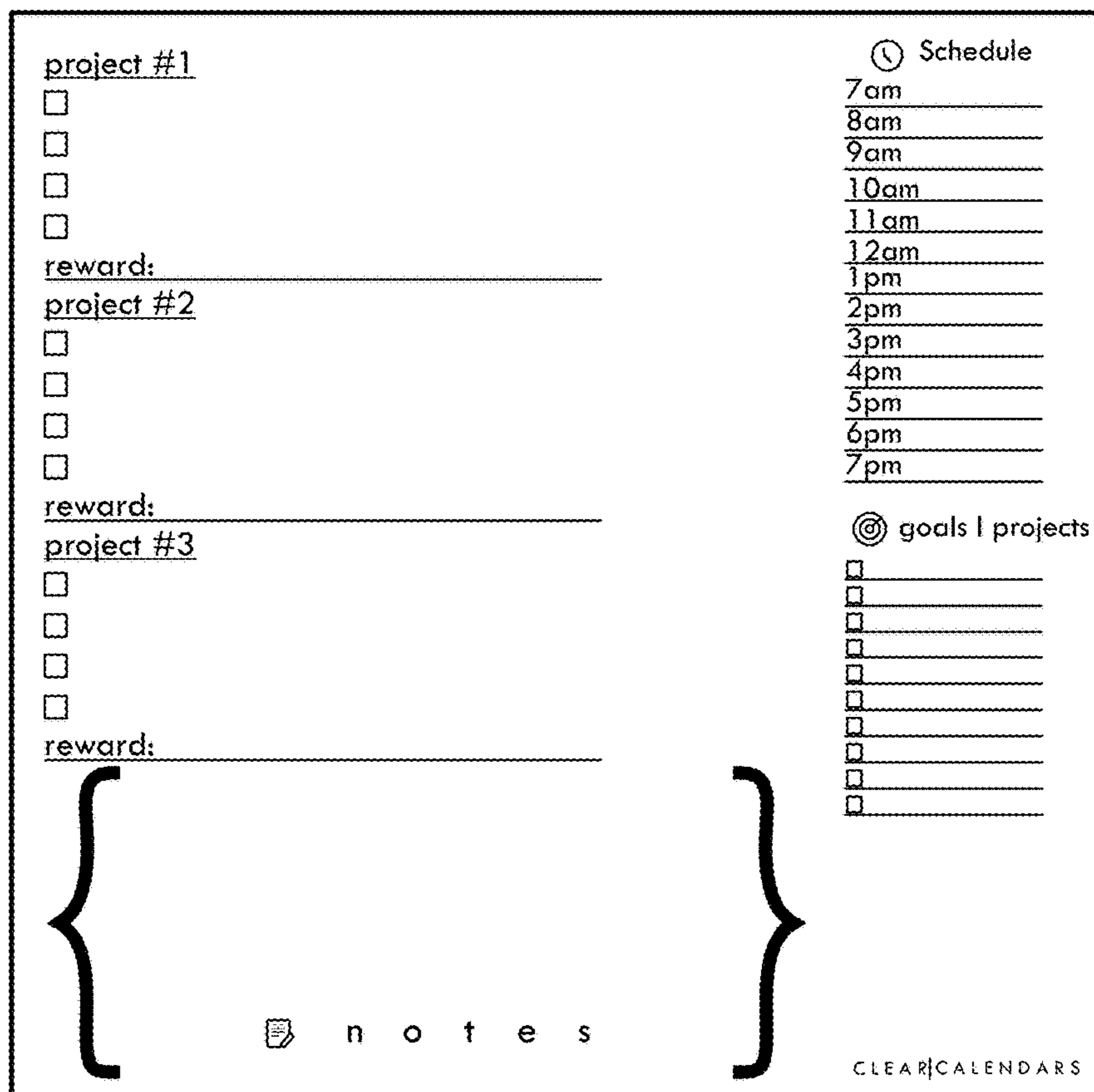


FIG. 1

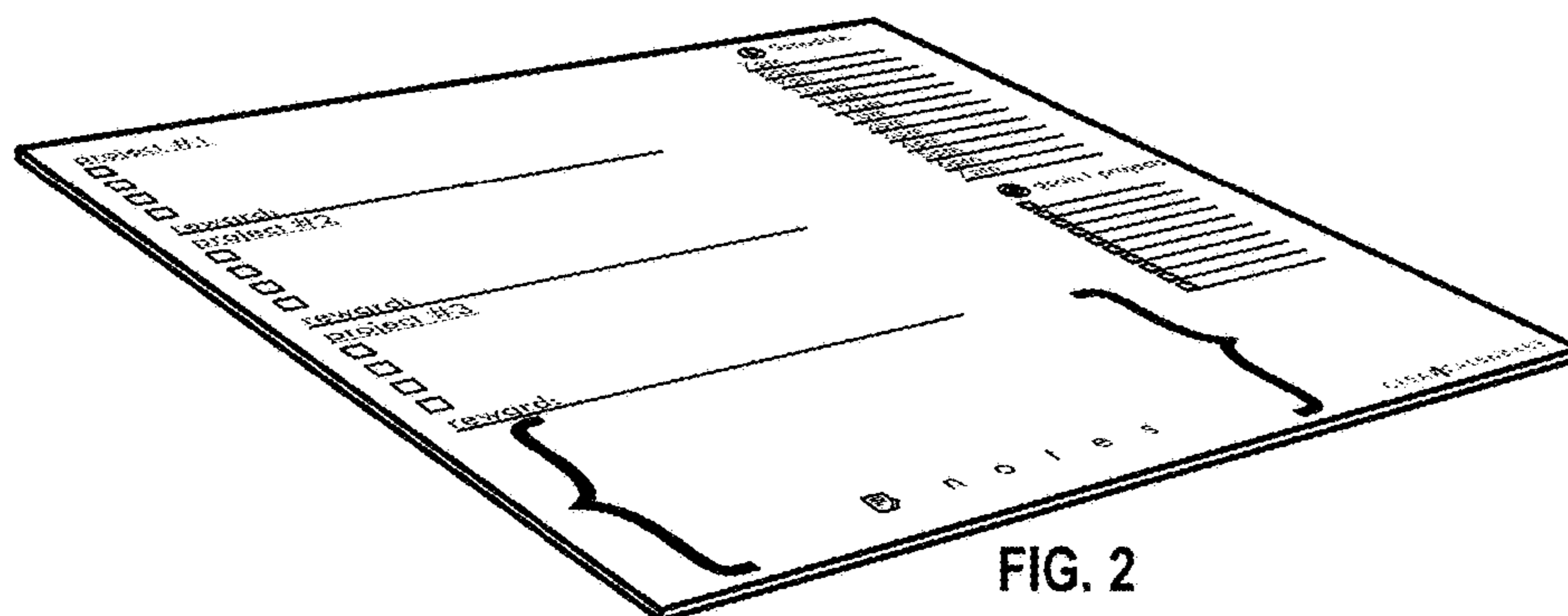


FIG. 2

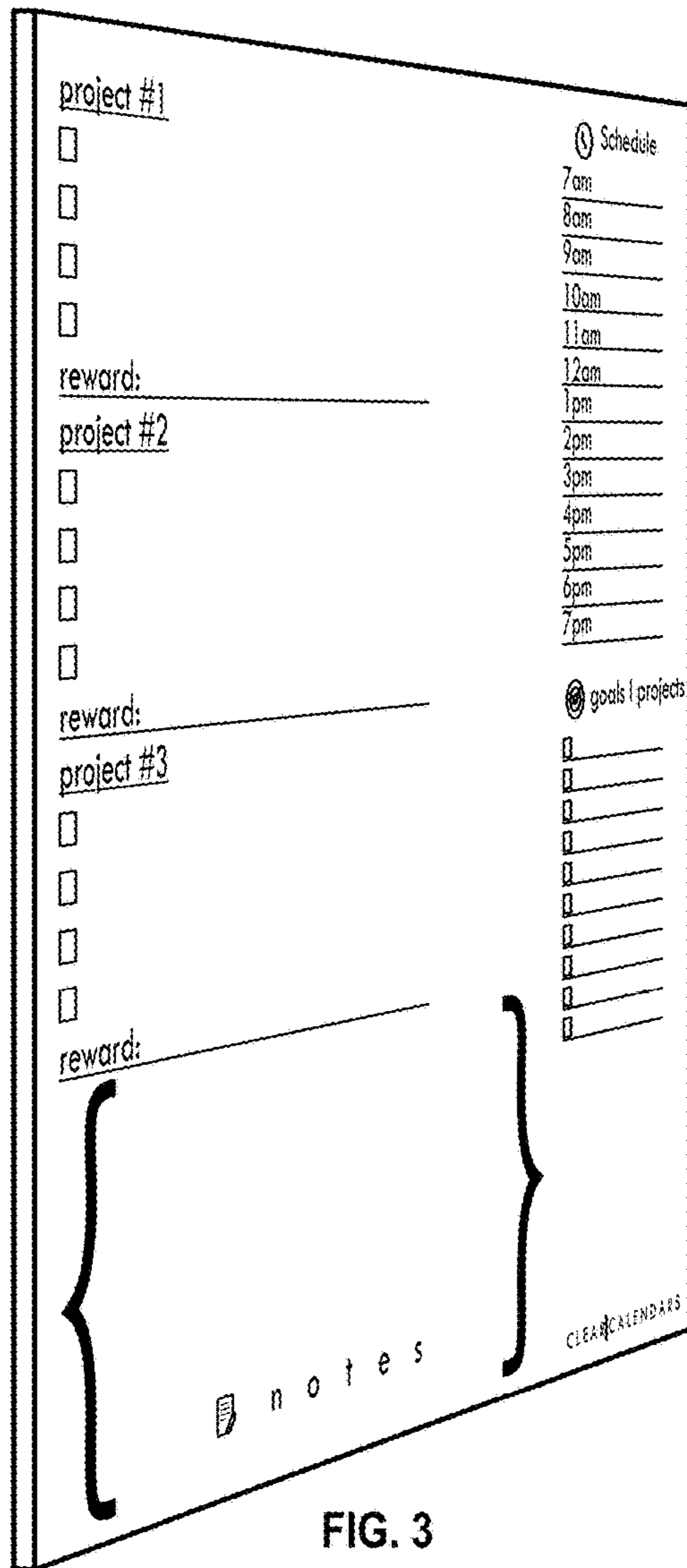


FIG. 3




FIG. 4