



US00D843417S

(12) **United States Design Patent**
Schwartz et al.

(10) **Patent No.:** **US D843,417 S**
(45) **Date of Patent:** **** Mar. 19, 2019**

(54) **DISPLAY SCREEN OR PORTION THEREOF WITH ICON**

(71) Applicant: **Navix International Limited**, Tortola (VG)

(72) Inventors: **Yitzhack Schwartz**, Haifa (IL); **Yizhaq Shmayahu**, Ramat-HaSharon (IL)

(73) Assignee: **NAVIX INTERNATIONAL LIMITED**, Road Town (VG)

(**) Term: **15 Years**

(21) Appl. No.: **29/601,126**

(22) Filed: **Apr. 19, 2017**

(51) **LOC (11) Cl.** **14-04**

(52) **U.S. Cl.**
USPC **D14/495**

(58) **Field of Classification Search**
USPC D14/485-495; 345/1.1, 1.2, 2.1-2.3, 3.1, 345/902; 715/763, 810, 836, 837, 846, 715/847, 977

CPC G06F 3/048; G06F 3/0481; G06F 3/04812; G06F 3/04817; G06F 3/0482; G06F 3/0483; G06F 3/0484; G06F 3/04847; G06F 3/0485; G06F 3/04855; G06F 3/04886; G06Q 30/00; H03J 1/00; H03J 1/0008; H03J 1/0016; H03J 1/0025; H04N 5/00; H04N 5/08; H04N 5/14; H04N 5/222; H04N 5/225; H04N 5/232; H04N 5/445; H04N 5/44543; H04N 5/45; H04N 2005/44517; H04N 2005/44521; H04N 2005/44526; H04N 2005/4453; H04N 2005/44534; H04N 2005/44539; H04N 2005/44547; H04N 2005/44556; H04N 2005/4456; H04N 2005/44565; H04N 2005/44569; H04N 2005/44573; H04N 21/00; H04N 21/234; H04N 21/431; H04N 21/4312; H04N 21/4314; H04N 21/4316

See application file for complete search history.

(56) **References Cited**

U.S. PATENT DOCUMENTS

5,944,531	A *	8/1999	Foley	G09B 23/283
					434/262
6,227,850	B1 *	5/2001	Chishti	A61C 7/00
					433/24
D635,987	S *	4/2011	Mays	D14/487
8,690,568	B2 *	4/2014	Chapoulaud	A61C 7/00
					433/24
D714,315	S *	9/2014	Pereira	D14/485
D714,341	S *	9/2014	Daniel	D14/492
D721,090	S *	1/2015	Hong	D14/487
D725,143	S *	3/2015	Terleski	D14/489
9,375,300	B2 *	6/2016	Matov	A61C 7/002
9,439,608	B2 *	9/2016	Schutyser	A61B 5/1077
9,529,970	B2 *	12/2016	Andreiko	A61C 7/002

(Continued)

Primary Examiner — Cathron C Brooks

Assistant Examiner — Christian P. McLean

(74) *Attorney, Agent, or Firm* — Greenblum & Bernstein, P.L.C.

(57) **CLAIM**

We claim the ornamental design for a display screen or portion thereof with icon, as shown and described.

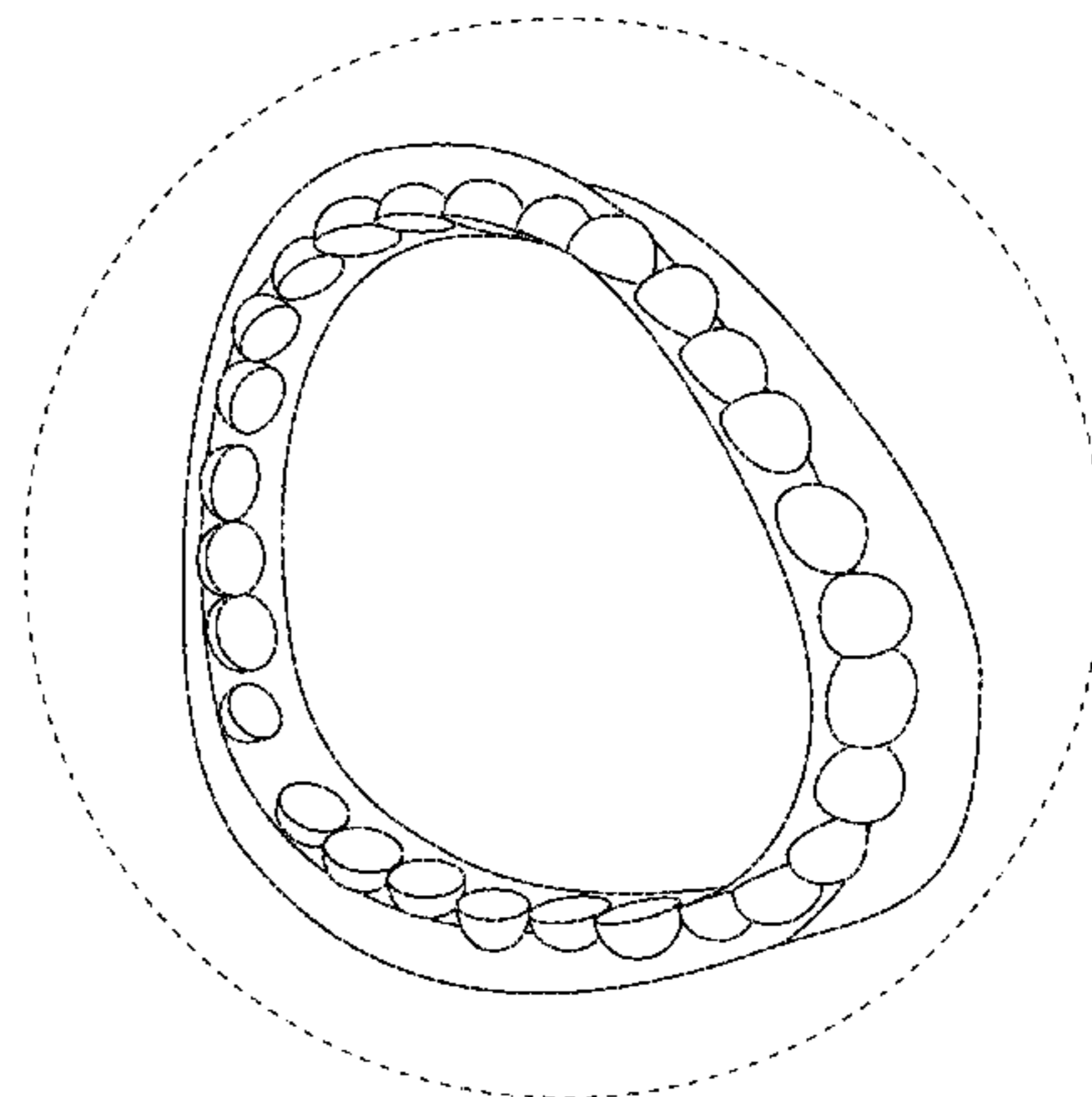
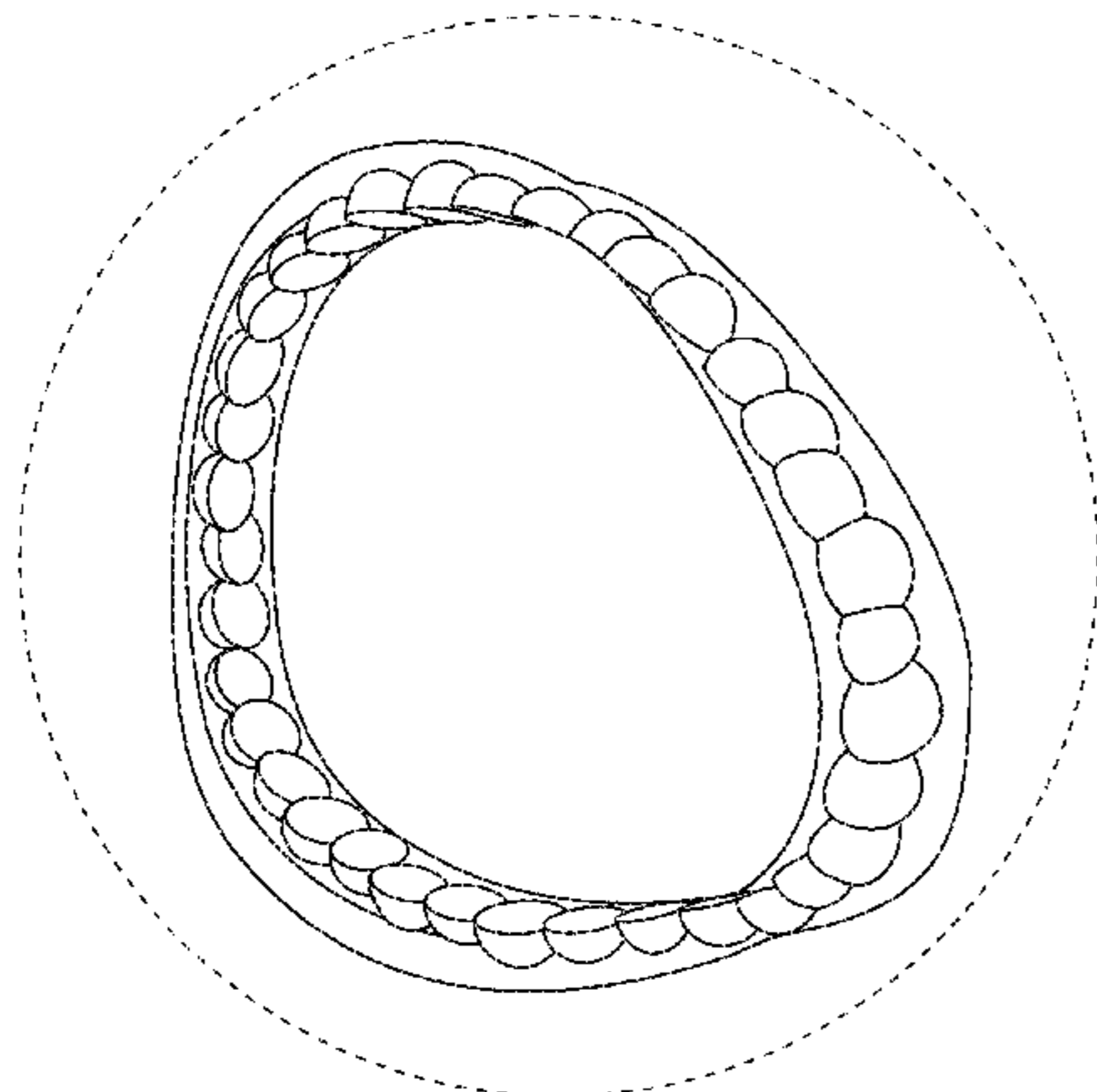
DESCRIPTION

FIG. 1 is a front view of a display screen or portion thereof with icon in accordance with a first embodiment of the invention; and,

FIG. 2 is a front view of a display screen or portion thereof with icon in accordance with a second embodiment of the invention.

The broken line in each FIGURE shows portions of the display screen or portion thereof for the purpose of illustrating environmental structure and forms no part of the claimed design.

1 Claim, 2 Drawing Sheets



(56)

References Cited

U.S. PATENT DOCUMENTS

D779,558	S *	2/2017	Ibsies	D14/495
D786,927	S *	5/2017	Ibsies	D14/492
D787,555	S *	5/2017	Ibsies	D14/492
9,782,236	B2 *	10/2017	Sporbert	A61C 7/00
9,844,419	B2 *	12/2017	Andreiko	A61C 7/002
D808,420	S *	1/2018	Anzures	D14/488
D812,093	S *	3/2018	Rapp	D14/488
2009/0271738	A1 *	10/2009	Glaser-Seidnitzer	
					G06F 3/0482
					715/821
2015/0268803	A1 *	9/2015	Patton	A61C 1/0007
					715/771

* cited by examiner

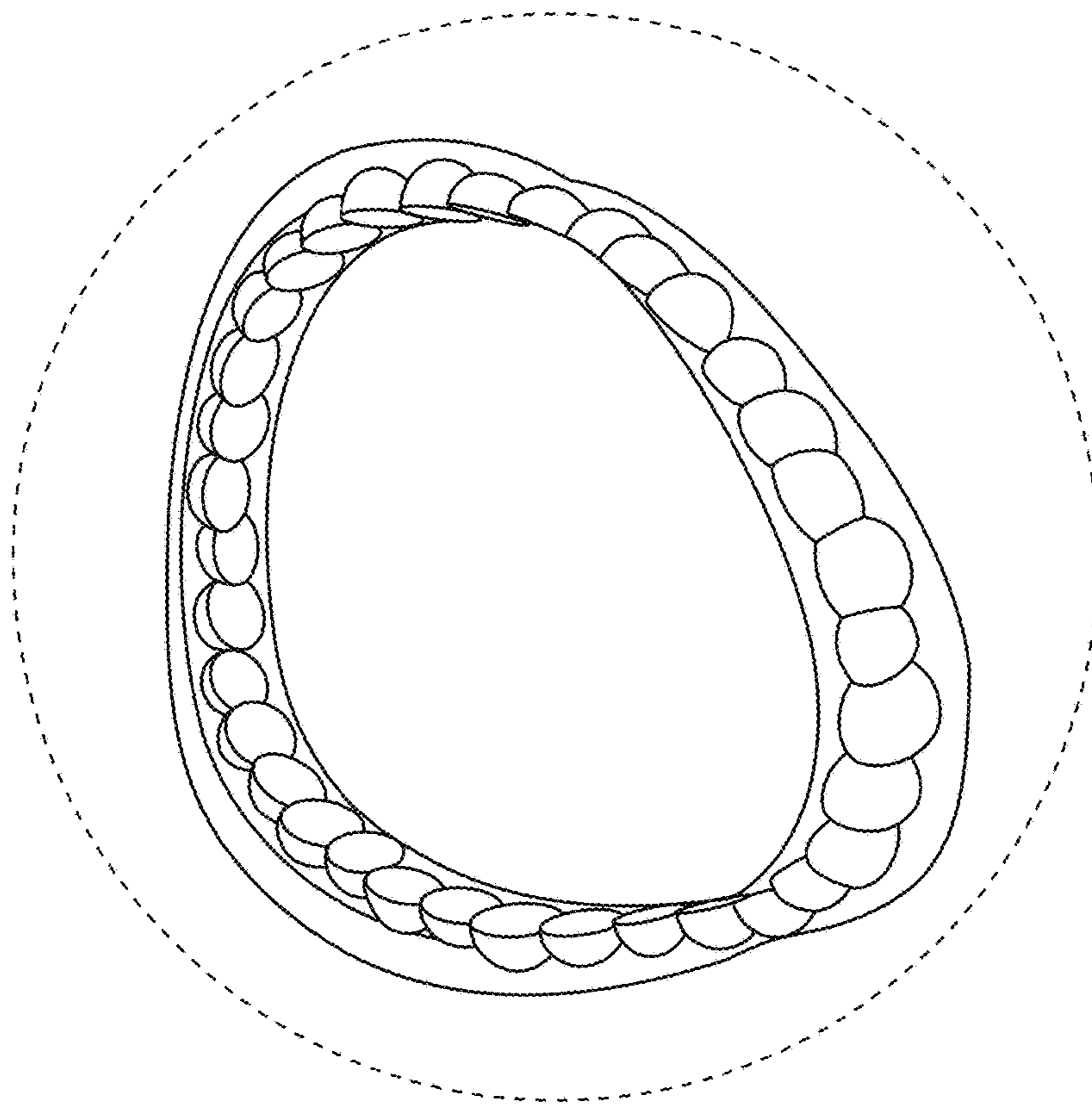


FIG. 1

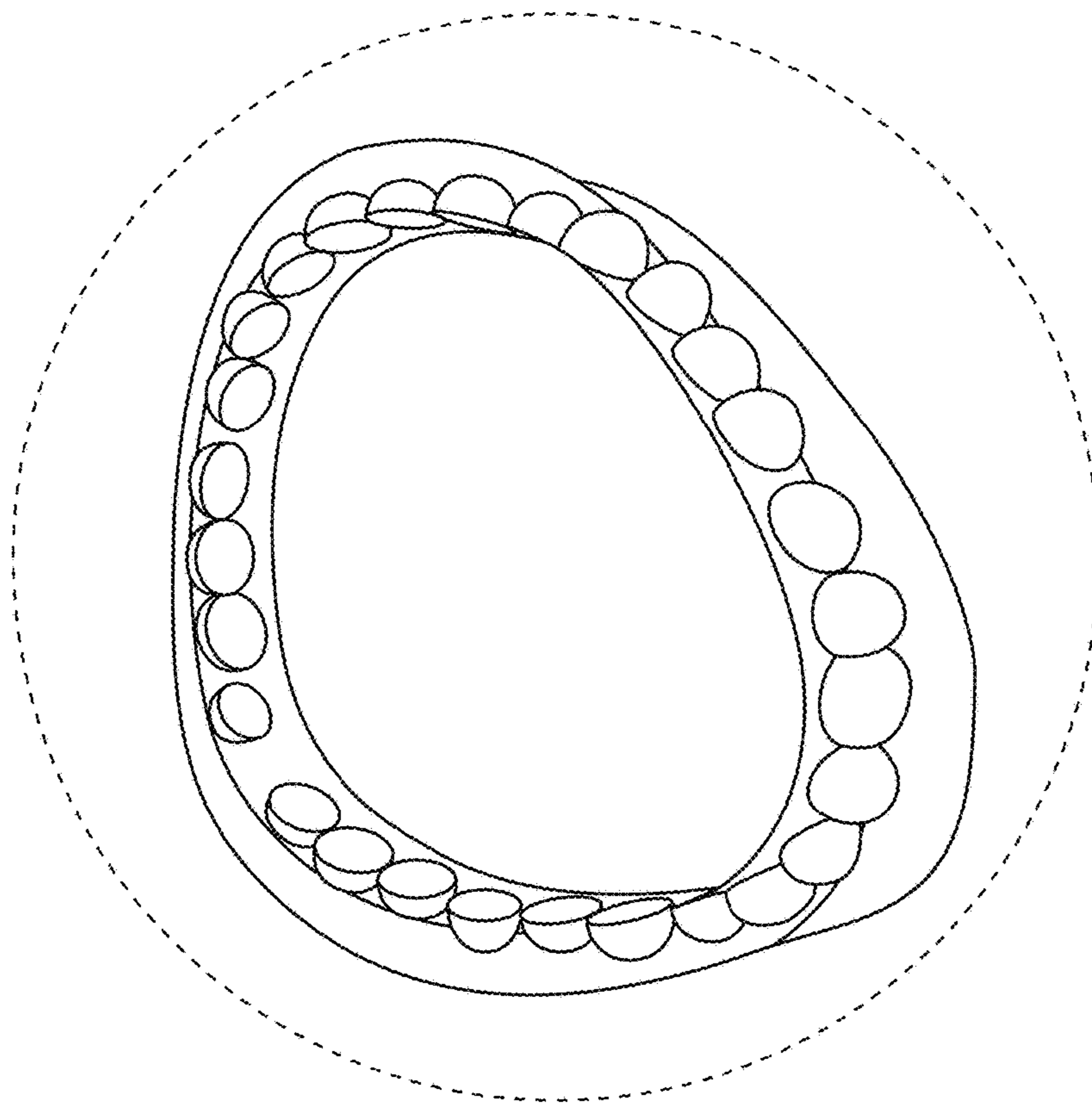


FIG. 2