



US00D843411S

(12) **United States Design Patent** (10) **Patent No.:** **US D843,411 S**  
**Montgomery et al.** (45) **Date of Patent:** **\*\* Mar. 19, 2019**

(54) **DISPLAY SCREEN OR PORTION THEREOF WITH GRAPHICAL USER INTERFACE**

(71) Applicant: **Emily Hope Montgomery**, Las Vegas, NV (US)

(72) Inventors: **Emily Hope Montgomery**, Las Vegas, NV (US); **Preston William Pope**, Sherman Oaks, CA (US)

(73) Assignee: **Emily Hope Montgomery**, Las Vegas, NV (US)

(\*\*) Term: **15 Years**

(21) Appl. No.: **29/594,463**

(22) Filed: **Feb. 17, 2017**

(51) **LOC (11) Cl.** ..... **14-04**

(52) **U.S. Cl.**  
USPC ..... **D14/488**

(58) **Field of Classification Search**  
USPC ..... D14/485–495  
CPC ..... G06F 17/3004; G06F 14/30112; G06F 17/30716; G06F 3/048; H04M 1/72591–1/72561  
See application file for complete search history.

(56) **References Cited**

U.S. PATENT DOCUMENTS

D580,449 S *	11/2008	Nam	.....	D14/486
D640,711 S *	6/2011	Ng	.....	D14/487
D660,861 S *	5/2012	Lee	.....	D14/485
D684,163 S *	6/2013	Anzures	.....	D14/486
D712,913 S *	9/2014	Na	.....	D14/486
D716,335 S *	10/2014	Chotin	.....	D14/486
D718,775 S *	12/2014	Kim	.....	D14/485
D726,751 S *	4/2015	Angelides	.....	D14/486
D726,755 S *	4/2015	Angelides	.....	D14/486
D726,757 S *	4/2015	Angelides	.....	D14/486
D727,338 S *	4/2015	Kim	.....	D14/486
D727,930 S *	4/2015	Kim	.....	D14/486

D727,941 S *	4/2015	Angelides	.....	D14/486
D731,513 S *	6/2015	Donahue	.....	D14/486
D733,173 S *	6/2015	Donahue	.....	D14/486
D737,852 S *	9/2015	De La Rosa	.....	D14/490
9,219,830 B1 *	12/2015	Ciorba	.....	H04N 1/00177
D753,669 S *	4/2016	Chen	.....	D14/485
D754,161 S *	4/2016	Wilder	.....	D14/486
D757,778 S *	5/2016	Lemay	.....	D14/486
D765,667 S *	9/2016	Lu	.....	D14/485
D771,640 S *	11/2016	Karunamuni	.....	D14/485

(Continued)

*Primary Examiner* — Robin V Webster

*Assistant Examiner* — Rachel A Voorhies

(74) *Attorney, Agent, or Firm* — Entralta P.C.; Justin G. Sanders; Peter D. Weinstein

(57) **CLAIM**

The ornamental design for a display screen or portion thereof with graphical user interface, as shown and described.

**DESCRIPTION**

FIG. 1 is a front view of a display screen or portion thereof with graphical user interface showing a first embodiment of our new design;

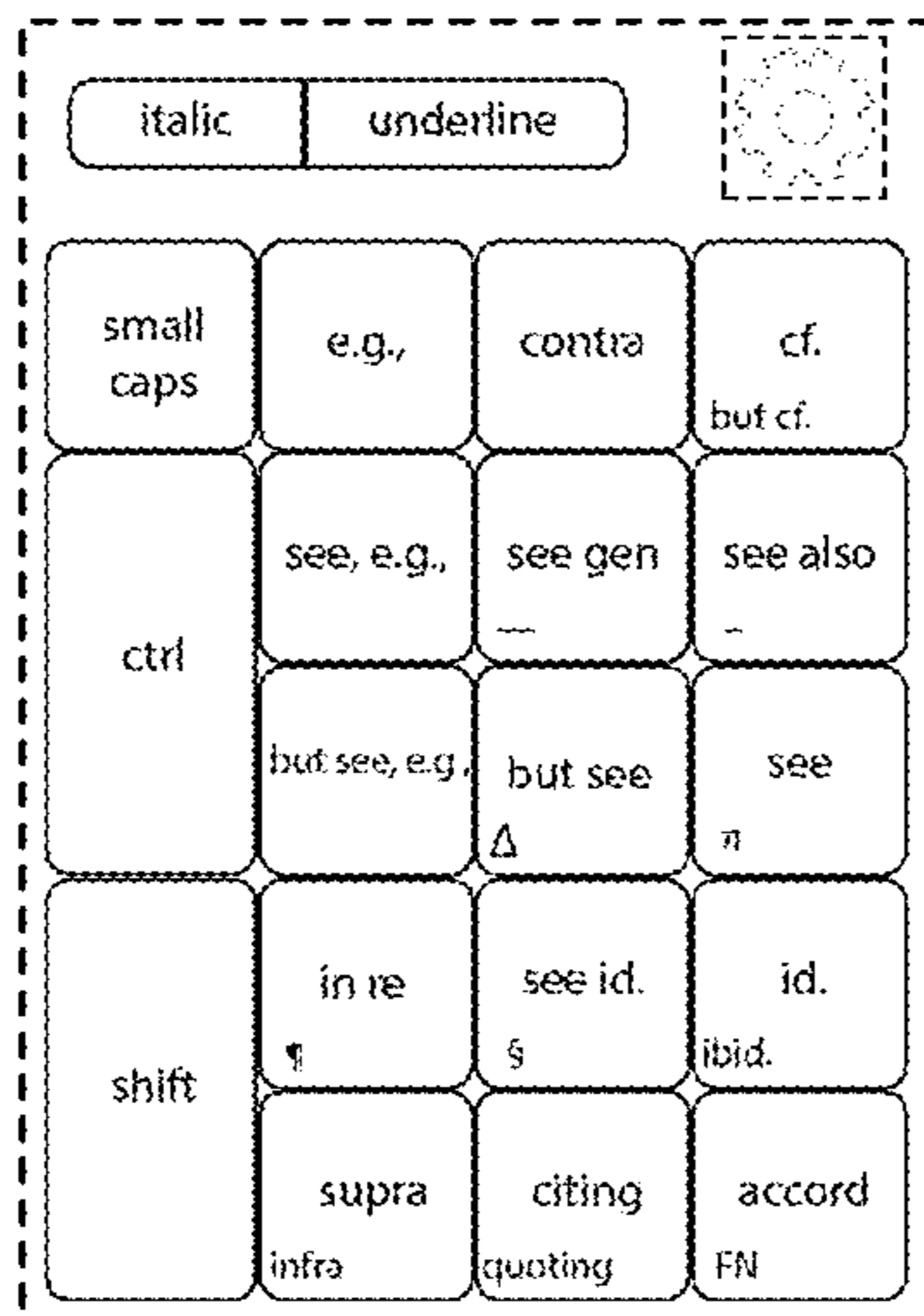
FIG. 2 is a front view of a display screen or portion thereof with graphical user interface showing a second embodiment of our new design;

FIG. 3 is a front view of a display screen or portion thereof with graphical user interface showing a third embodiment of our new design; and,

FIG. 4 is a front view of a display screen or portion thereof with graphical user interface showing a fourth embodiment of our new design.

The outermost broken line in the Figures illustrates a portion of a display screen that forms no part of the claimed design. Similarly, the remaining broken lines represent features of the graphical user interface that form no part of the claimed design.

**1 Claim, 4 Drawing Sheets**



(56)

**References Cited**

U.S. PATENT DOCUMENTS

D771,643 S \* 11/2016 Vymenets ..... D14/485  
D786,909 S \* 5/2017 Park ..... D14/486  
D793,408 S \* 8/2017 Karunamuni ..... D14/485  
D794,664 S \* 8/2017 Okabe ..... D14/486  
D795,276 S \* 8/2017 Pakidko ..... D14/486  
D795,904 S \* 8/2017 Pei ..... D14/486  
D804,508 S \* 12/2017 Anton ..... D14/486  
D808,999 S \* 1/2018 Okabe ..... G06F 3/0488  
D14/486  
D813,876 S \* 3/2018 Bratland ..... H04N 1/00177  
D14/485  
D817,345 S \* 5/2018 Zhang ..... G06F 3/0482  
D14/486  
D828,846 S \* 9/2018 Tu ..... D14/485  
2008/0122796 A1 \* 5/2008 Jobs ..... G06F 3/0488  
345/173  
2009/0199120 A1 \* 8/2009 Baxter ..... G06F 3/0482  
715/765

\* cited by examiner

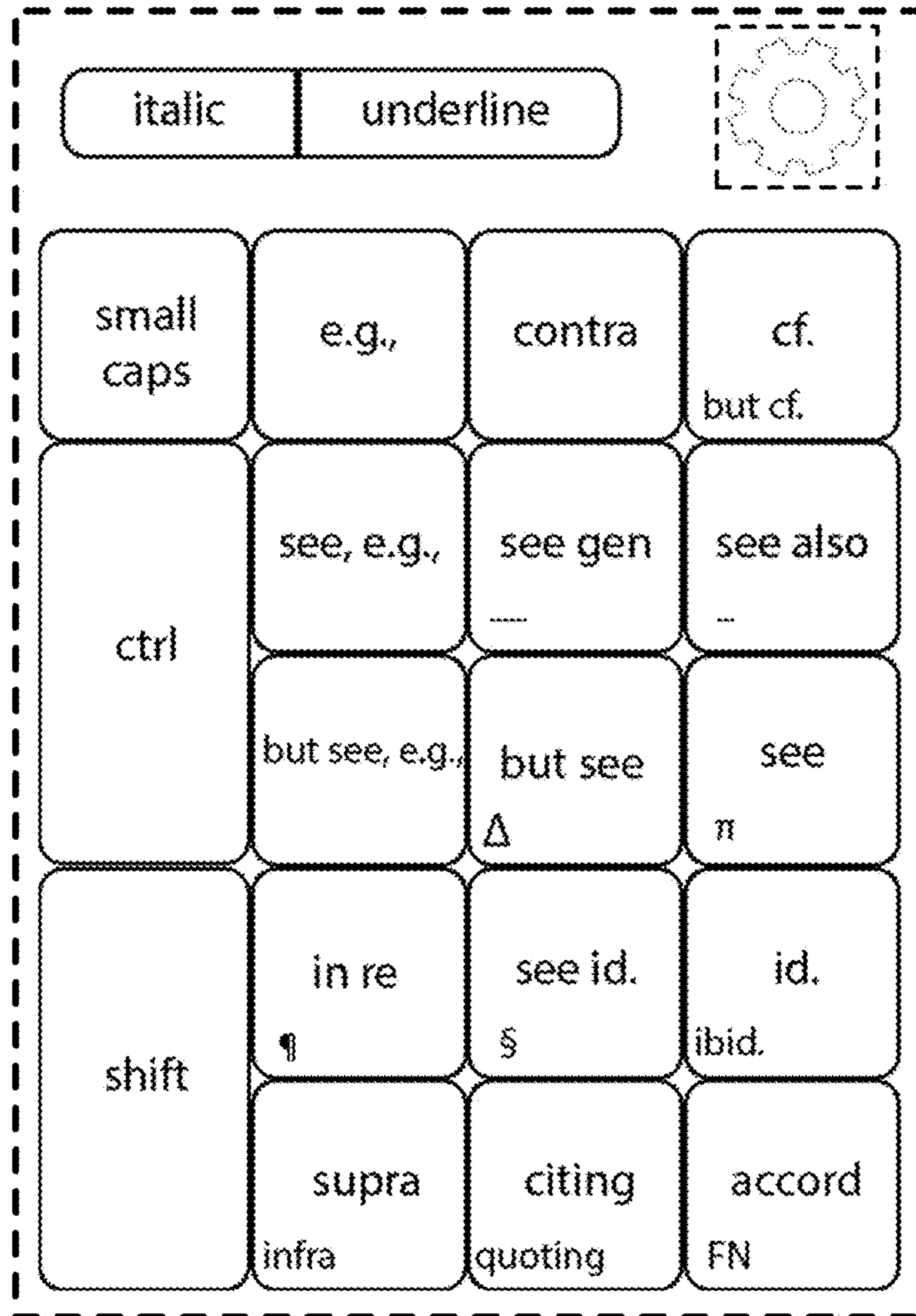


Fig. 1

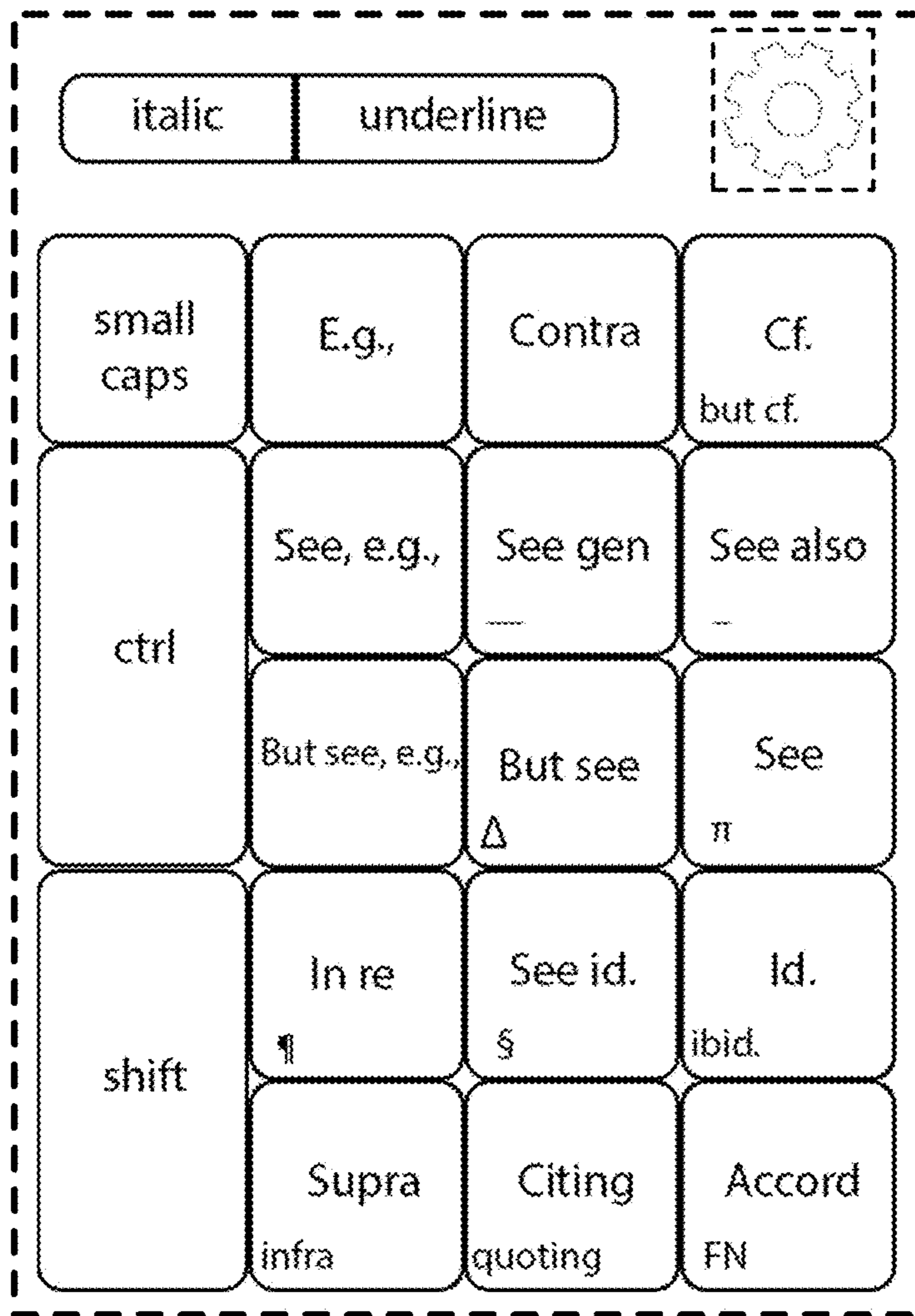


Fig. 2

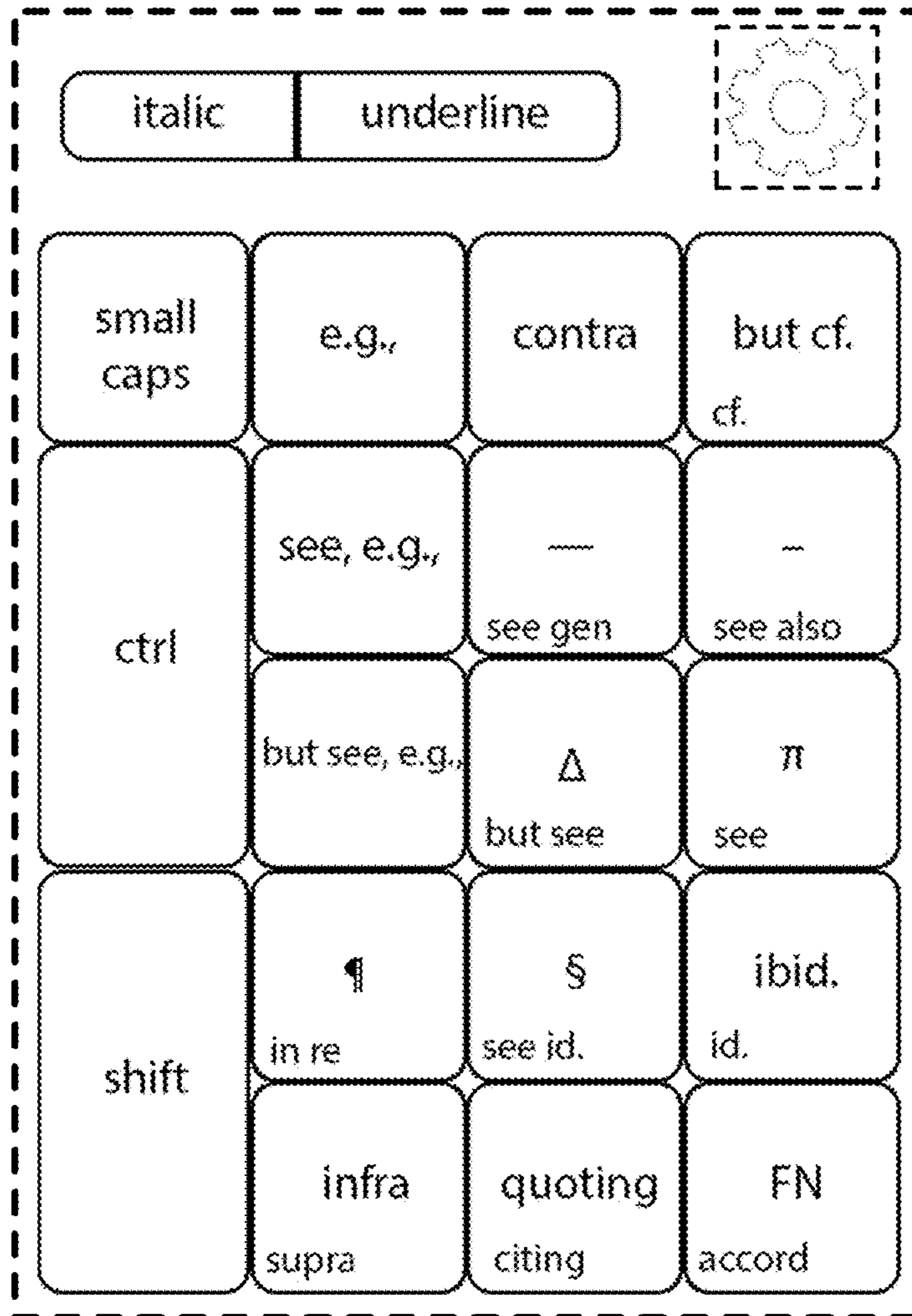


Fig. 3

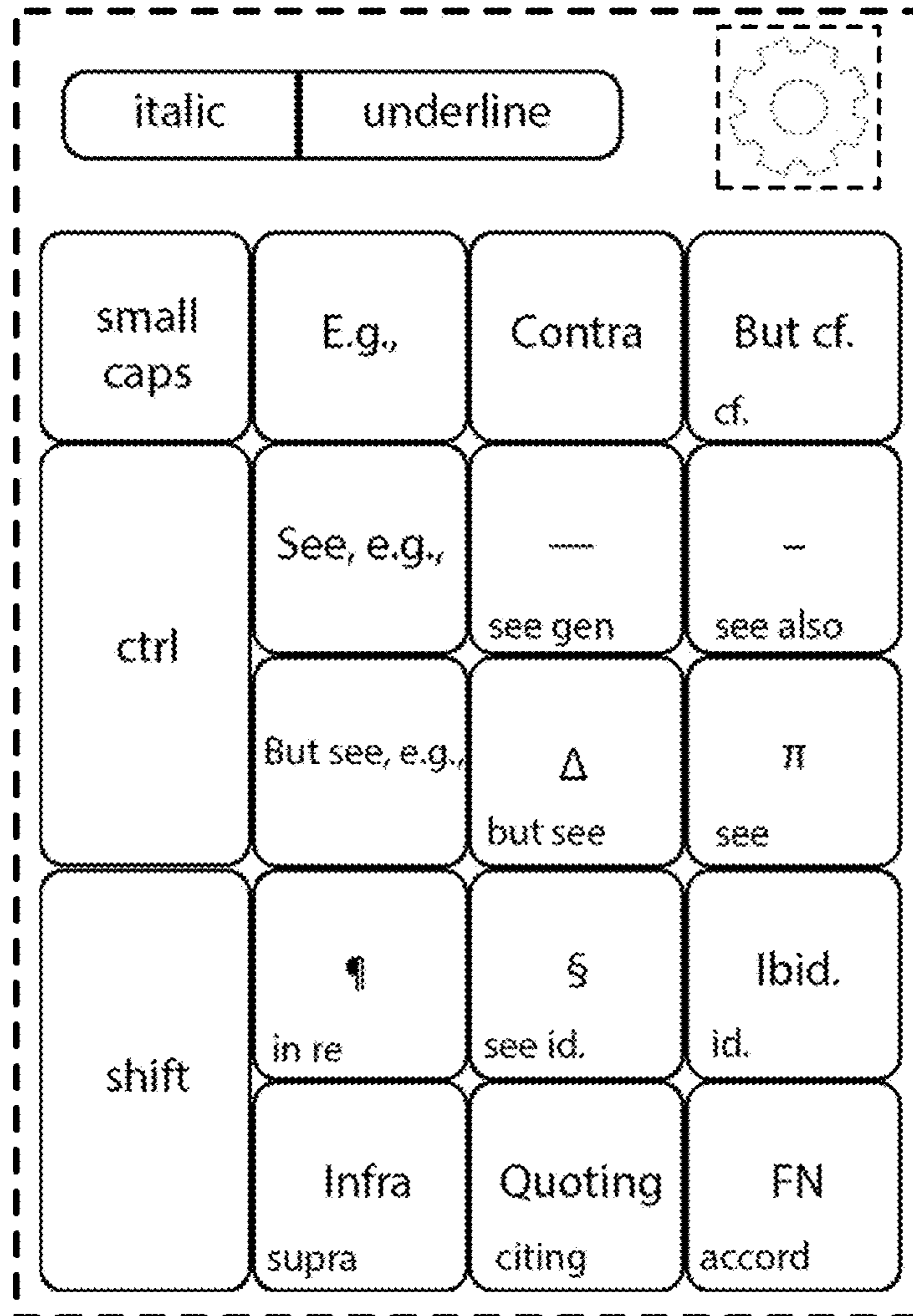


Fig. 4