



US00D843396S

(12) **United States Design Patent**  
**Lim**

(10) **Patent No.:** **US D843,396 S**

(45) **Date of Patent:** **\*\* Mar. 19, 2019**

(54) **DISPLAY SCREEN OR PORTION THEREOF WITH GRAPHICAL USER INTERFACE**

(71) Applicant: **SAMSUNG ELECTRONICS CO., LTD.**, Suwon-si, Gyeonggi-do (KR)

(72) Inventor: **Dongkyu Lim**, Seoul (KR)

(73) Assignee: **SAMSUNG ELECTRONICS CO., LTD.**, Gyeonggi-Do (KR)

(\*\*) Term: **15 Years**

(21) Appl. No.: **29/562,477**

(22) Filed: **Apr. 26, 2016**

(30) **Foreign Application Priority Data**

Jan. 22, 2016 (KR) ..... 30-2016-0003429

(51) **LOC (11) Cl.** ..... **14-04**

(52) **U.S. Cl.**  
USPC ..... **D14/486**

(58) **Field of Classification Search**  
USPC ..... D14/485-495

(Continued)

(56) **References Cited**

**U.S. PATENT DOCUMENTS**

D705,798 S \* 5/2014 Lim ..... D14/486

D726,746 S \* 4/2015 Poston ..... D14/486

(Continued)

*Primary Examiner* — Melanie H Tung

*Assistant Examiner* — Bao-Yen T Nguyen

(74) *Attorney, Agent, or Firm* — Cantor Colburn LLP

(57) **CLAIM**

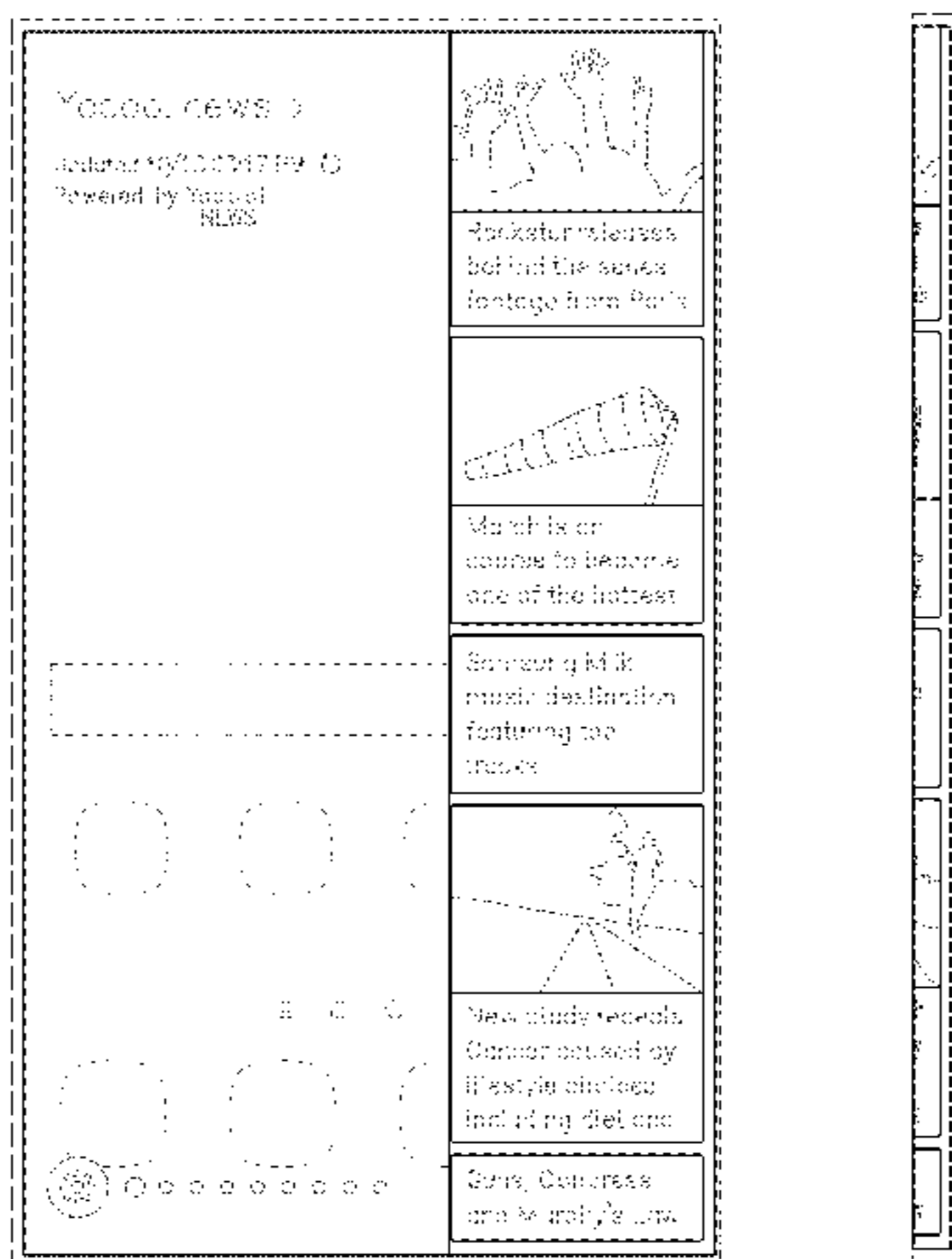
The ornamental design for a display screen or portion thereof with graphical user interface, as shown and described.

**DESCRIPTION**

FIG. 1 is a front view of a display screen or portion thereof with graphical user interface showing the new design in

accordance with a first embodiment, wherein the display screen is flat except that it is curved on the right side; FIG. 2 is a front view of a second embodiment thereof; FIG. 3 is a front view of a display screen or portion thereof with graphical user interface showing the new design in accordance with a third embodiment, wherein the display screen is flat except that it is curved on the left side; FIG. 4 is a front view of a fourth embodiment thereof; FIG. 5 is a right-side view of the image shown in FIG. 1; FIG. 6 is a right-side view of the image shown in FIG. 2; FIG. 7 is a left-side view of the image shown in FIG. 3; FIG. 8 is a left-side view of the image shown in FIG. 4; FIG. 9 is the image shown in FIG. 1, with broken lines showing a mobile phone to illustrate environment; FIG. 10 is the image shown in FIG. 2, with broken lines showing a mobile phone to illustrate environment; FIG. 11 is the image shown in FIG. 3, with broken lines showing a mobile phone to illustrate environment; FIG. 12 is the image shown in FIG. 4, with broken lines showing a mobile phone to illustrate environment; FIG. 13 is the right side image shown in FIG. 5, with broken lines showing a mobile phone to illustrate environment; FIG. 14 is the right side image shown in FIG. 6, with broken lines showing a mobile phone to illustrate environment; FIG. 15 is the left side image shown in FIG. 7, with broken lines showing a mobile phone to illustrate environment; FIG. 16 is the left side image shown in FIG. 8, with broken lines showing a mobile phone to illustrate environment; FIG. 17 is a rear view of the images shown in FIGS. 9, 10, 13, and 14; FIG. 18 is a left-side view of the images shown in FIGS. 9, 10, 13, and 14; FIG. 19 is a top view of the images shown in FIGS. 9, 10, 13, and 14; FIG. 20 is a bottom view of the images shown in FIGS. 9, 10, 13, and 14; FIG. 21 is a rear view of the images shown in FIGS. 11, 12, 15, and 16; FIG. 22 is a right-side view of the images shown in FIGS. 11, 12, 15, and 16; FIG. 23 is a top view of the images shown in FIGS. 11, 12, 15, and 16; and, FIG. 24 is a bottom view of the images shown in FIGS. 11, 12, 15, and 16.

(Continued)



The broken lines in FIGS. 1-16 showing portions of the display screen or portion thereof with graphical user interface form no part of the claimed design. The broken lines in FIGS. 9-24 showing the mobile phone are included for the purpose of illustrating environment structure and form no part of the claimed design.

**1 Claim, 24 Drawing Sheets**

(58) **Field of Classification Search**

CPC .... G06F 3/048; G06F 3/0481; G06F 3/04812;  
 G06F 3/04815; G06F 3/04817; G06F  
 3/0482; G06F 3/0483; G06F 3/0484;  
 G06F 3/04842; G06F 3/04845; G06F  
 3/04847; G06F 3/0485; G06F 3/04855;  
 G06F 3/0486; G06F 3/0487; G06F  
 3/0488; G06F 3/04883; G06F 3/04886

See application file for complete search history.

(56)

**References Cited**

U.S. PATENT DOCUMENTS

D742,892	S	*	11/2015	Mitchell	.....	D14/485
D751,580	S	*	3/2016	Herrera	.....	D14/485
D756,371	S	*	5/2016	Bertnick	.....	D14/485
D756,372	S	*	5/2016	Bertnick	.....	D14/485
D765,666	S	*	9/2016	Omiya	.....	D14/485
D766,255	S	*	9/2016	Omiya	.....	D14/485
D766,301	S	*	9/2016	Park	.....	D14/486
D766,916	S	*	9/2016	Bertnick	.....	D14/485
D766,956	S	*	9/2016	Eder	.....	D14/486
D769,908	S	*	10/2016	Cook	.....	D14/485
D771,079	S	*	11/2016	Nadiadi	.....	D14/486
D771,103	S	*	11/2016	Eder	.....	D14/486
D773,478	S	*	12/2016	Wesley	.....	D14/485
D774,043	S	*	12/2016	Thompson	.....	D14/485
D775,142	S	*	12/2016	Leise	.....	D14/485
D775,635	S	*	1/2017	Raji	.....	D14/485

\* cited by examiner

FIG. 1

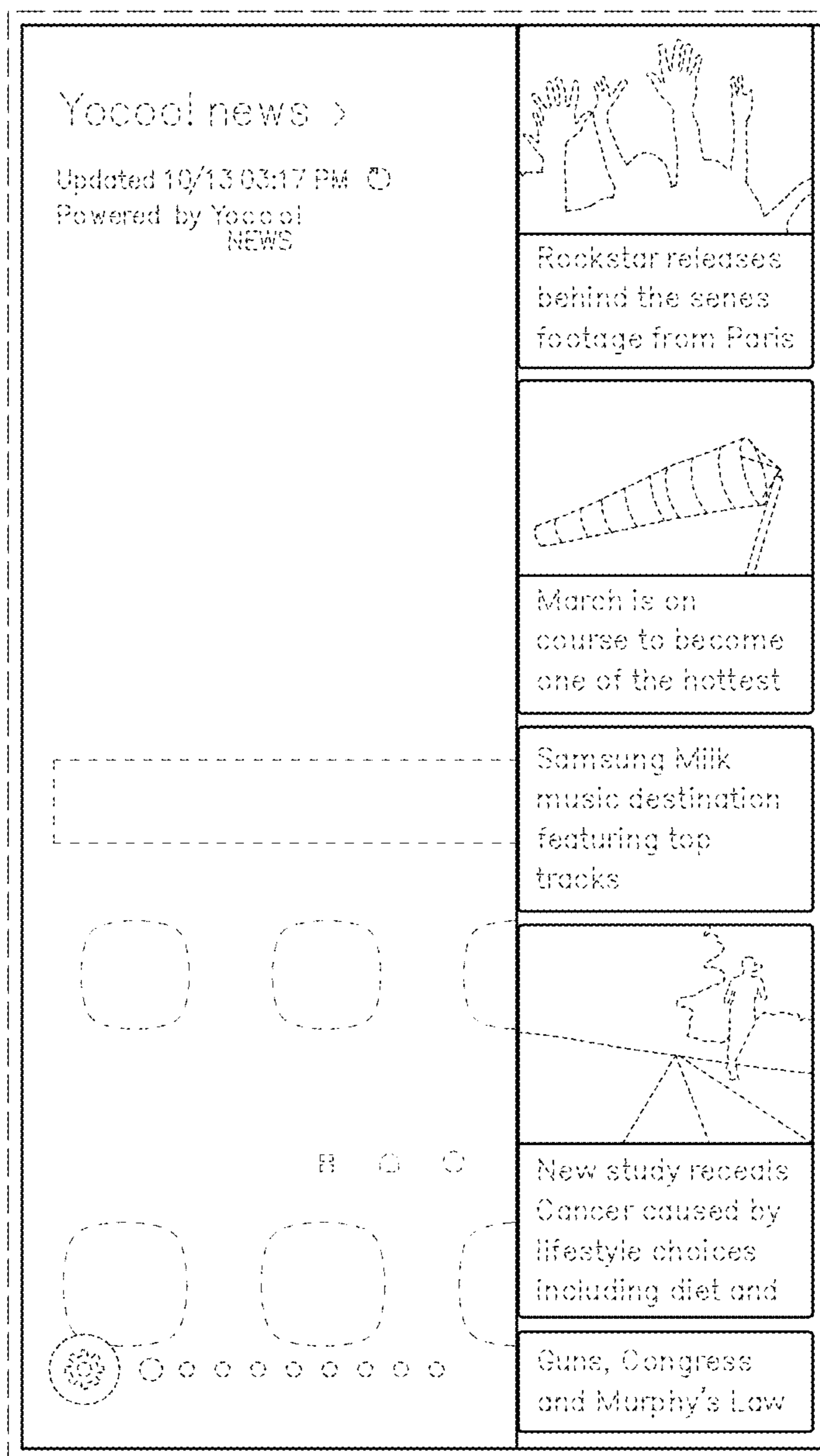


FIG. 2

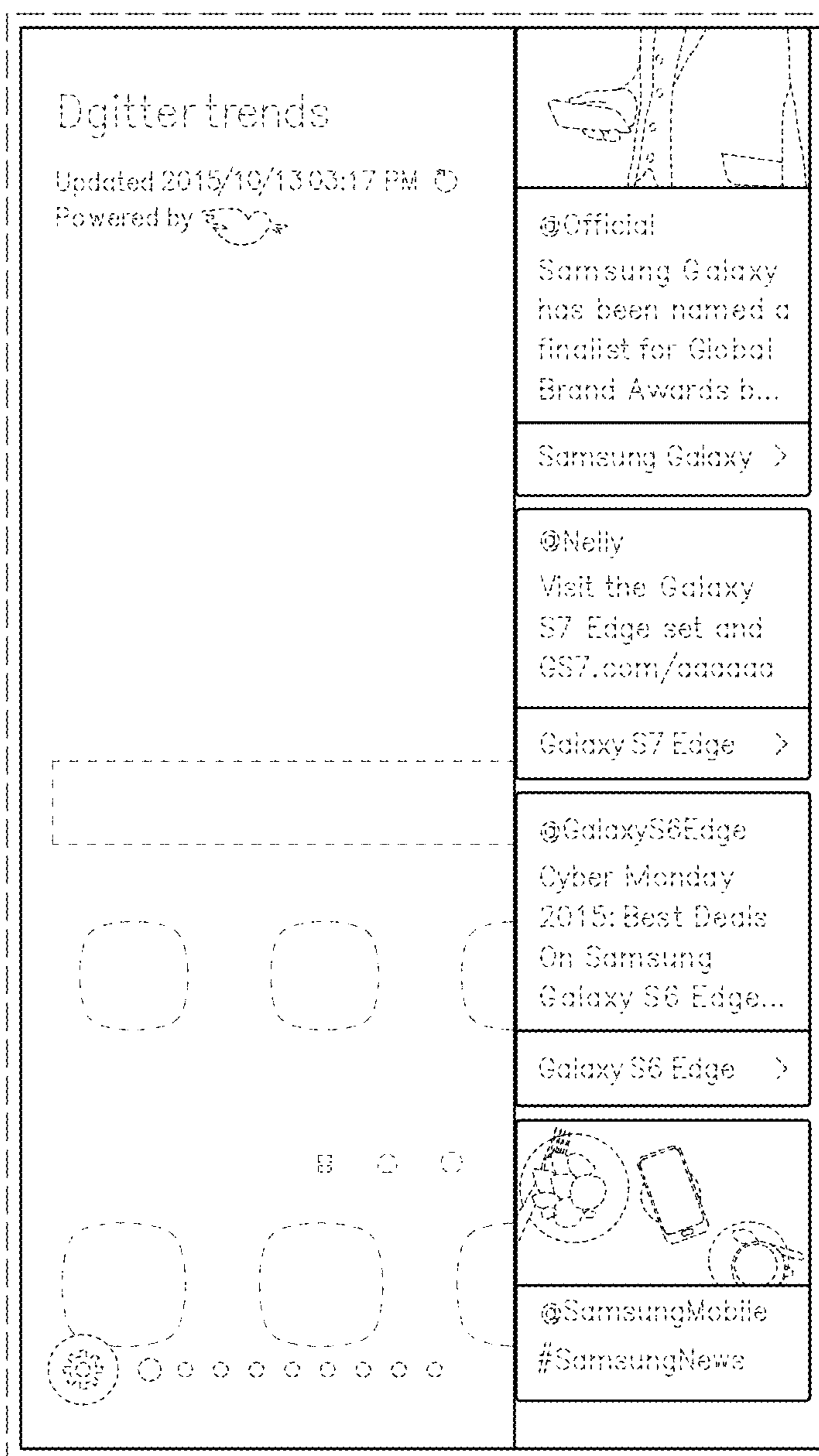


FIG. 3

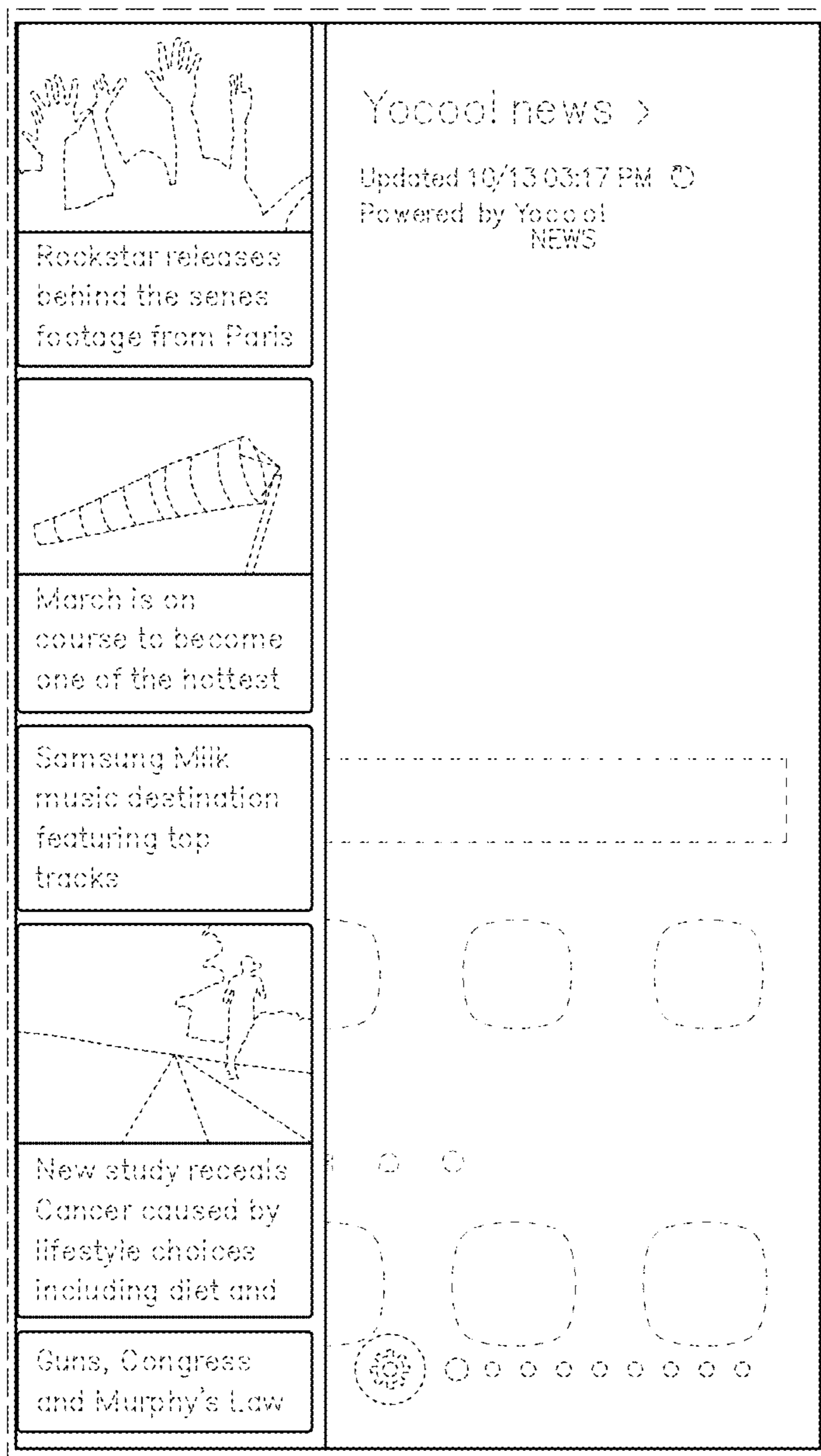


FIG. 4

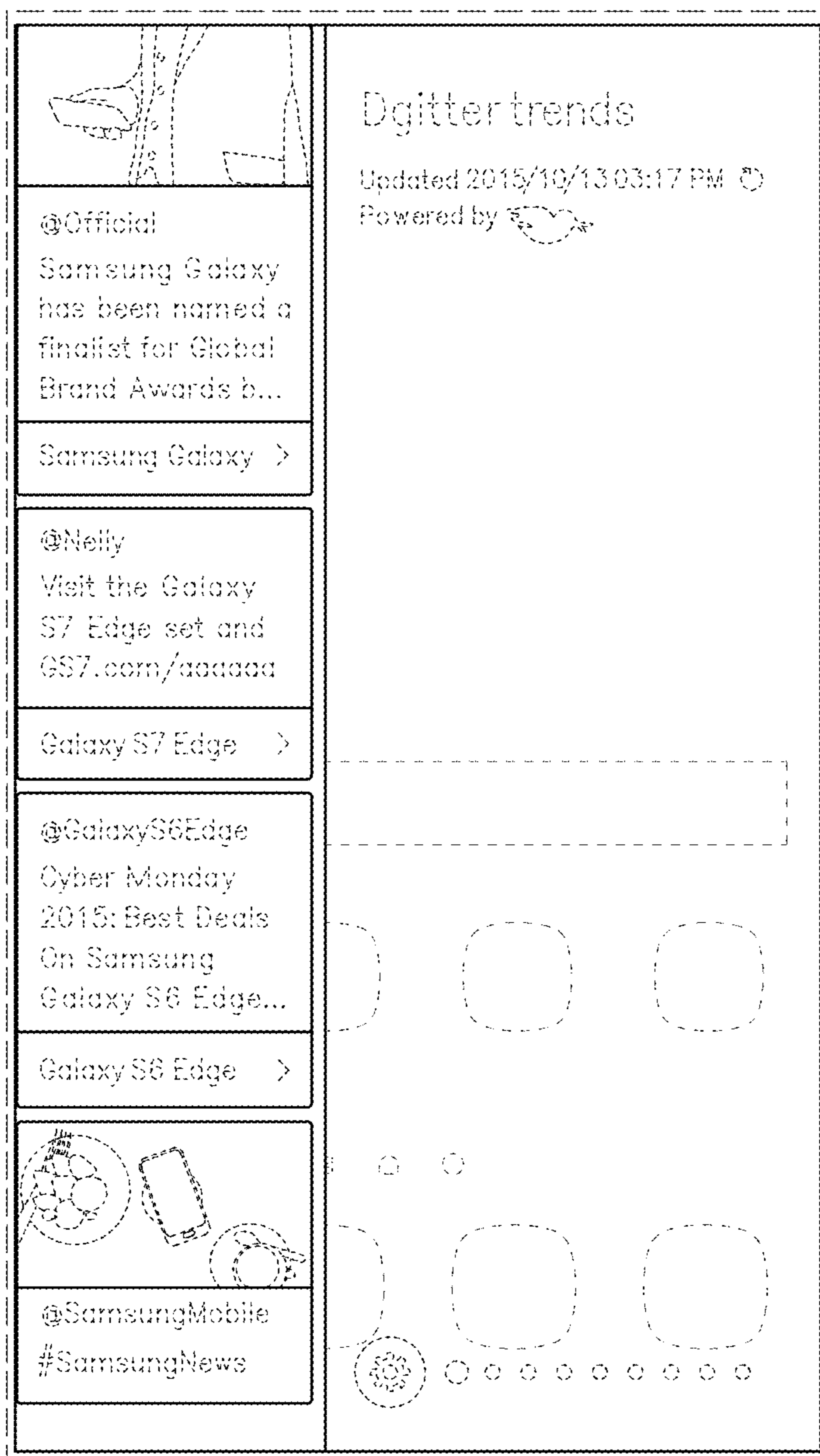




FIG. 6

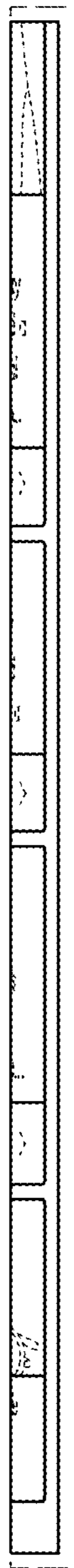




FIG. 7



FIG. 8



FIG. 9

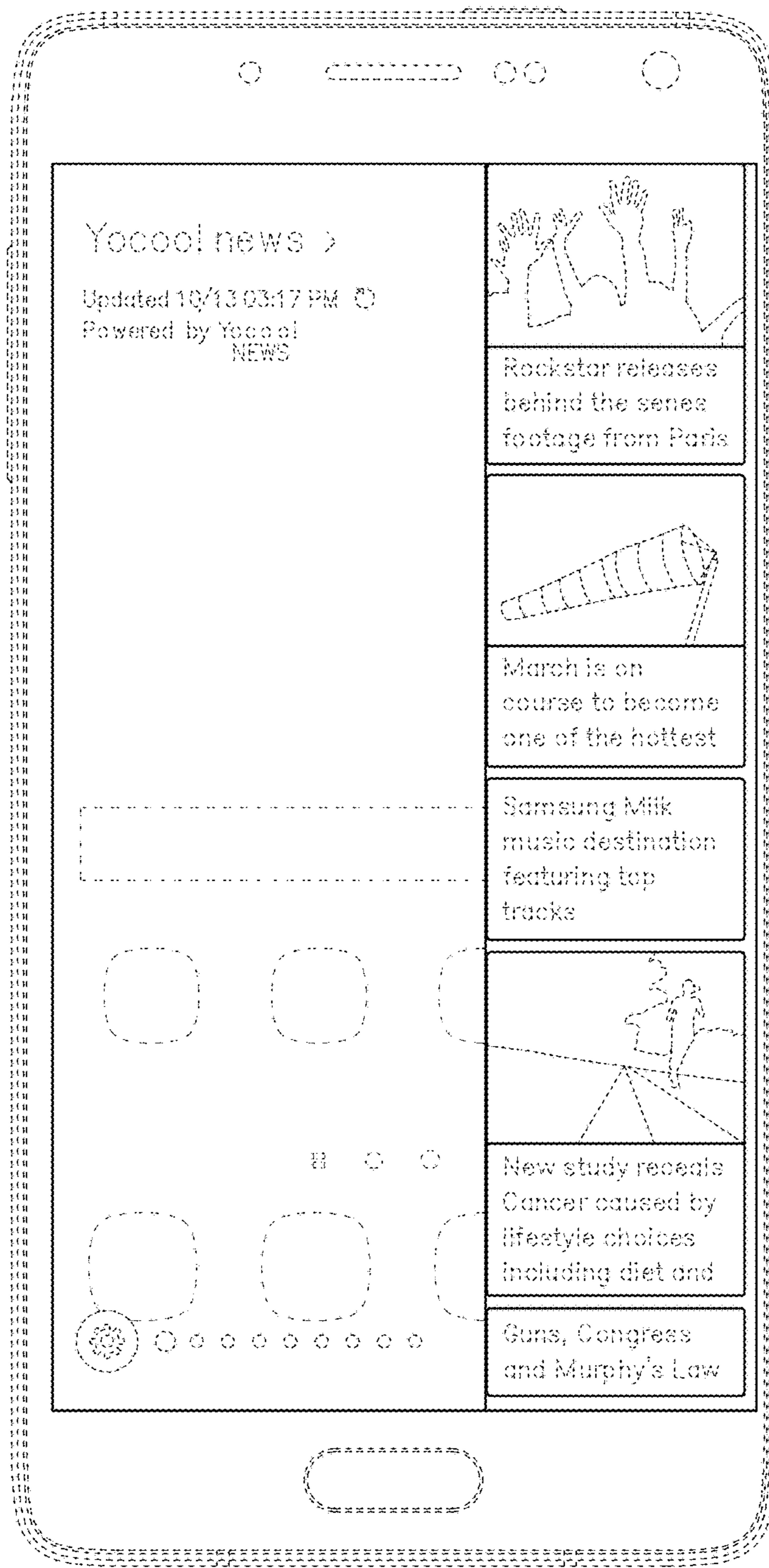


FIG. 10

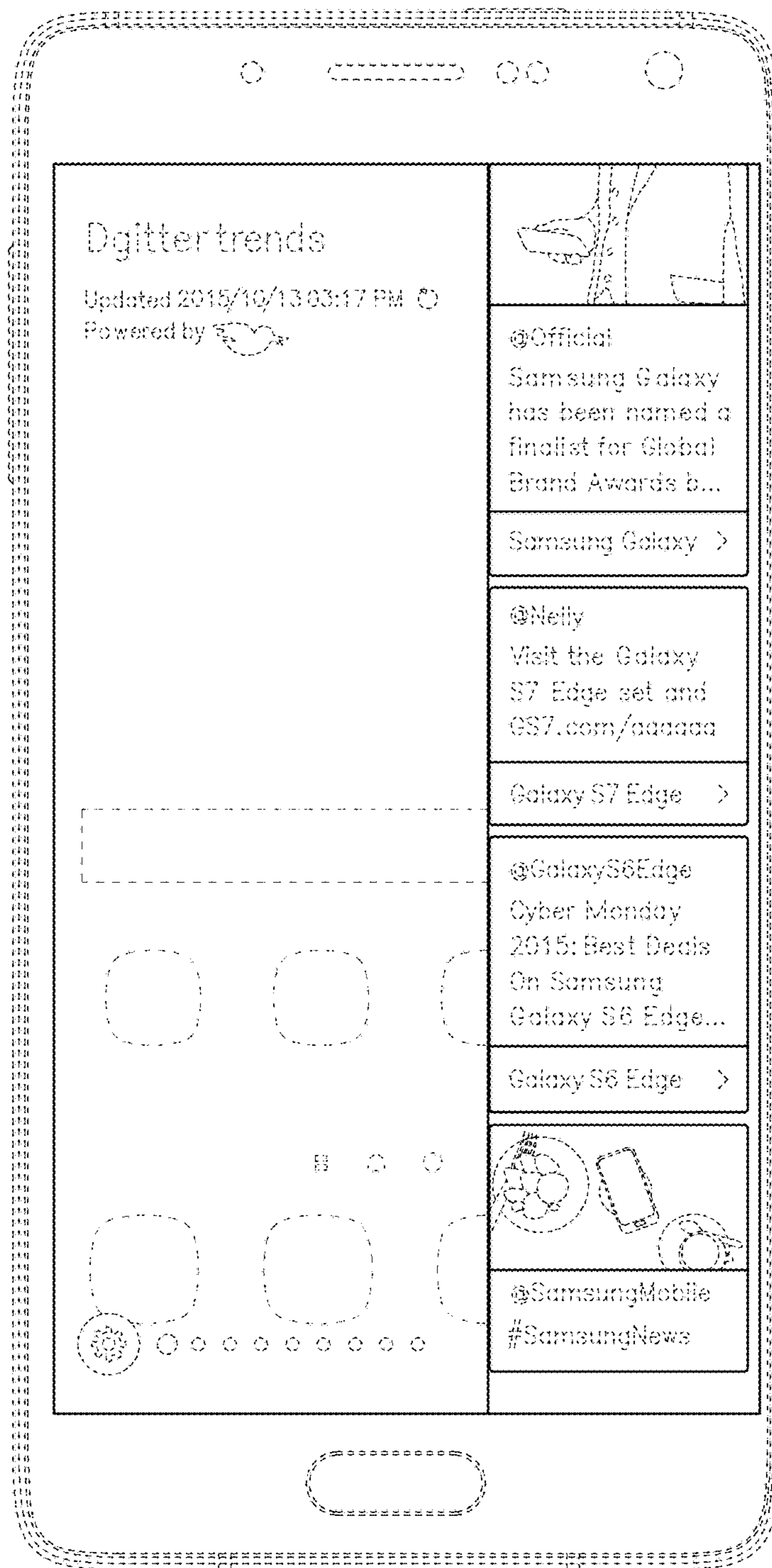


FIG. 11




FIG. 12

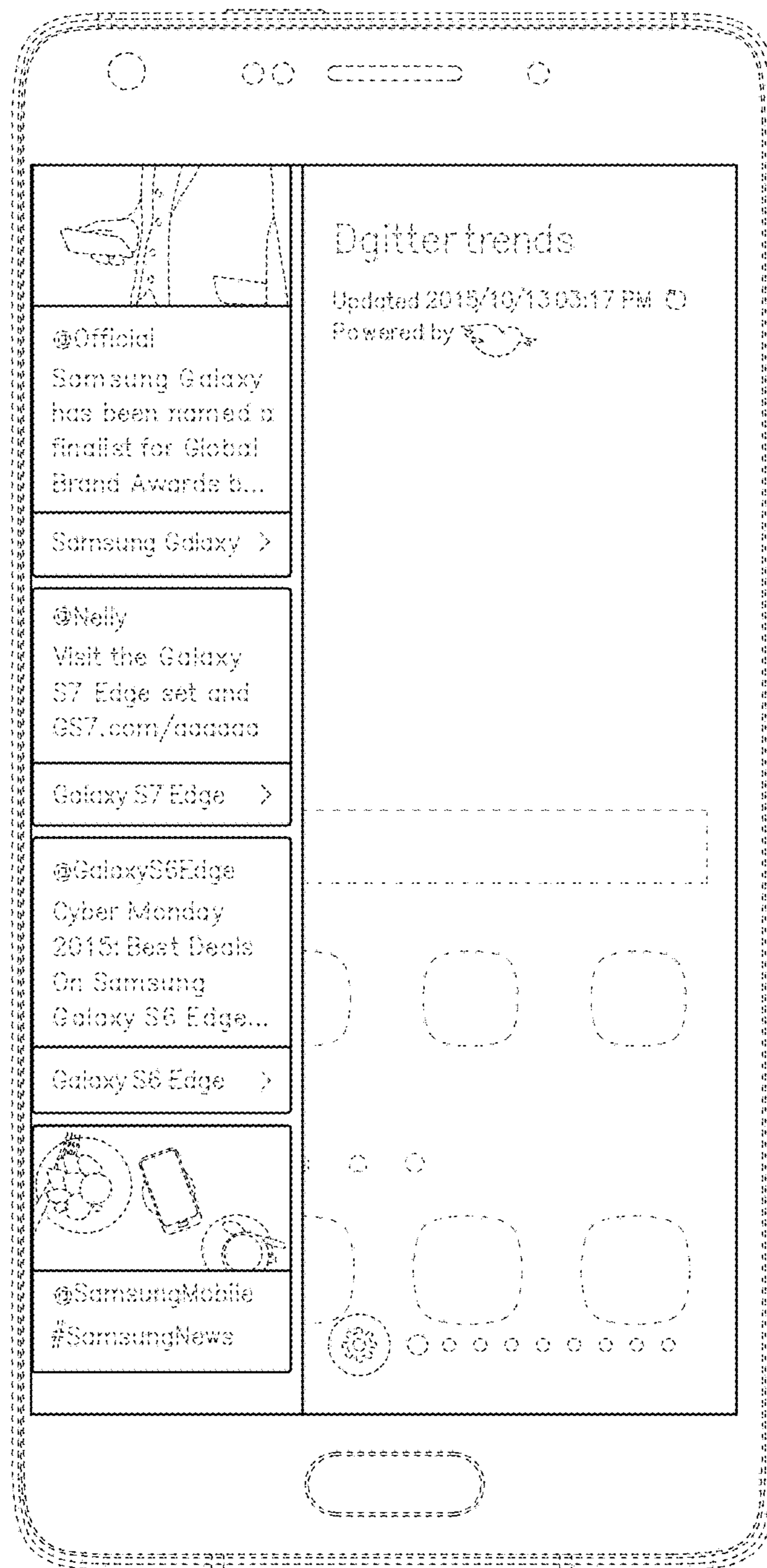


FIG. 13

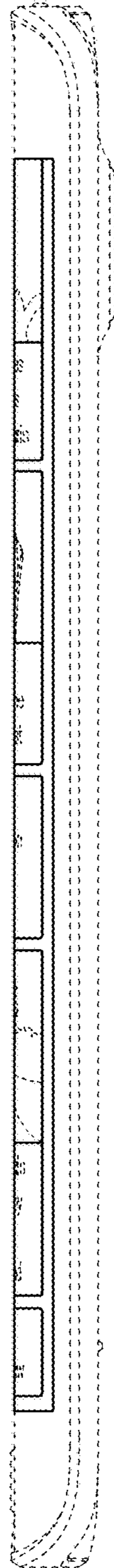


FIG. 14

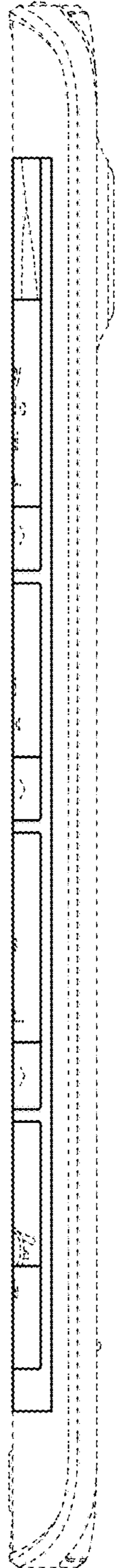




FIG. 15

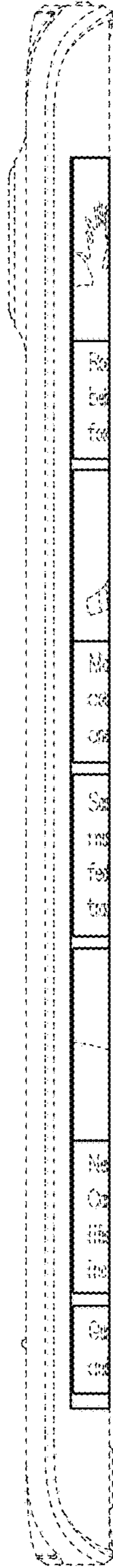


FIG. 16

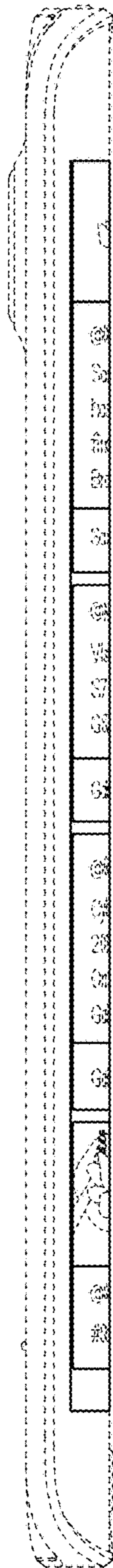


FIG. 17




FIG. 18




FIG. 19




FIG. 20




FIG. 21




FIG. 22

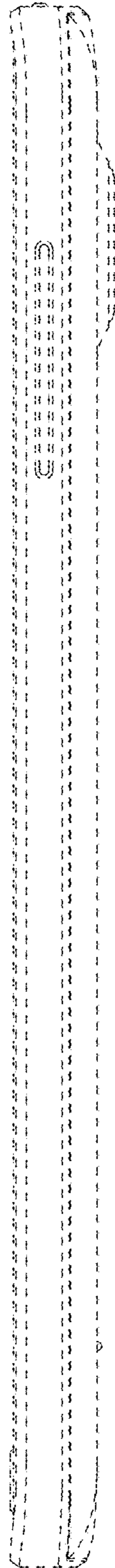




FIG. 23




FIG. 24

