



US00D843321S

(12) **United States Design Patent** (10) **Patent No.:** **US D843,321 S**  
**Dickey** (45) **Date of Patent:** **\*\* Mar. 19, 2019**

(54) **EXTENDABLE OUTLET**

(71) Applicant: **JTech Solutions, Inc.**, San Ramon, CA (US)

(72) Inventor: **J. Scott Dickey**, San Ramon, CA (US)

(73) Assignee: **JTech Solutions, Inc.**, San Ramon, CA (US)

(\*\*) Term: **15 Years**

(21) Appl. No.: **29/641,973**

(22) Filed: **Mar. 26, 2018**

(51) **LOC (11) Cl.** ..... **13-03**

(52) **U.S. Cl.**  
USPC ..... **D13/139.4**

(58) **Field of Classification Search**  
USPC ..... D13/137.1–137.4, 138.1–138.2,  
D13/139.1–139.8, 152–154, 108, 110,  
D13/123, 133, 146, 147, 156, 158, 160;  
D14/433, 434, 452; D8/363, 364, 373,  
D8/380

CPC .. H01R 25/00; H01R 25/006; H01R 13/6675;  
H01R 13/44; H01R 13/627; H01R  
13/447; H01R 13/73; H01R 13/66; H01R  
13/60; H01R 31/06; H05K 5/00; H05K  
5/03; H03R 13/10; H03R 13/17; H03R  
13/20; H03R 13/5829; H01K 5/0039;  
H02J 7/00; H02J 7/0013; H02J 7/02;  
H02J 2007/0098

See application file for complete search history.

(56) **References Cited**

U.S. PATENT DOCUMENTS

3,433,886 A 3/1969 Myers  
3,590,910 A 7/1971 Lorenz  
3,627,030 A 12/1971 Lorenz  
3,872,355 A 3/1975 Klein

(Continued)

FOREIGN PATENT DOCUMENTS

AU 201716102 10/2017  
AU 201716105 10/2017

(Continued)

OTHER PUBLICATIONS

Amazon.com: Docking Drawer USB Narrow In-Drawer Charging Outlet (White) with 4 USB Ports. Published Aug. 1, 2018. Retrieved from the internet at <<https://www.amazon.com/Docking-Drawer-Narrow-Drawer-Charging/dp/B07G3J7939/>>, Sep. 26, 2018. 1 page. (Year: 2018).\*

(Continued)

*Primary Examiner* — Rosemary K Tarcza  
*Assistant Examiner* — Christy M Nemeth  
(74) *Attorney, Agent, or Firm* — KPPB LLP

(57) **CLAIM**

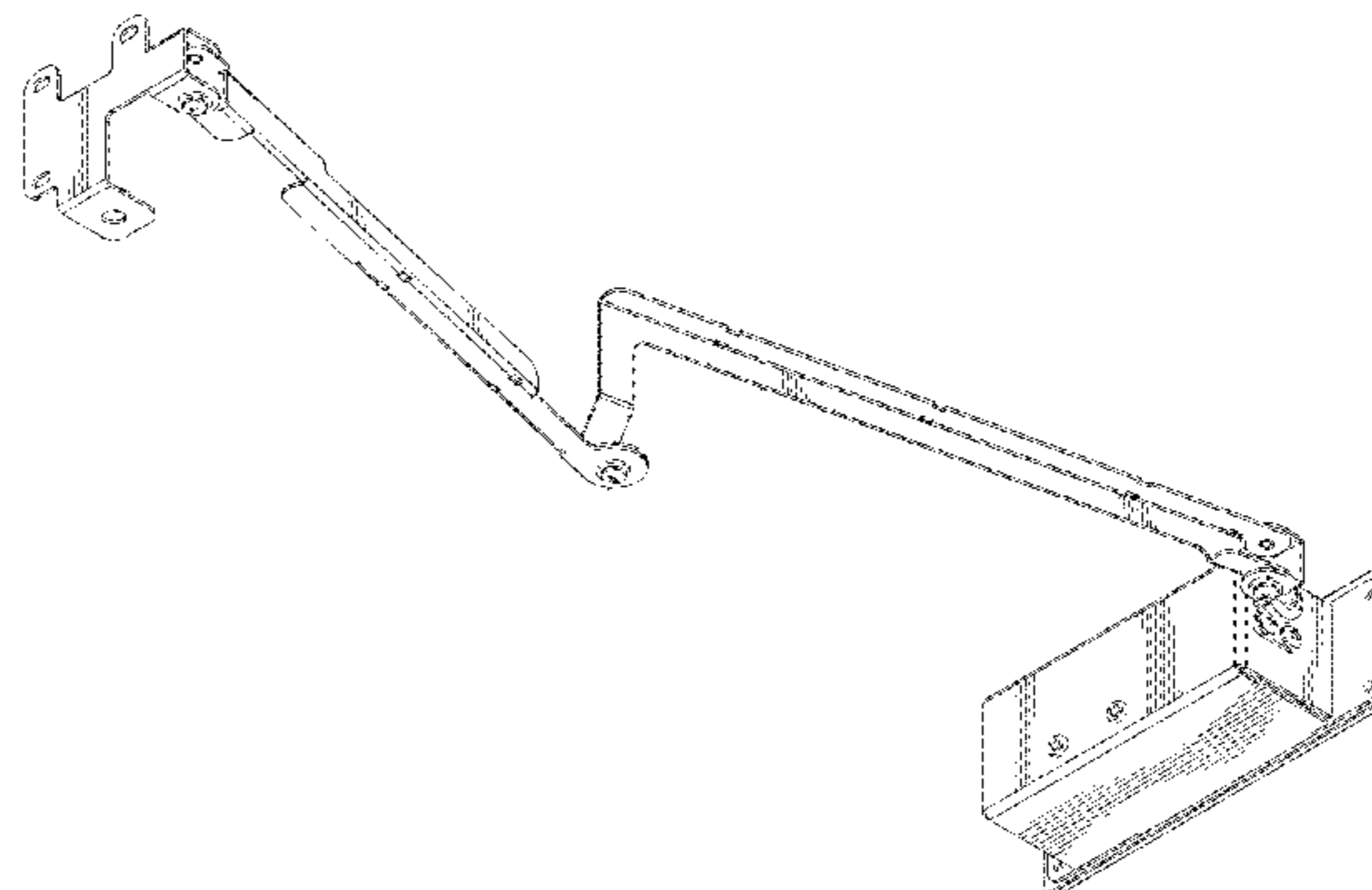
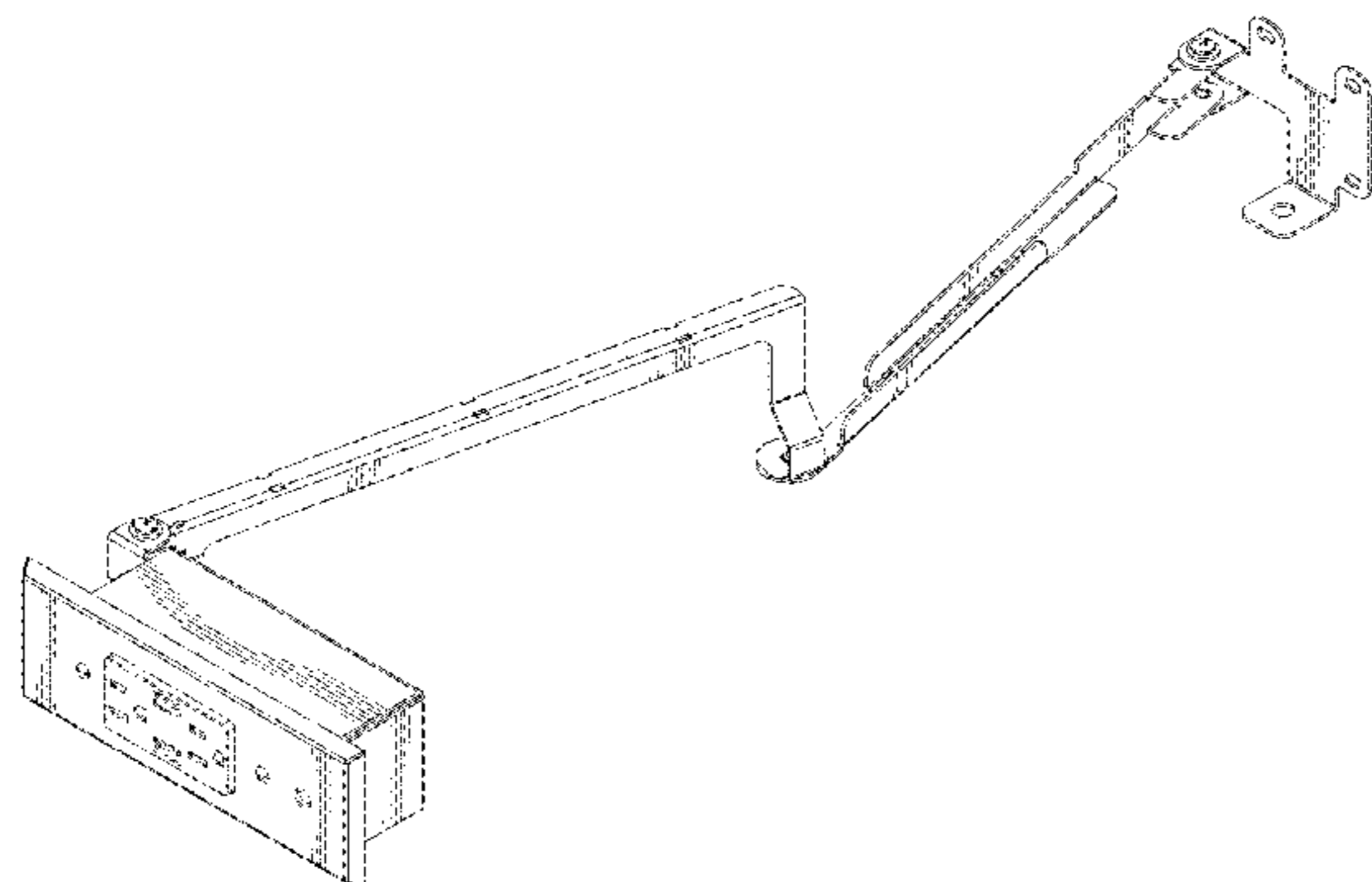
The ornamental design for an extendable outlet, as shown and described.

**DESCRIPTION**

FIG. 1 is a front perspective view of a moveable outlet shown in a first position;  
FIG. 2 is a rear perspective view thereof;  
FIG. 3 is a top view thereof;  
FIG. 4 is a bottom view thereof;  
FIG. 5 is a front view thereof;  
FIG. 6 is a rear view thereof;  
FIG. 7 is a left side view thereof;  
FIG. 8 is a right side view thereof;  
FIG. 9 is a top view thereof, in an environment of use; and,  
FIG. 10 is another top view thereof, shown in a second position, in an environment of use.

The broken lines in the drawings are for the purpose of illustrating environmental subject matter and portions of the extendable outlet that form no part of the claimed design.

**1 Claim, 8 Drawing Sheets**



(56)

References Cited

U.S. PATENT DOCUMENTS

3,972,579 A 8/1976 Kohaut et al.  
 4,200,862 A 4/1980 Campbell et al.  
 4,332,137 A 6/1982 Hayes, Jr.  
 4,551,577 A 11/1985 Byrne  
 4,658,577 A 4/1987 Klein  
 4,659,909 A 4/1987 Knutson  
 4,737,769 A 4/1988 Masot  
 4,901,060 A 2/1990 Liu  
 5,015,337 A 5/1991 Fraser  
 D317,687 S \* 6/1991 Fabius ..... D14/452  
 5,023,396 A 6/1991 Bartee et al.  
 5,143,552 A 9/1992 Moriyama  
 5,169,418 A 12/1992 Honda et al.  
 5,318,453 A 6/1994 Hwang et al.  
 5,508,568 A 4/1996 Mammen  
 5,625,345 A 4/1997 Stark et al.  
 5,742,464 A 4/1998 Ceola et al.  
 5,949,779 A 9/1999 Mostafa et al.  
 5,956,487 A 9/1999 Venkatraman et al.  
 5,995,400 A 11/1999 Park et al.  
 6,028,267 A 2/2000 Byrne  
 6,049,143 A 4/2000 Simpson et al.  
 6,086,390 A 7/2000 Haut  
 D436,837 S \* 1/2001 Beal ..... D8/363  
 6,198,479 B1 3/2001 Humpleman et al.  
 6,216,778 B1 4/2001 Corwin et al.  
 6,290,518 B1 9/2001 Byrne et al.  
 6,336,691 B1 1/2002 Maroney  
 6,370,448 B1 4/2002 Eryurek  
 6,377,458 B1 4/2002 Morris et al.  
 6,380,852 B1 4/2002 Hartman  
 6,435,903 B1 \* 8/2002 Nelson ..... H01R 13/71  
 174/57  
 6,440,221 B2 8/2002 Shamouilian et al.  
 6,446,941 B1 9/2002 Maheshwari et al.  
 6,467,286 B2 10/2002 Hasebe et al.  
 6,478,587 B2 11/2002 Sharples et al.  
 6,530,806 B2 3/2003 Nelson et al.  
 6,582,296 B2 6/2003 Komiyama  
 6,819,563 B1 11/2004 Chu et al.  
 6,859,366 B2 2/2005 Fink  
 6,886,361 B2 5/2005 Flynn  
 D505,858 S \* 6/2005 O'Keene ..... D8/355  
 D507,477 S \* 7/2005 Pfister ..... D14/451  
 6,942,502 B2 9/2005 Sharples et al.  
 6,979,209 B2 12/2005 Griepentrog et al.  
 7,078,623 B1 7/2006 Sheehan et al.  
 7,152,426 B1 12/2006 Cowans  
 7,154,402 B2 12/2006 Dayoub  
 7,163,409 B1 1/2007 Huang et al.  
 7,173,820 B2 2/2007 Fink et al.  
 7,262,830 B2 8/2007 Shigaraki  
 7,285,733 B2 10/2007 Bowman et al.  
 D559,087 S \* 1/2008 Ciungan ..... D14/452  
 7,327,246 B2 2/2008 Schoor  
 D577,729 S \* 9/2008 Derry ..... D14/452  
 7,445,300 B2 11/2008 Collins et al.  
 7,505,237 B2 3/2009 Baxter  
 7,575,467 B2 8/2009 Ferguson  
 7,626,120 B1 12/2009 Golden et al.  
 7,736,178 B2 6/2010 Byrne et al.  
 7,761,555 B1 7/2010 Bishel  
 7,806,091 B2 10/2010 Esau et al.  
 7,824,185 B2 \* 11/2010 Chien ..... H04N 5/2354  
 439/11  
 7,837,483 B2 11/2010 Haut et al.  
 7,934,932 B1 5/2011 Lee et al.  
 7,938,174 B2 5/2011 Yanagida et al.  
 7,967,616 B1 6/2011 Lee et al.  
 7,978,447 B2 7/2011 Baxter  
 7,999,419 B2 8/2011 Drane et al.  
 8,000,074 B2 8/2011 Jones et al.  
 8,057,243 B2 11/2011 Lee et al.  
 8,068,034 B2 11/2011 Shah et al.  
 8,084,992 B2 12/2011 Scheffy et al.

8,139,337 B2 3/2012 Baxter et al.  
 8,238,070 B2 8/2012 Kopelman  
 8,277,233 B2 10/2012 Su  
 8,348,683 B2 1/2013 Row et al.  
 8,351,200 B2 1/2013 Arimilli et al.  
 8,450,879 B2 5/2013 Chilvers  
 8,475,186 B1 7/2013 Sikkema et al.  
 8,482,884 B2 7/2013 Hennessey, Jr.  
 8,604,935 B2 12/2013 Shah et al.  
 8,605,402 B2 12/2013 Ward  
 8,622,481 B2 1/2014 Niederriter  
 D707,109 S \* 6/2014 Leung ..... D8/363  
 9,136,653 B2 \* 9/2015 Dickey ..... H01H 35/00  
 9,331,430 B2 \* 5/2016 Dickey ..... H01R 13/6395  
 D765,033 S \* 8/2016 Oosterman ..... D13/139.1  
 D796,519 S \* 9/2017 Hung ..... D14/452  
 10,003,159 B2 \* 6/2018 Dickey ..... H01R 13/6395  
 D822,671 S \* 7/2018 Chu ..... D14/452  
 2001/0044161 A1 11/2001 Komiyama  
 2002/0043978 A1 4/2002 McDonald  
 2002/0064572 A1 5/2002 Minogue  
 2003/0159307 A1 8/2003 Sago et al.  
 2004/0035569 A1 2/2004 Suenaga et al.  
 2004/0112584 A1 6/2004 Weng  
 2004/0231351 A1 11/2004 Wyatt et al.  
 2006/0006838 A1 1/2006 Clarke  
 2006/0081390 A1 4/2006 Lange et al.  
 2007/0000641 A1 1/2007 Yanagida et al.  
 2007/0052380 A1 3/2007 Lai  
 2007/0230126 A1 10/2007 Pautsch et al.  
 2008/0035307 A1 2/2008 Yamakawa  
 2008/0110610 A1 5/2008 Lifson et al.  
 2009/0142947 A1 6/2009 Byrne et al.  
 2009/0167537 A1 7/2009 Feliss  
 2009/0197352 A1 8/2009 Ueno et al.  
 2009/0201145 A1 8/2009 Vasquez  
 2010/0033024 A1 2/2010 Crus  
 2010/0073839 A1 3/2010 Baxter et al.  
 2010/0124849 A1 5/2010 Winstanley et al.  
 2010/0273114 A1 10/2010 Yoshida  
 2010/0330896 A1 12/2010 Ohba et al.  
 2011/0056675 A1 3/2011 Barringer et al.  
 2011/0117760 A1 5/2011 Winstanley et al.  
 2011/0177703 A1 7/2011 Lin et al.  
 2012/0187746 A1 7/2012 Niederriter  
 2012/0241135 A1 9/2012 Takigawa et al.  
 2013/0048580 A1 2/2013 Bailey et al.  
 2014/0077042 A1 3/2014 Niederriter  
 2015/0108832 A1 4/2015 Dickey  
 2015/0372423 A1 12/2015 Dickey  
 2015/0380886 A1 \* 12/2015 Oosterman ..... H01R 27/02  
 439/639  
 2016/0211615 A1 7/2016 Dickey

FOREIGN PATENT DOCUMENTS

CN 2256603 Y 6/1997  
 CN 202664713 U 1/2013  
 CN 202917882 U 5/2013  
 EP 2142040 A2 1/2010  
 JP 4400918 B2 1/2010  
 KR 100813683 B1 3/2008  
 WO 198700976 2/1987  
 WO 2007022490 A2 2/2007  
 WO 2007139918 A2 12/2007  
 WO 2008133798 A2 11/2008  
 WO 2015057276 A1 4/2015

OTHER PUBLICATIONS

Amazon.com: Docking Drawer Style Drawer 21 Flush In-Drawer Power Outlet with Thermostatic Shutoff. Published Mar. 24, 2017 . Retrieved from the internet at <<https://www.amazon.com/Docking-Drawer-Drawer-Thermostatic-Shutoff-dp/B07C2CB6SQ/>>, Sep. 26, 2018. 1 page. (Year: 2017).\*  
 Amazon.com: Docking Drawer Blade In-Drawer Charging Outlet. Published Apr. 9, 2018. Retrieved from the internet at <<https://www>



(56)

**References Cited**

## OTHER PUBLICATIONS

amazon.com/Docking-Drawer-Drawer-Charging-featuring/dp/B07CX75V94/>, Sep. 26, 2018. 1 page. (Year: 2018).\*

Amazon.com: Docking Drawer Blade Duo. Published Aug. 1, 2018. Retrieved from the internet at <<https://www.amazon.com/Docking-Drawer-0290-30100W-Charging-Outlet/dp/B07G3F2CP9/>>, Sep. 26, 2018. 1 page. (Year: 2018).\*

Amazon.com: Docking Drawer 0290-20533W-AUS Trio-Aus in Drawer Outlet. Published May 1, 2018. Retrieved from the internet at <<https://www.amazon.com/Docking-Drawer-0290-20533W-AUS-Trio-Aus-Outlet/dp/B07CS5LTQY/>>, Sep. 26, 2018. 1 page. (Year: 2018).\*

“Amazon.com: Docking Drawer 0290-20533W-AUS Trio-Aus in Drawer Outlet”, Published May 1, 2018.

“Amazon.com: Docking Drawer Blade Duo”, Published Aug. 1, 2018. 1 page. (Year: 2018).

“Amazon.com: Docking Drawer Blade In-Drawer Charging Outlet”, Published Apr. 9, 2018. 1 page. (Year: 2018).

“Amazon.com: Docking Drawer Style Drawer 21 Flush In-Drawer Power Outlet with Thermostatic Shutoff”, Published Mar. 24, 2017. 1 page. (Year: 2017).

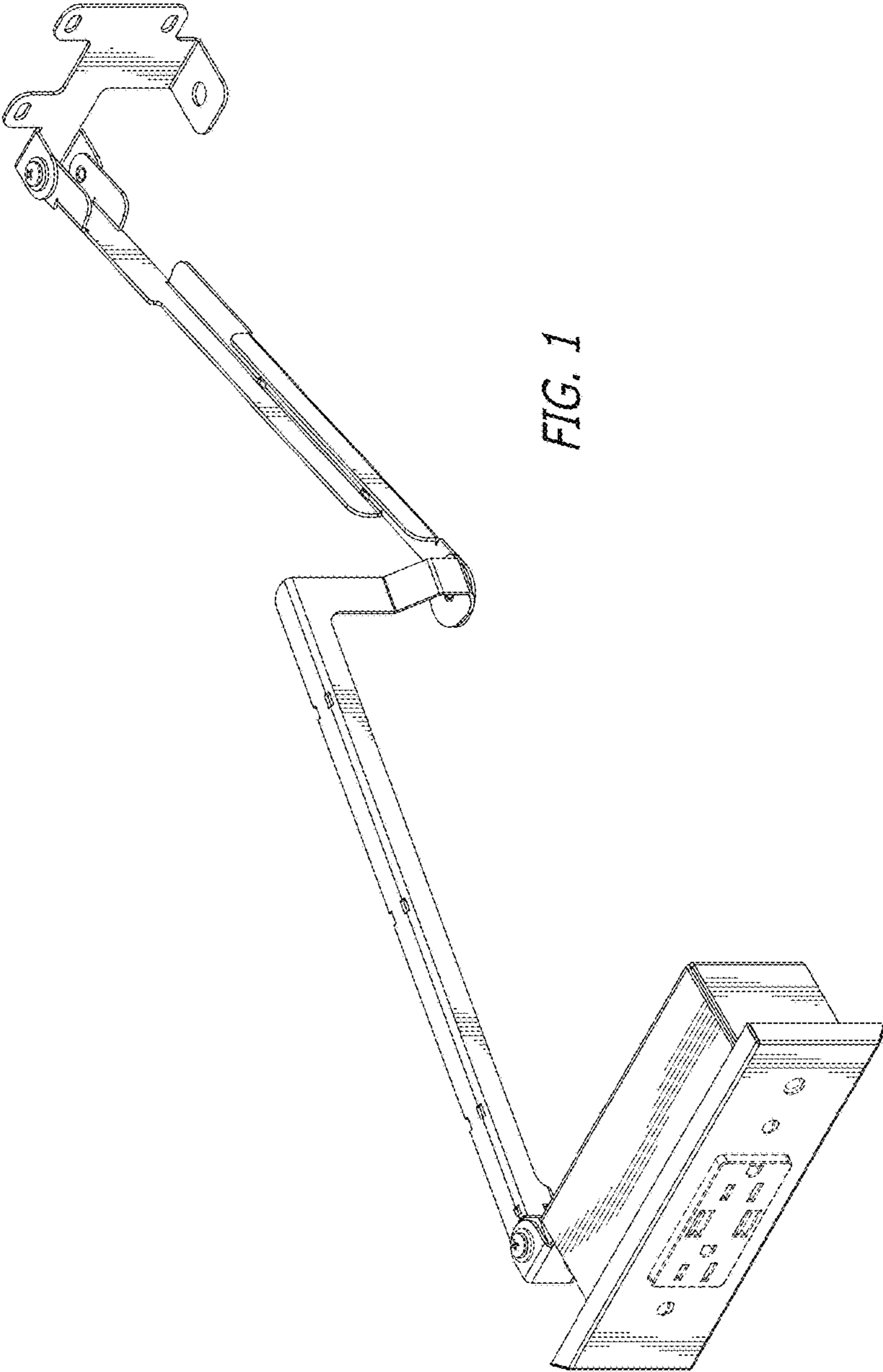
“Amazon.com: Docking Drawer USB Narrow In-Drawer Charging Outlet (White) with 4 USB Ports”, Published Aug. 1, 2018. 1 page. (Year: 2018).

International Preliminary Report on Patentability for International Application PCT/US2014/040750, Report issued Apr. 19, 2016, dated Apr. 28, 2016, 10 Pgs.

International Search Report and Written Opinion for International Application PCT/US2014/040750, report completed Sep. 15, 2014, dated Oct. 24, 2014, 11 pgs.

Lindvall et al., “Fracture Mechanics for a Heat Exchanger Gasket”, [www.byggmek.lth.se](http://www.byggmek.lth.se), 2004, 7 pgs.

\* cited by examiner



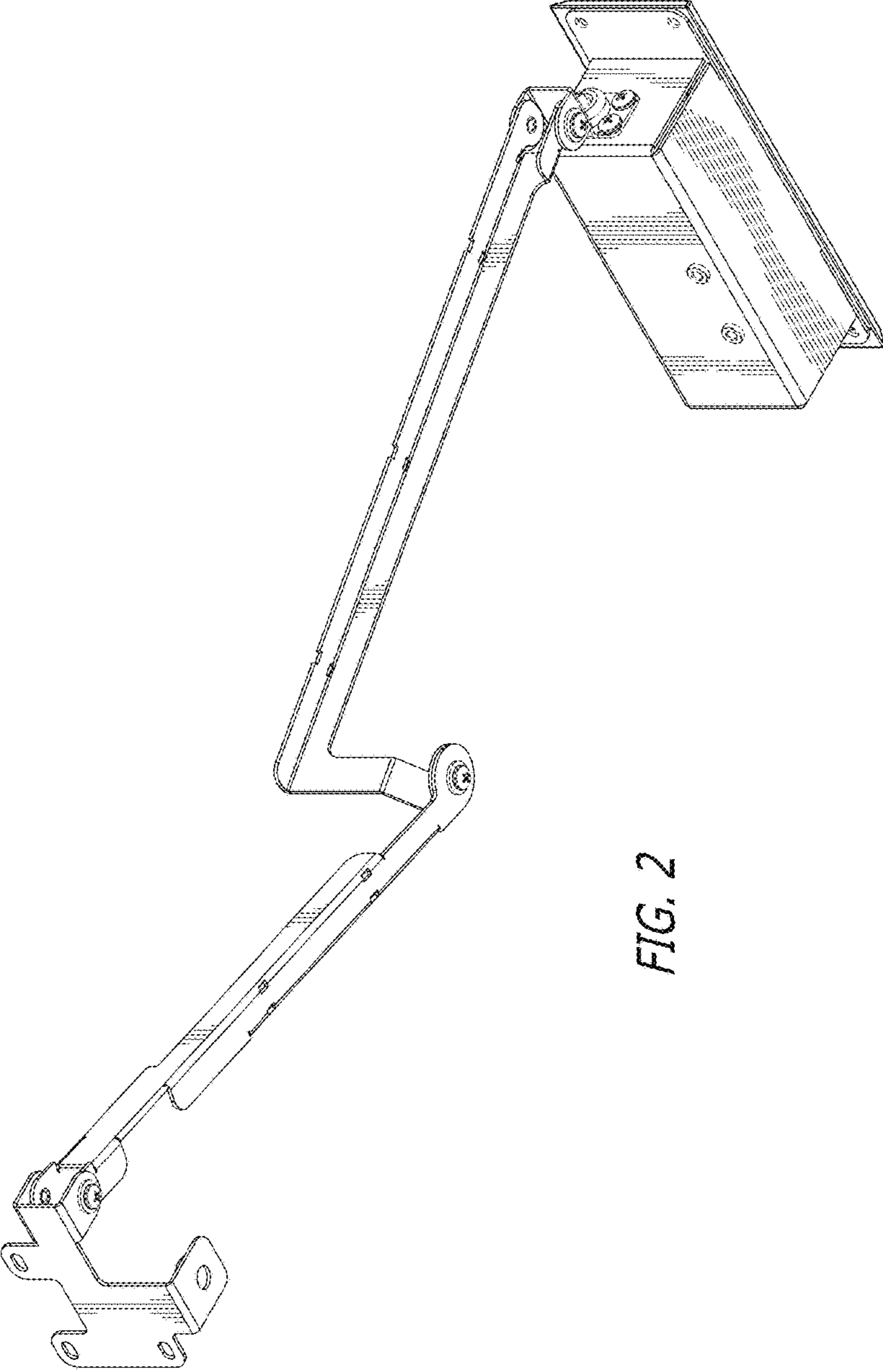


FIG. 2

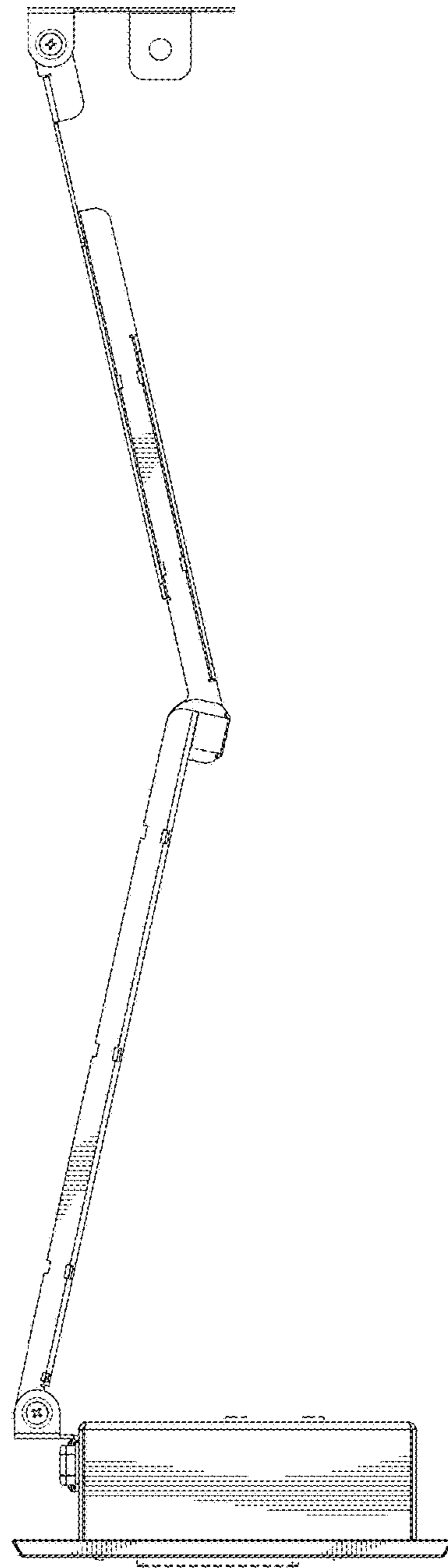


FIG. 3

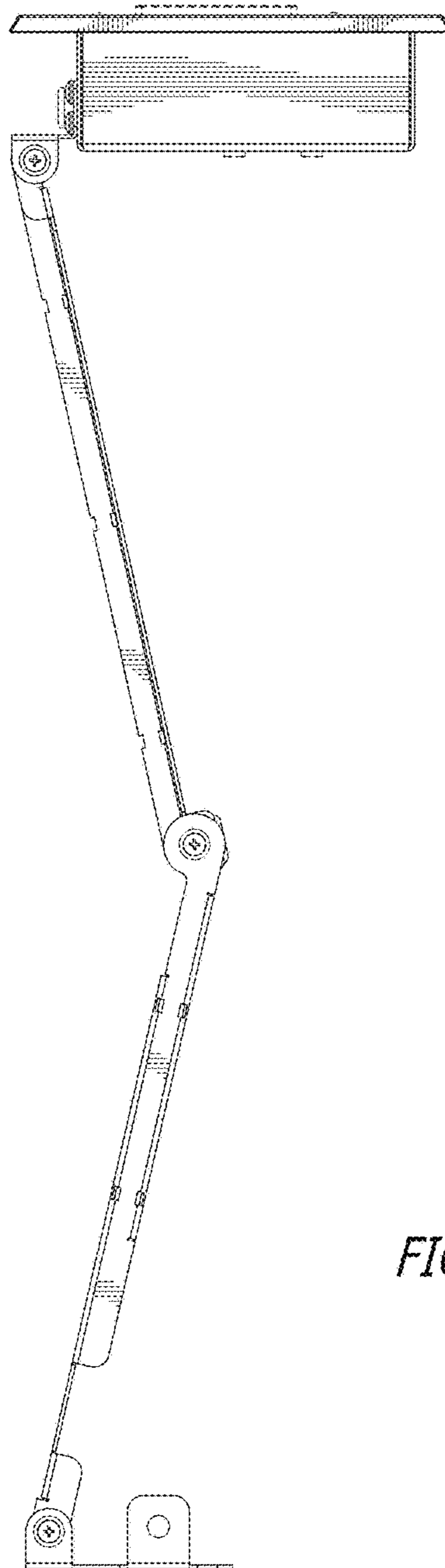


FIG. 4

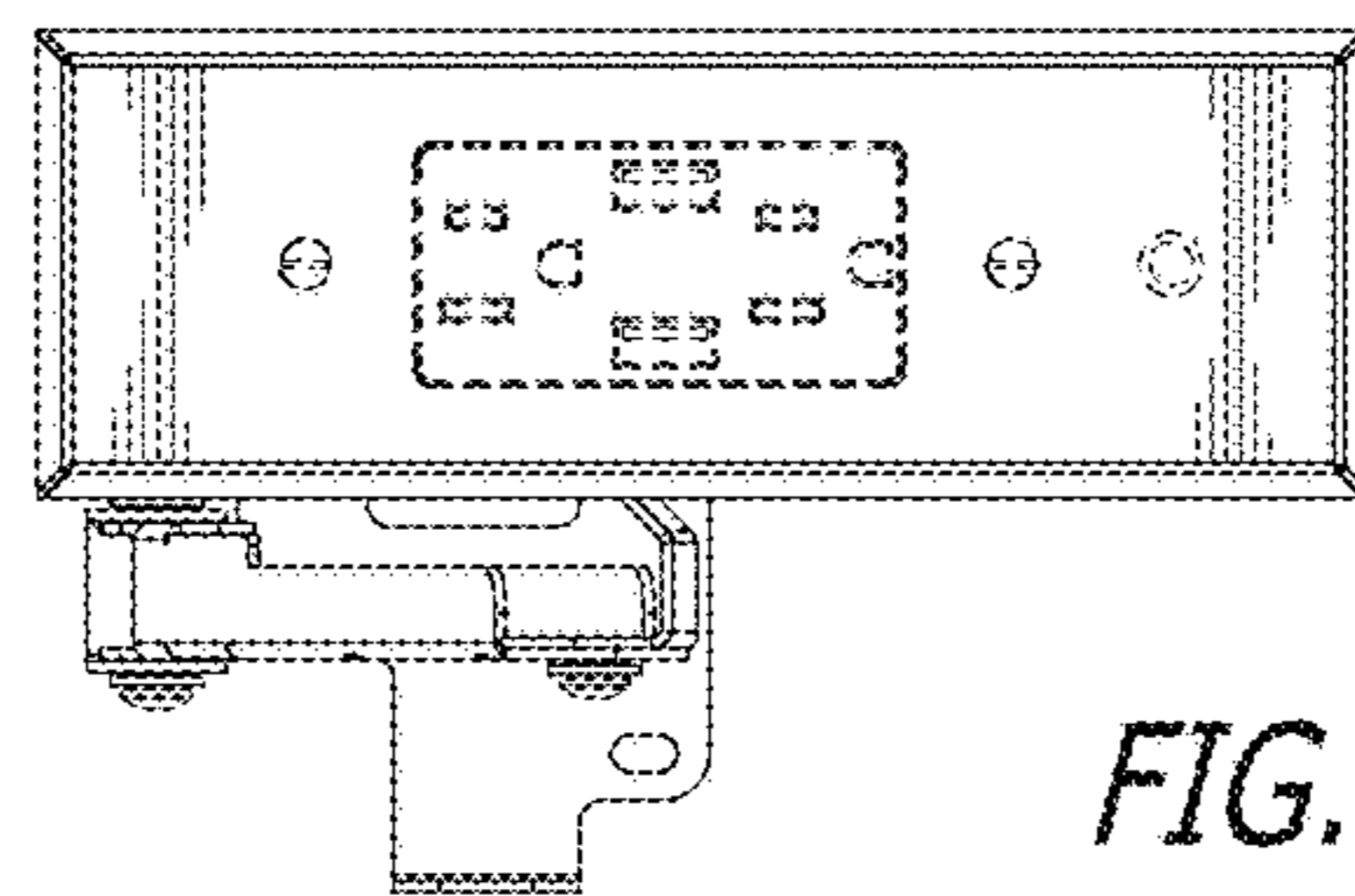


FIG. 5

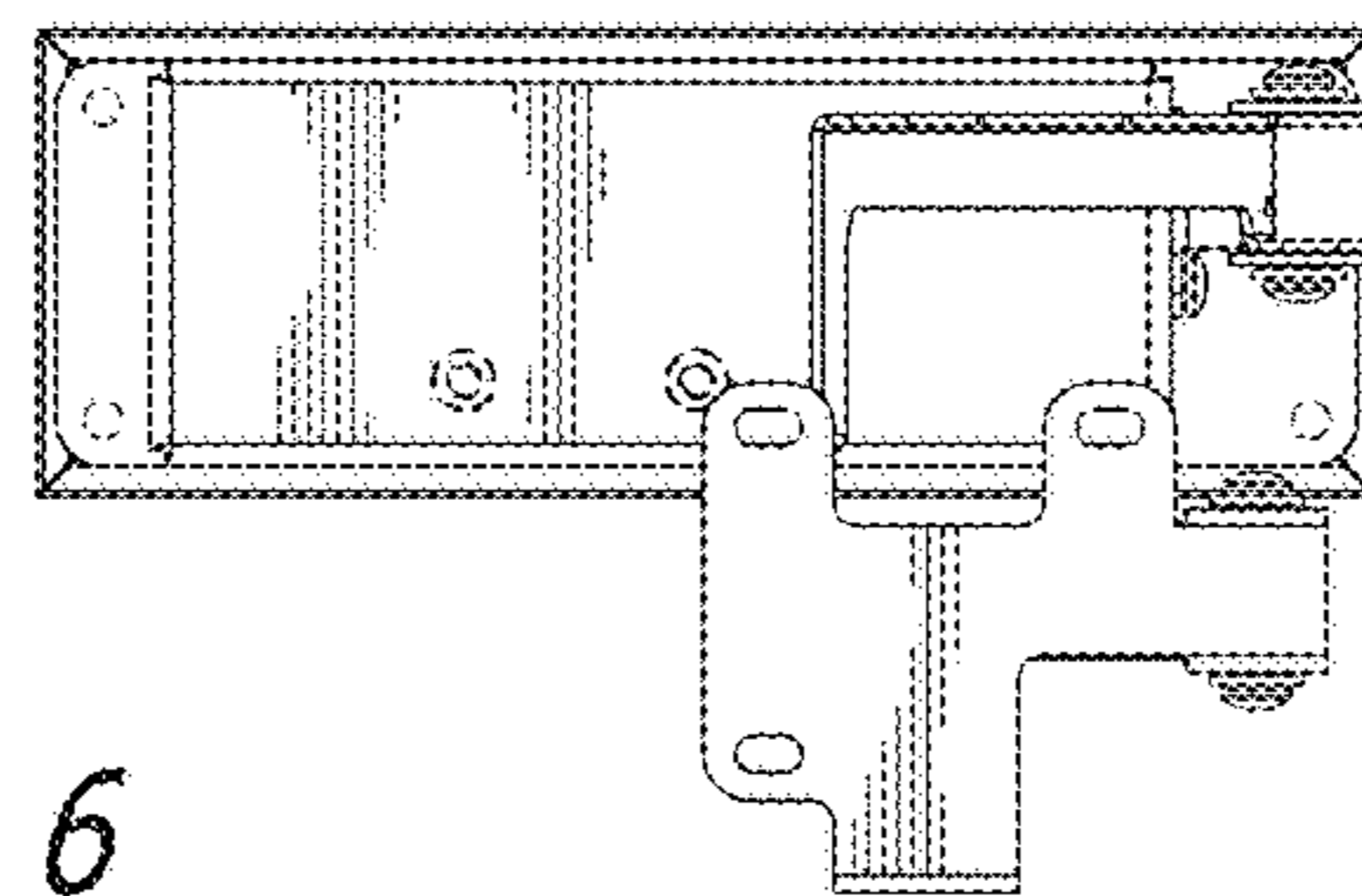
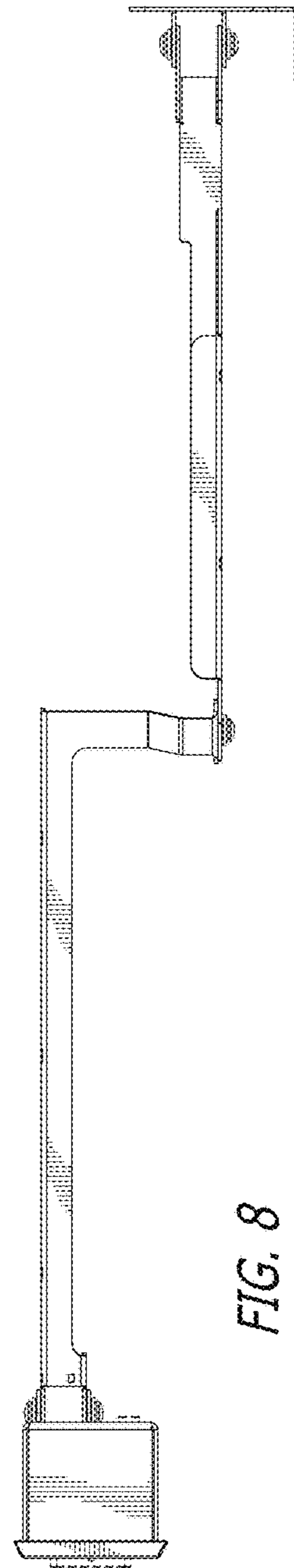
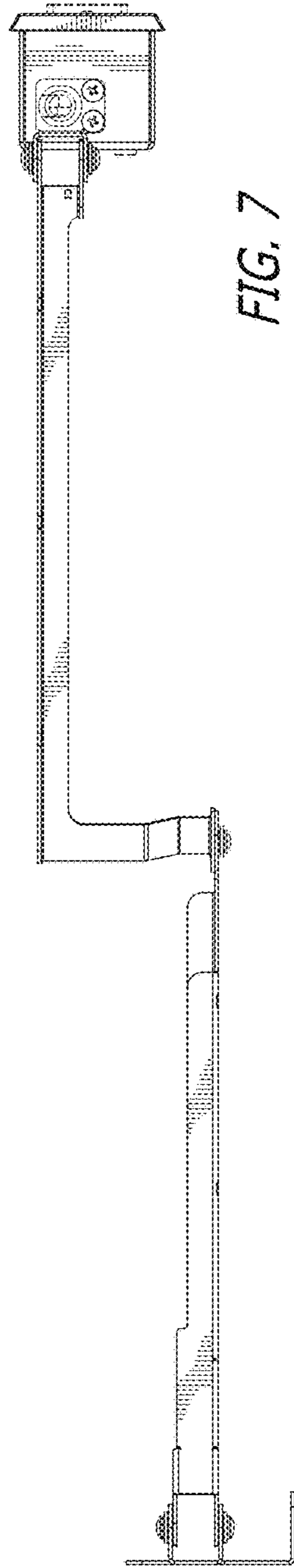


FIG. 6





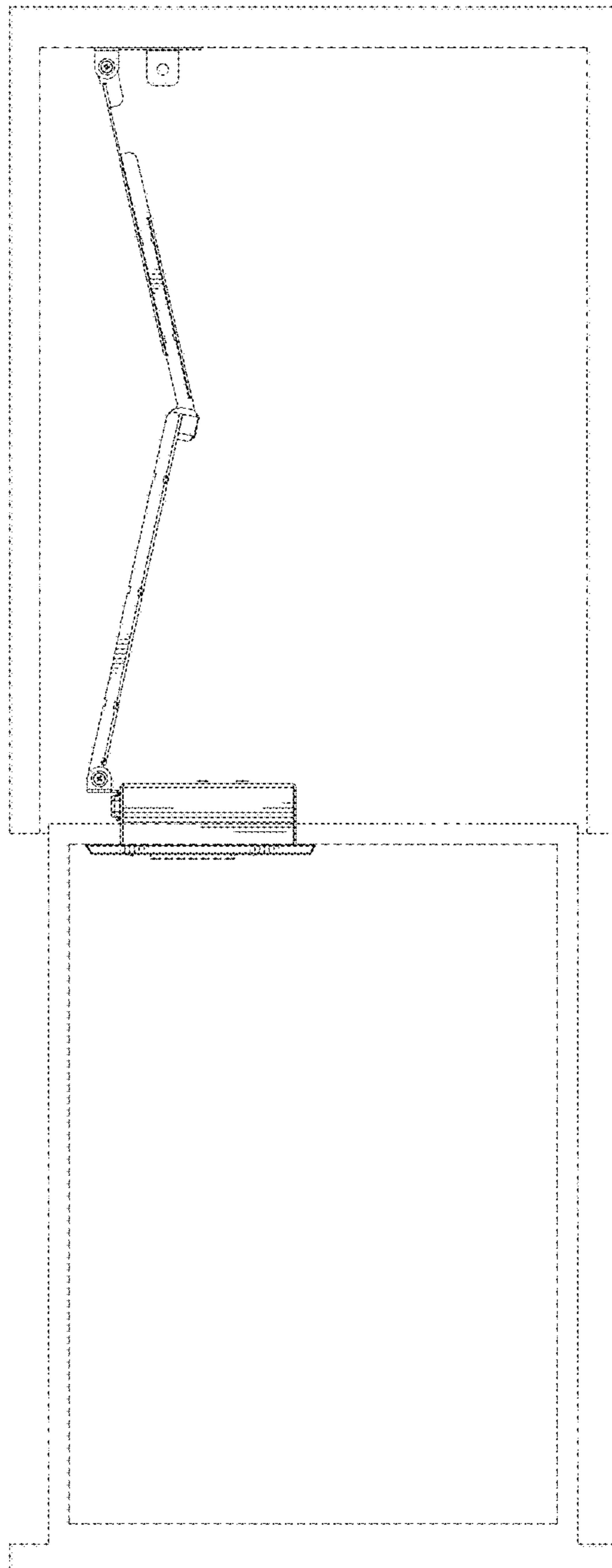


FIG. 9




FIG. 10