



US00D843313S

(12) **United States Design Patent**
Cai

(10) **Patent No.:** **US D843,313 S**

(45) **Date of Patent:** **** Mar. 19, 2019**

(54) **TIRE**

(71) Applicant: **Jianxin Tyre(Fujian) Co., Ltd.**, Fujian (CN)

(72) Inventor: **Youzhi Cai**, Fujian (CN)

(**) Term: **15 Years**

(21) Appl. No.: **29/604,317**

(22) Filed: **May 17, 2017**

(30) **Foreign Application Priority Data**

Nov. 20, 2016 (CN) 2016 3 0562361

(51) **LOC (11) Cl.** **12-15**

(52) **U.S. Cl.**
USPC **D12/590; D12/588**

(58) **Field of Classification Search**
USPC D12/586, 587, 588, 589, 590, 600, 601
CPC B60C 11/032; B60C 11/0388
See application file for complete search history.

(56) **References Cited**

U.S. PATENT DOCUMENTS

D605,108 S * 12/2009 Brown D12/588
D647,035 S * 10/2011 Brown D12/588

D647,467 S * 10/2011 Bonhomme D12/588
D652,370 S * 1/2012 Buchinger-Barnstorf ... D12/588
D656,087 S * 3/2012 Yokomakura D12/588
D656,891 S * 4/2012 Yokomakura D12/588
D669,842 S * 10/2012 Buchinger-Barnstorf ... D12/590
D675,560 S * 2/2013 Kato D12/590
D755,116 S * 5/2016 Wang D12/588
D755,713 S * 5/2016 Wang D12/588
D757,641 S * 5/2016 Kristen D12/588
D758,293 S * 6/2016 Kitajima D12/588

* cited by examiner

Primary Examiner — Robert M. Spear

(74) *Attorney, Agent, or Firm* — Prakash Nama; Global IP Services, PLLC



(57) **CLAIM**

The ornamental design for a tire, as shown.

DESCRIPTION

FIG. 1 is a front elevational view of a tire showing my new design;
FIG. 2 is a left side view thereof;
FIG. 3 is a perspective view thereof;
FIG. 4 is another perspective view thereof;
FIG. 5 is an enlarged view of portion A shown in FIG. 1; and,
FIG. 6 is an enlarged view of portion B shown in FIG. 4.

1 Claim, 6 Drawing Sheets



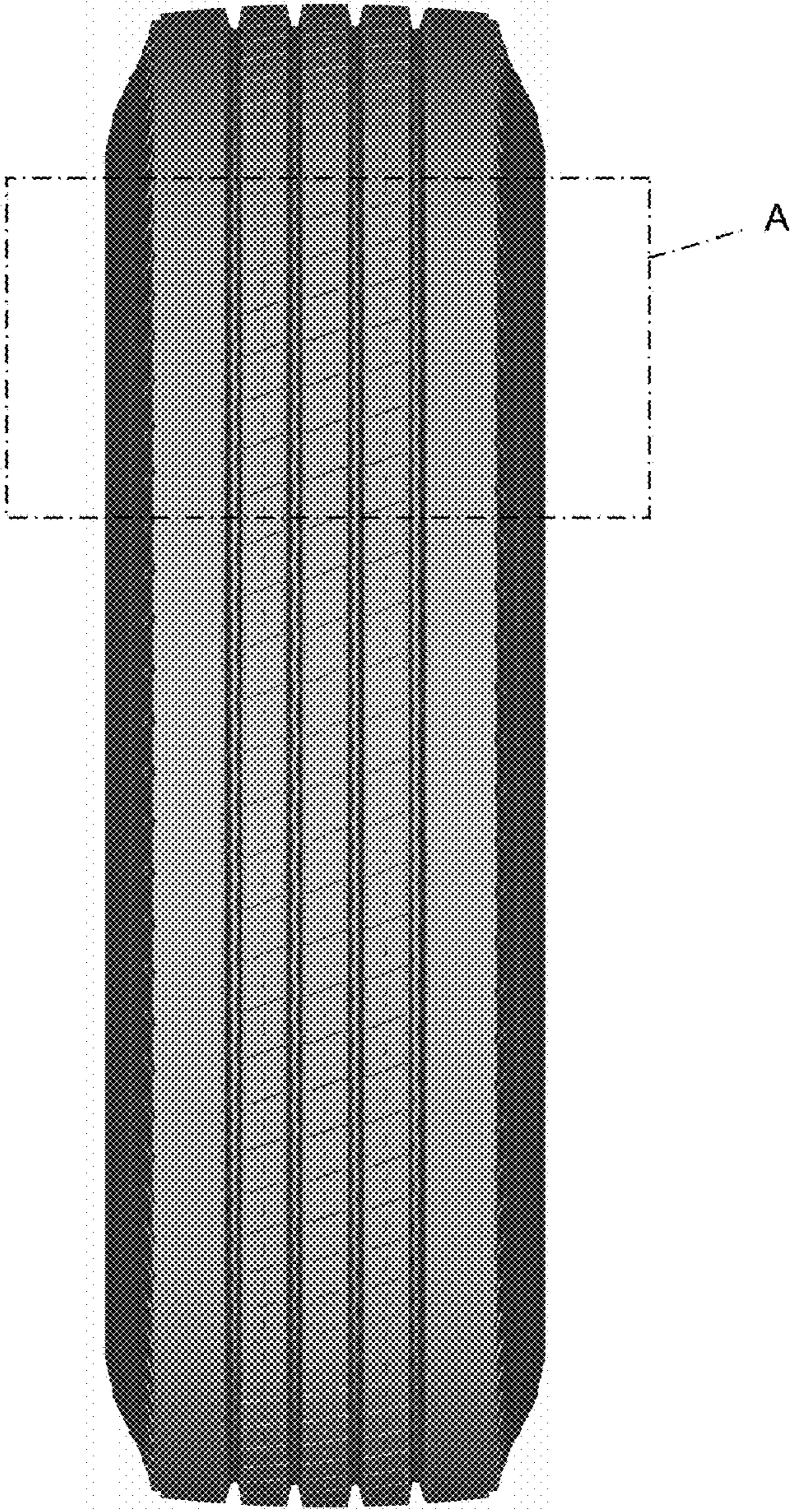


FIG. 1




FIG. 2



FIG. 3




FIG. 4




FIG. 5




FIG. 6